

July 11, 2024


Regional Transit Authority

Finance Committee



The New Orleans Regional Transit Authority (RTA) hereby declares that, in accordance with La. R.S. 42:17.1 (A)(2)(a)-(c), a meeting will be held on Thursday, July 11, 2024, at 11:00 a.m. The agency's website streams the in-person meeting live, and mask-wearing is encouraged inside the boardroom.

This meeting is accessible to persons with disabilities. To help assure availability, modifications or accommodations linked to a disability must be requested 72 hours before the meeting or hearing. Please direct requests for public meeting accommodations to the Office of Board Affairs, 2817 Canal Street, NOLA 70119, or call 504-827-8341 or by email (rtaboard@rtaforward.org).



Written comments on any matter included on the agenda will be accepted in the following ways: 1) Submission of a Speaker Card on meeting day; 2) Electronically by email sent to: rtaboard@rtaforward.org prior to the meeting; or 3) By U.S. Mail send to 2817 Canal Street, Attention: Office of Board Affairs, New Orleans, LA 70119.



Agenda

- 1. Call to Order**
- 2. Roll Call**



Agenda

3. Consideration of Meeting Minutes

[Finance Committee Meeting – June 13, 2024]

24-068



Agenda

4. Committee Chairman's Report



Agenda

5. Chief Executive Officer's Report



Agenda

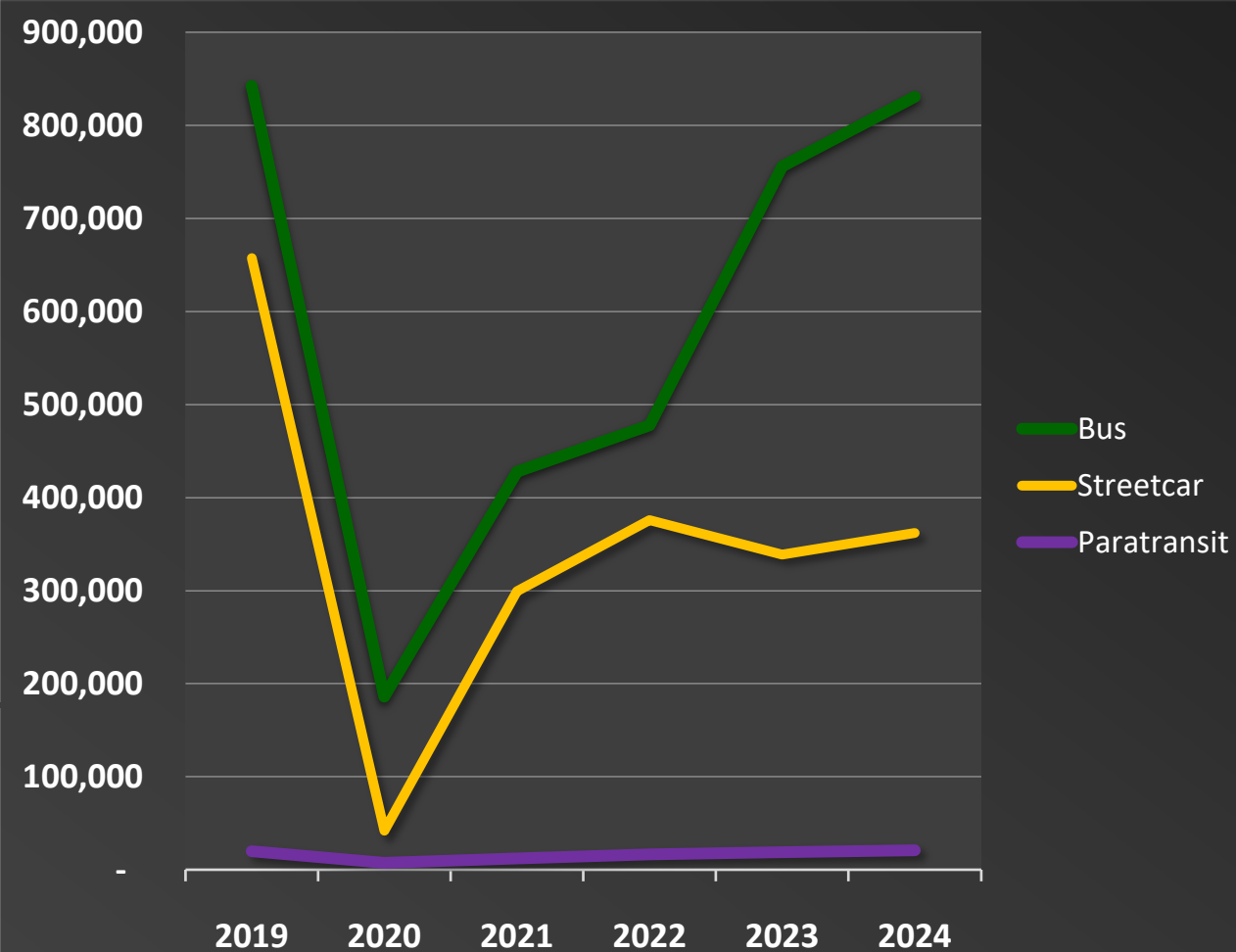
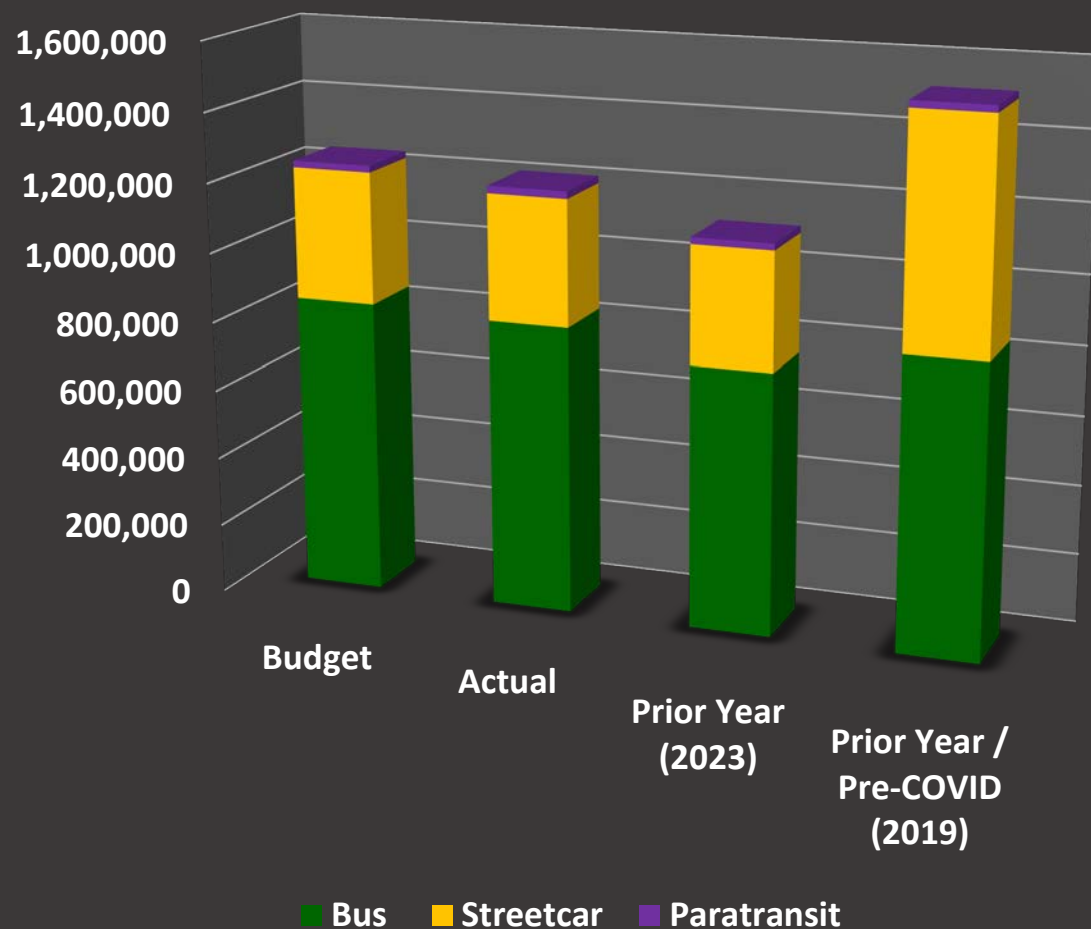
6. Chief Financial Officer's Report



7/11/2024

Regional Transit Authority

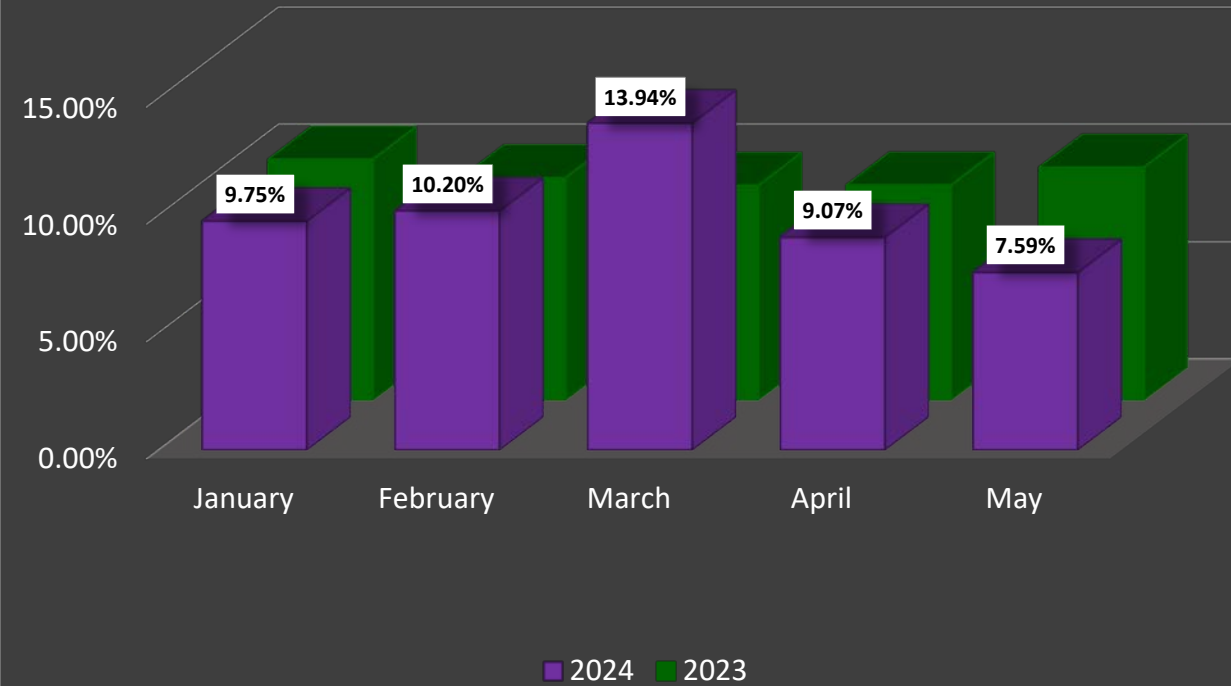
May 2024 Financials



Ridership

Ridership in May increased by 5% when compared to April 2024 actuals. In May, total system ridership (bus, streetcar and paratransit) was 1.2M, compared to 1.16M for the previous month of April.

**FAREBOX RECOVERY RATES
2024 vs 2023**



TOTAL OPERATING EXPENSES, FAREBOX REVENUE & FAREBOX RECOVERY



Farebox Recovery Rates 2024 vs. 2023

Fare revenue continues to offset a slightly modest percentage of operating expenses as ridership continues to rebound. May's farebox recovery rate decreased from 9.1% in the prior month to 7.6%; a total decrease of 1.5%



FAREBOX RECOVERY RATES 2024 vs 2023



TOTAL OPERATING EXPENSES, FAREBOX REVENUE & FAREBOX RECOVERY



FERRY- Farebox Recovery Rates 2024 vs. 2023

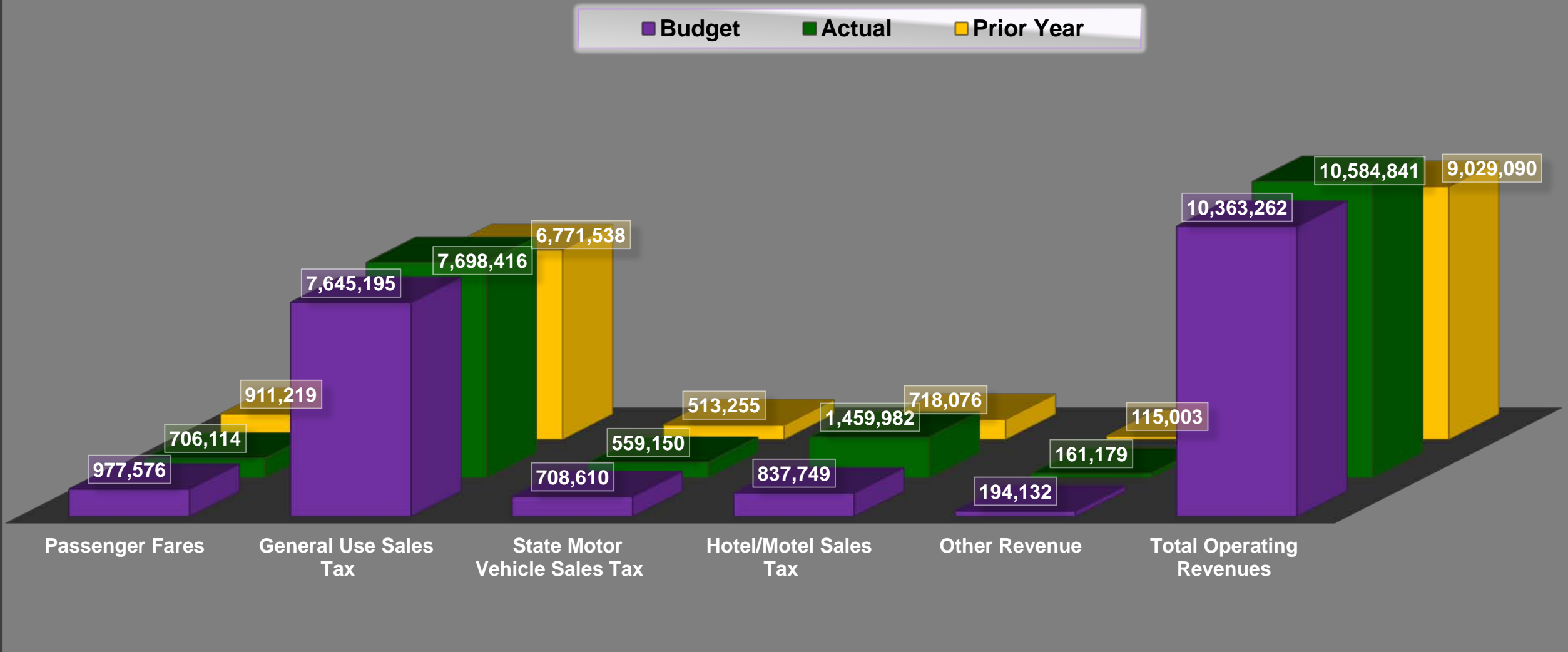
The decrease in farebox recovery to 8.4% in May from 12.3% in April is the result of a decrease in both operating expenses and fare revenues from the prior month. Fare revenues continue to offset a small percentage of operating costs.





May 2024 Summary of Sources

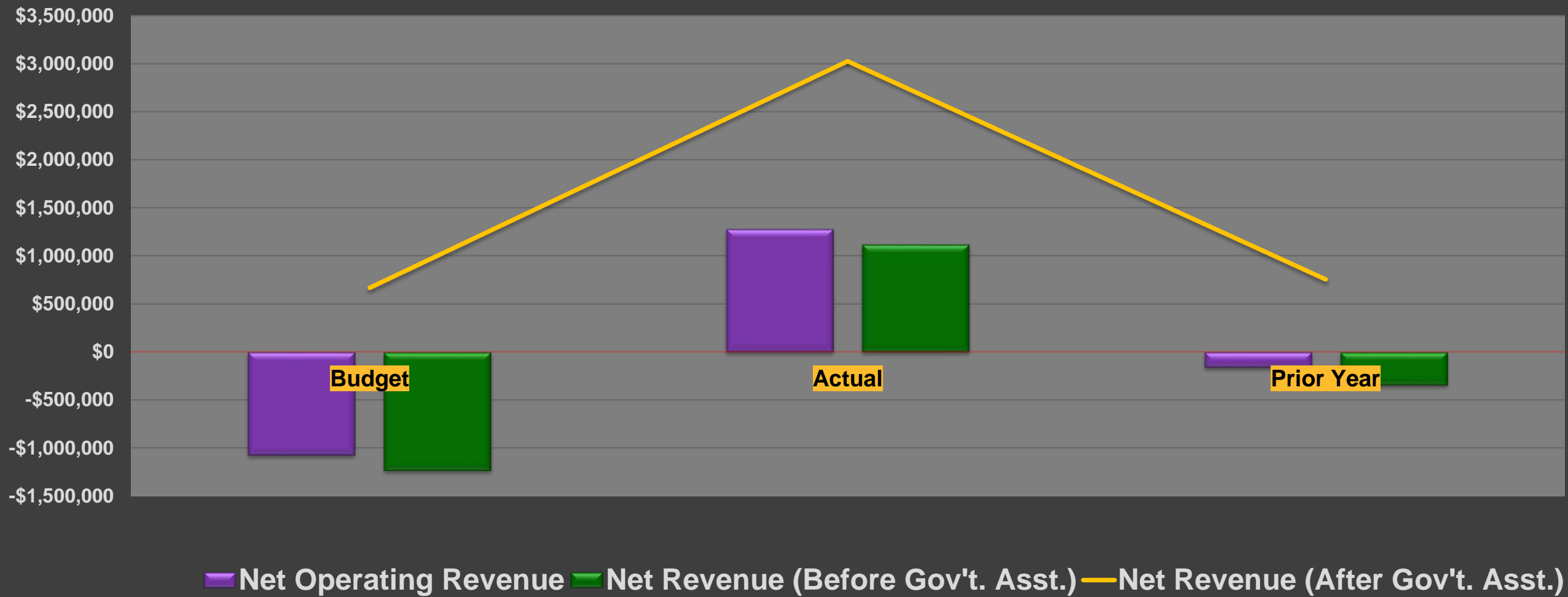
SUMMARY OF SOURCES						
	Budget	Actuals	\$ Change	% Change	YTD Budget	YTD Actuals
Sales Tax	9,191,554	9,717,548	525,994	5.72%	45,957,770	47,573,605
Government Assistance	1,896,333	1,449,165	(447,168)	-23.58%	9,481,665	6,923,486
Sales Tax and Government Assistance	11,087,887	11,166,713	78,826	0.71%	55,439,435	54,497,090
Passenger Fares	977,576	706,114	(271,462)	-27.77%	4,887,880	4,515,827
Other Operating Revenues	194,132	161,179	(32,953)	-16.97%	970,660	883,434
Subtotal Transit Operations	1,171,708	867,293	(304,415)	-25.98%	5,858,540	5,399,261
Total Operating Revenues	12,259,595	12,034,006	(225,589)	-1.84%	61,297,975	59,896,352
Federal Capital Funding	3,176,193	4,575,413	1,399,220	44.05%	15,880,965	9,541,721
Investment Income	6,310	66,139	59,829	100.00%	31,550	264,554
Subtotal Capital and Bond Resources	3,182,503	4,641,551	1,459,048	45.85%	15,912,515	9,806,275
Total Revenue	15,442,098	16,675,558	1,233,460	7.99%	77,210,490	69,702,627
Operating Reserve	0	(2,514,552)	(2,514,552)	-100.00%	0	(11,907,121)
Total Sources	15,442,098	14,161,006	(1,281,092)	-8.30%	77,210,490	57,795,505



Operating Revenues (Budget, Actual & Prior Year)

RTA’s two largest revenue sources are General Use Sales Tax (\$7.7M) and Hotel/Motel Sales Tax (\$1.5M). The two combined make up 86.5% or \$9.2M of total revenue. Overall, total operating revenues for the month of May are \$10.6M.





Net Revenues (Before and After Government Assistance)

Net Revenue (Before Government Assistance) is \$1.1M for the month of May. After applying the month's \$1.4M in Government Operating Assistance, Net Revenue is \$3M for the month of May.

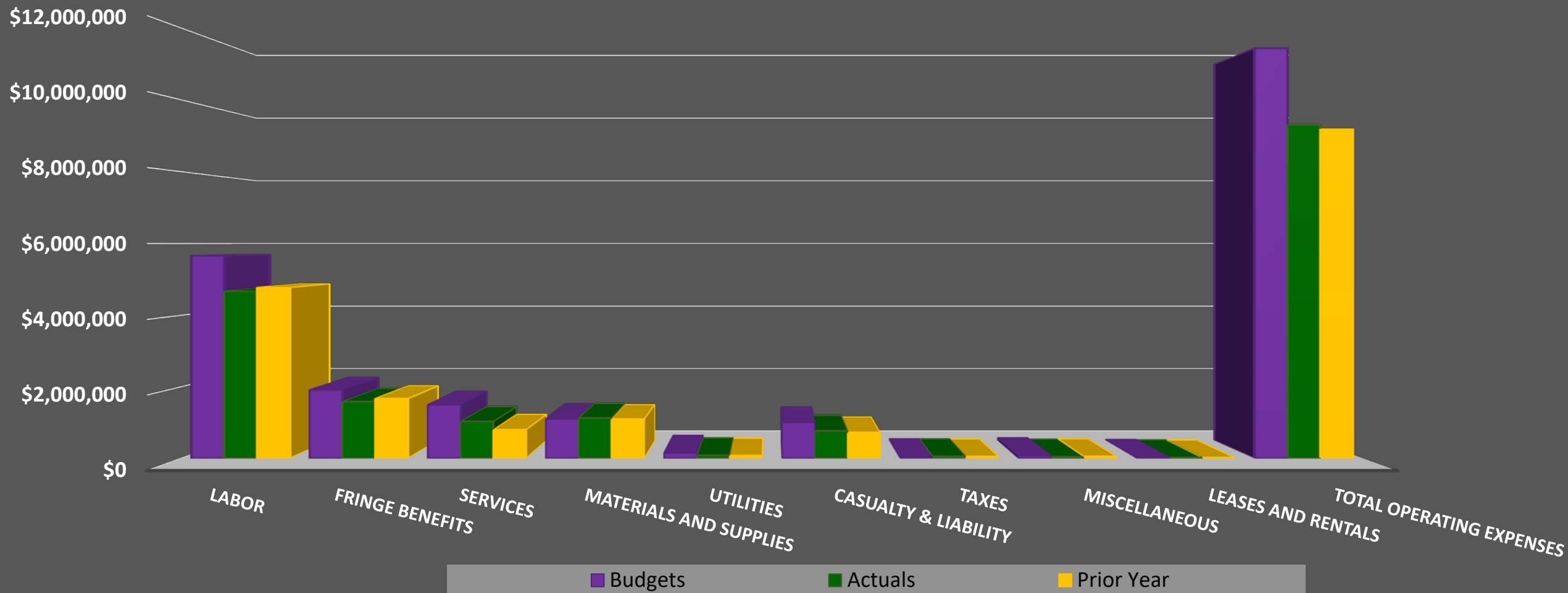




May 2024 Summary of Uses

Summary of Uses						
	Budget	Actuals	\$ Change	% Change		
Transit Operations	11,435,212	9,306,864	2,128,348	18.61%	57,176,060	45,174,701
TMSEL Legacy Costs	158,501	164,754	(6,253)	-3.95%	792,505	1,294,569
Maritime Costs	0	(462,417)	462,417	0.00%	0	(650,361)
Capital Expenditures	3,176,193	4,592,079	(1,415,886)	-44.58%	15,880,965	9,737,696
FEMA Project Worksheet Expenditures	0	0	0	0.00%	0	0
Debt Service	672,192	559,725	112,467	16.73%	3,360,960	2,238,900
Total Expenditures	15,442,098	14,161,006	1,281,092	8.30%	77,210,490	57,795,505
Operating Reserve	0	0	0	0.00%	0	0
Total Uses	15,442,098	14,161,006	1,281,092	8.30%	77,210,490	57,795,505

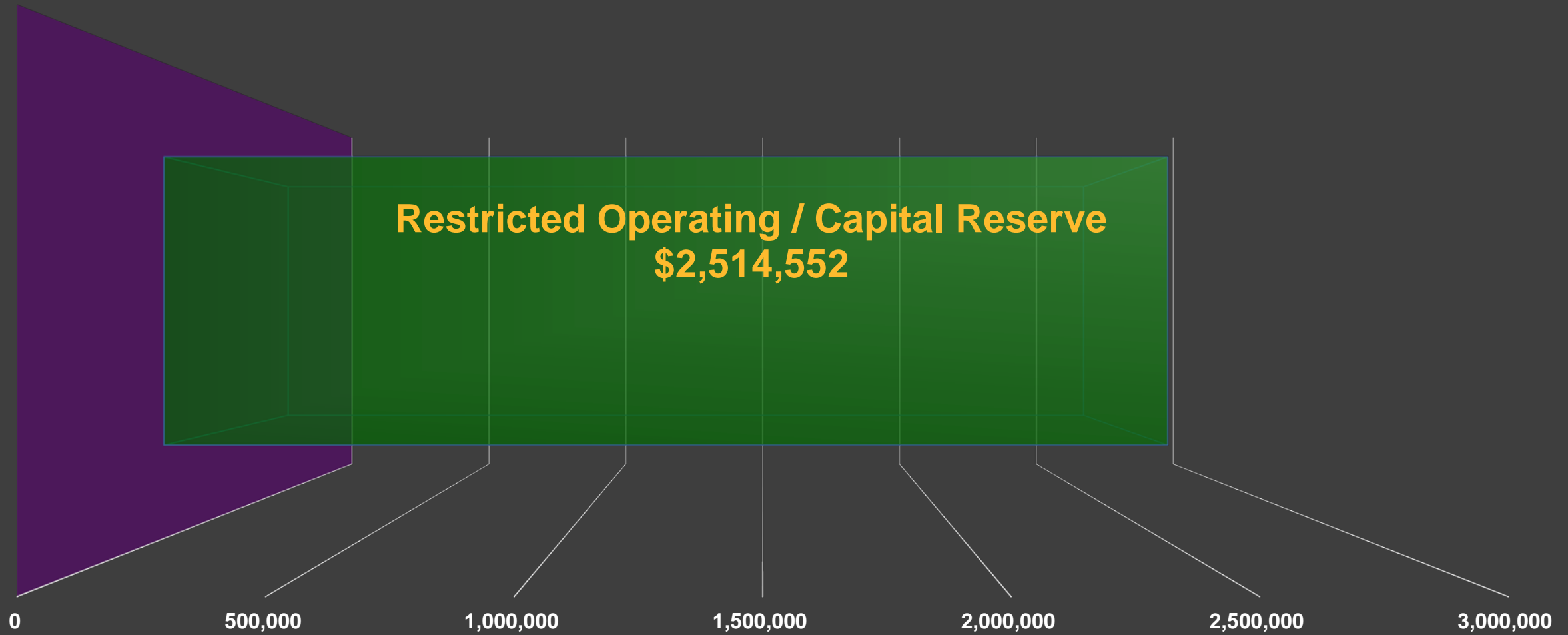
Operating Expenses (Actual - \$9,306,864)



Operating Expenses

Operating Expenses for the month of May are roughly \$9.3M. Labor and Fringe Benefits, the largest expenditure at \$6.2M, comprised 67.1% of this month's actual expenses. In total, Operating Expenses for the month of May show a decrease of 9.3% from \$10.3M in April.





Operating Reserve

The positive variance that resulted from Net Revenue (After Government Assistance of approximately \$1.4M) added \$2.5M to the Restricted Operating/Capital Reserve after the offset of \$560K in Debt Service.





Procurement

Purchase Orders Less than \$100K
(June 1, 2024 – June 30, 2024)

Order	Supplier	Cost Center Code	Cost Center Description	Creation Date	Description	Purchase Order Amount
RTAP_00556	HI PRESSURE CLEANING SYSTEMS	4300	Maintenance	6/3/24	Degreaser	\$1,400.02
RTAP_00557	GRAINGER (2)	4300	Maintenance	6/4/24	Tools & Supplies	\$226.97
RTAP_00558	KENWORTH OF LOUISIANA LLC	4300	Maintenance	6/4/24	Engine repairs	\$4,910.00
RTAP_00560	KNOWN2U LLC	2900	Information Technology	6/4/24	IT renewal subscription	\$49,800.00
RTAP_00561	B2GNOW	2900	Information Technology	6/4/24	IT renewal subscription	\$29,453.00
RTAP_00562	WOLTERS KLUWER FINANCIAL SERVICES	2300	Internal Audit	6/4/24	License Renewal (2)	\$5,489.20
RTAP_00563	SCOTT EQUIPMENT COMPANY LLC	4300	Maintenance	6/5/24	Materials & Supplies	\$1,196.28
RTAP_00564	AMSTED RAIL	0000	Maintenance	6/5/24	Streetcar Inventory	\$2,652.85
RTAP_00565	CITY OF NEW ORLEANS	4100	Operations	6/5/24	CEA federal representation	\$96,000.00
RTAP_00567	KENWORTH OF LOUISIANA LLC	4300	Maintenance	6/5/24	Engine repairs	\$12,279.15
RTAP_00568	GRAINGER (2)	4300	Maintenance	6/5/24	Bus Cleaning Supplies	\$2,190.64
RTAP_00569	SEWART SUPPLY LLC	6100	Marine Operations	6/6/24	Marine repairs	\$38,012.00
RTAP_00570	GRAINGER (2)	2843	Facilities Maintenance	6/6/24	Tools & Supplies	\$2,515.72
RTAP_00571	SHI	2900	Information Technology	6/6/24	Nintex Renewal 2024-2025	\$29,845.00
RTAP_00572	ADT COMMERCIAL LLC	2843	Facilities Maintenance	6/6/24	Willow Street Alarm Panel Replacement	\$11,375.00
RTAP_00574	CONTROL EHS	4600	Safety and Claims	6/6/24	Steering Wheel & Ergonomics Assessment	\$11,300.00
RTAP_00575	4 ACE LOGISTICS LLC	4300	Maintenance	6/6/24	Bottom Pit Sand	\$4,260.00
RTAP_00576	GRAINGER (2)	4300	Maintenance	6/6/24	Industrial Umbrella	\$758.36
RTAP_00577	EDDIE'S ACE HARDWARE	4300	Maintenance	6/6/24	Spray Paint (Deep Forest)	\$359.40
RTAP_00578	VAUGHN'S POWER EQUIPMENT INC	4300	Maintenance	6/6/24	Chainsaw & Blades	\$1,184.98
RTAP_00579	GRAINGER (2)	4300	Maintenance	6/6/24	Sports Drink	\$1,057.80
RTAP_00580	LAMARQUE FORD	4300	Maintenance	6/7/24	vehicle repairs	\$11,328.05
RTAP_00581	KENWORTH OF LOUISIANA LLC	4300	Maintenance	6/7/24	Engine repairs	\$7,536.89
RTAP_00583	Opterra Solutions, Inc.	4300	Maintenance	6/10/24	2024 Quarterly Weed Control	\$13,200.00
RTAP_00584	STAR GLASS INC	4500	Paratransit Services	6/10/24	Tools & Supplies	\$1,776.09
RTAP_00585	TRI-STATE REFRIGERATION	4300	Maintenance	6/10/24	Parts for UNIT 7300 & 7112	\$5,702.52
RTAP_00586	CALAMARI'S TRIM SHOP	4300	Maintenance	6/10/24	Hand Straps & Fare Box Covers	\$8,880.00

Procurement (cont.)

Purchase Orders Less than \$100K
(June 1, 2024 – June 30, 2024)

Order	Supplier	Cost Center Code	Cost Center Description	Creation Date	Description	Purchase Order Amount
RTAP_00587	LAMARQUE FORD	4300	Maintenance	6/10/24	Materials & Parts	\$2,633.06
RTAP_00588	HIGHLY SEASONED CATERING LLC	7700	Human Resources	6/10/24	Servers for Crawfish Boil 6/7/24	\$400.00
RTAP_00589	TRANSCENDENT LEGAL	1100	Board of Commissioners	6/11/24	Investigation of Board Resolution 23-060	\$23,755.00
RTAP_00591	IDEAL LIGHTING	2800	Infrastructure	6/11/24	Materials & Supplies	\$1,464.60
RTAP_00590	GRAINGER (2)	4300	Maintenance	6/11/24	Materials & Supplies	\$2,322.10
RTAP_00592	DIXIE INDUSTRIES INC	0000	Maintenance	6/12/24	Materials & Parts	\$8,188.30
RTAP_00593	LINFIELD, HUNTER, JUNIUS	0000	Planning	6/12/24	Professional services	\$23,760.00
RTAP_00594	BLAIR PLUMBING	2843	Facilities Maintenance	6/13/24	Repair ENO Guard Shack Toilet	\$500.00
RTAP_00595	COLORID LLC	3300	System Security and Emergency Preparedness	6/13/24	ID Ribbon Badge	\$201.18
RTAP_00596	SCHINDLER SPRING COMPANY INC	0000	Maintenance	6/13/24	Tools & Supplies	\$5,988.00
RTAP_00597	KENWORTH OF LOUISIANA LLC	4300	Maintenance	6/14/24	Engine Repairs (272 & 266)	\$19,240.32
RTAP_00598	JOHNSTONE SUPPLY	2843	Facilities Maintenance	6/14/24	AC Parts	\$406.43
RTAP_00599	NU-LITE ELECTRICAL WHOLESALERS	2843	Facilities Maintenance	6/14/24	Materials for Alignment Machine (Mechanic Shops)	\$773.33
RTAP_00600	KENWORTH OF LOUISIANA LLC	4300	Maintenance	6/14/24	Engine Repair 297	\$4,494.16
RTAP_00601	TRI-STATE REFRIGERATION	4300	Maintenance	6/14/24	Condenser Coil Repair (268)	\$3,840.17
RTAP_00602	GRAINGER (2)	4300	Maintenance	6/14/24	Tools & Supplies	\$8,949.00
RTAP_00603	JF PETROLEUM GROUP	2843	Facilities Maintenance	6/14/24	Parts & Supplies for Service Isle at Canal	\$1,373.78
RTAP_00604	DECISIONWISE	7700	Human Resources	6/17/24	IT renewal subscription	\$20,000.00
RTAP_00606	LAMARQUE FORD	4500	Paratransit Services	6/17/24	Parts for 7404 & 7406	\$860.92
RTAP_00607	IDEAL LIGHTING	2843	Facilities Maintenance	6/17/24	Photocell for Riverfront Shelters	\$490.00
RTAP_00605	AMERICAN TRACTION SYSTEMS	4300	Maintenance	6/17/24	Control Module Evaluation	\$2,700.00
RTAP_00609	GRAINGER (2)	0000	Maintenance	6/18/24	Miscellaneous Supplies	\$1,116.68
RTAP_00610	GRAINGER (2)	2843	Facilities Maintenance	6/18/24	Light Tower Materials	\$593.70
RTAP_00611	GRAINGER (2)	2843	Facilities Maintenance	6/20/24	Tire Shop Supplies	\$999.48
RTAP_00613	ULINE INC	4300	Maintenance	6/21/24	60x60 Wove Poly Tarp - Blue	\$461.30
RTAP_00614	TENNANT SALES & SERVICE COMPANY (2)	4300	Maintenance	6/21/24	Floor Scrubber Repair	\$1,991.13



Procurement (cont.)

Purchase Orders Less than \$100K
(June 1, 2024 – June 30, 2024)

Order	Supplier	Cost Center Code	Cost Center Description	Creation Date	Description	Purchase Order Amount
RTAP_00615	STAR GLASS INC	4500	Paratransit Services	6/21/24	Windshield 7109, 7107, 7211	\$1,439.27
RTAP_00616	ACME CRANKSHAFT GRINDING	0000	Maintenance	6/21/24	Streetcar Crankshaft Rods	\$800.00
RTAP_00617	BLUEWATER RUBBER & GASKET COMPANY	0000	Maintenance	6/21/24	Streetcar Inventory Parts	\$495.00
RTAP_00618	NAPA	2843	Facilities Maintenance	6/21/24	Scissor Lift Replacement Batteries	\$1,151.36
RTAP_00619	TRIO COMPRESSED AIR	2843	Facilities Maintenance	6/24/24	Miscellaneous Supplies	\$1,001.06
RTAP_00620	IK NETWORK SOLUTIONS OF LOUISIANA	2900	Information Technology	6/24/24	IT renewal subscription	\$5,400.00
RTAP_00621	G & D MACHINE SHOP INC	4300	Maintenance	6/25/24	Trolley Insert Guide Poles	\$11,631.36
RTAP_00622	Archie Supply LLC	2800	Infrastructure	6/25/24	Lawn & Garden Equipment	\$4,446.51
RTAP_00623	BERGERON CHRYSLER JEEP VOLVO	4300	Maintenance	6/25/24	Repair Parts for Accident UNIT 6634	\$709.25
RTAP_00624	JASPER ENGINES	4500	Paratransit Services	6/25/24	Transmission Repairs UNITS 7202 & 7206	\$8,544.00
RTAP_00625	DIXIE INDUSTRIES INC	4300	Maintenance	6/25/24	Streetcar Inventory Parts	\$5,233.18
RTAP_00626	KENWORTH OF LOUISIANA LLC	4300	Maintenance	6/26/24	Engine Repair #283	\$2,804.71
RTAP_00627	ANTOINE'S BAKERY	7700	Human Resources	6/26/24	Desserts for Quarterly Business Meeting 6/18/24	\$463.00
RTAP_00628	COPELAND'S OF NEW ORLEANS	7700	Human Resources	6/26/24	Food Truck for Quarterly Business Meeting	\$2,970.00
RTAP_00629	QUEEN ON WHEELS	7700	Human Resources	6/26/24	Food Truck for Quarterly Finance Meeting	\$3,000.00
RTAP_00630	TRANE	2843	Facilities Maintenance	6/26/24	Troubleshoot ENO Heat Pumps	\$779.00
RTAP_00631	CREATIVE BUS SALES	4500	Paratransit Services	6/27/24	Various Materials for Units 7509, 7507 & 7504	\$1,792.98
RTAP_00632	GROSS SUPPLY LLC	4300	Maintenance	6/28/24	Degreaser	\$2,299.00
RTAP_00633	FITNESS EXPO (2)	4100	Operations	6/28/24	Fitness equipment	\$93,933.00

Total: **\$641,085.24**



Questions?



Agenda

7. Renewal of Excess Liability and Auto Physical Damage Insurance 2024-2025 Update (24-061)



COVERAGE TYPE	PREMIUMS- EXPIRING COVERAGES CY23-24	PROJECTED PREMIUMS- RENEWAL COVERAGES CY24-25	PROJECTED DOLLAR VARIANCE	PROJECTED INCREASE (%)
Excess Liability [“AL/GL”]	\$2,684,160.00	\$3,623,616.00	\$939,456.00	35%
Automobile Physical Damage [“APD”]	\$2,202,363.79 TIV \$86,185,141.00	\$2,673,184.91 TIV \$95,131,813.00	\$470,821.12	21%
Cyber Liability	Not Applicable New Coverage	\$15,638.11	\$0	\$0
TOTAL	\$4,886,523.79	\$6,312,439.02	\$1,425,915.23	29%



Questions?



Agenda

8. DBE Report



Contract Awards June 2024

\$7,575,287 in contracts were awarded

- \$1,711,270 was awarded to DBE firms.
- Of the DBE contracts \$1,711,270 was awarded to DBE/SBE Prime Contractors.

Total DBE participation (commitment) is 23%.



1,711,270 (23%)

7,575,287 (100%)



Current DBE Projects

Project	Contract Amount	DBE Goal	DBE Goal	% Goal Achieved	Tentative Completion Date
Disaster Recovery Grants Management and Administration	\$137,888	\$67,565	49%	39%	12/2024
Transit Ferry Services	\$8,442,843	\$842,442	10%	10%	1/2025
OSHA Program Development and Training	\$203,800	\$203,800	100%	54%	12/2024
Universal Accessibility Study	\$260,000	\$88,192	33.92%	0%	02/2025



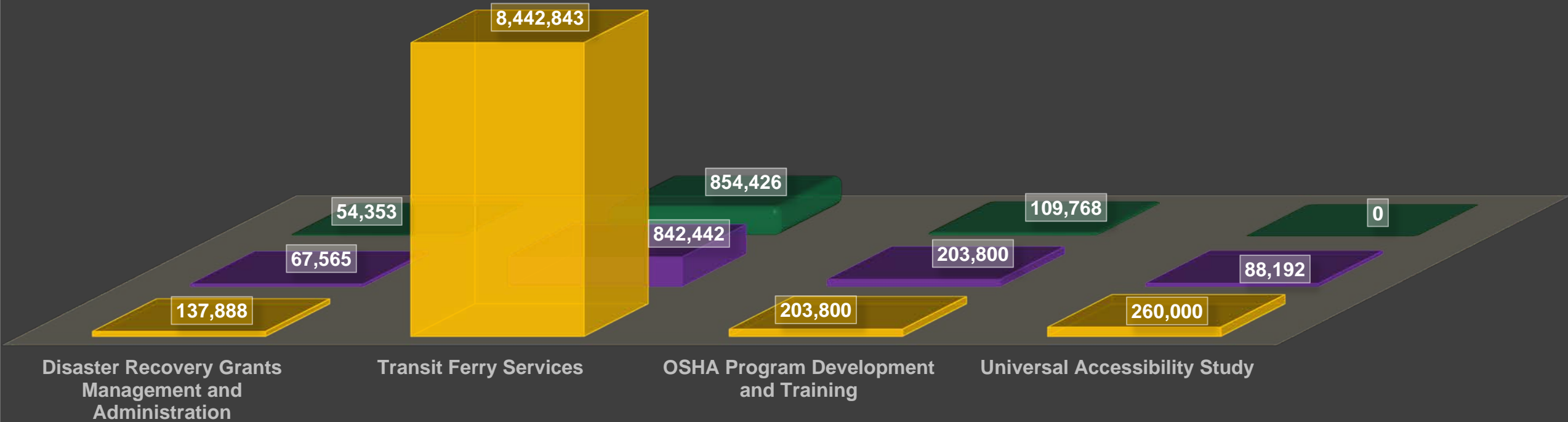
Current DBE Projects

Project	Contract Amount	DBE Goal	DBE Goal	% Goal Achieved	Tentative Completion Date
On Call Technical Safety Support	\$391,850	\$391,850	100%	75%	10/2024
Napoleon Facility Renovation & Upgrade	\$5,920,838	\$1,460,536	30.8%	40%	9/2024
Rampart Streetcar Line: Emergency Repair Project	\$1,380,167	\$141,204	13.83%	13.2%	5/2024
Human Resources Consultant	\$187,920	\$187,920	100%	72%	09/2024

Contract Amount

DBE Goal

DBE Goal Achieved




Current DBE Projects

Contract Amount

DBE Goal

DBE Goal Achieved



Current DBE Projects



Current SBE Projects

Project	Contract Amount	SBE Goal	SBE Goal	% Goal Achieved	Tentative Completion Date
DBE Consulting Services	\$196,682	\$196,682	100%	96%	6/2024
Bus Rapid Transit Feasibility Study	\$599,949	\$599,949	100%	98%	3/2024
On Call A&E Services for Design of Interim Downtown Transit Hub	\$94,000	\$94,000	100%	87%	12/2024
Facility Maintenance & Construction Support Services	\$1,362,506	\$1,362,506	100%	60%	12/2023
Algiers Ferry Barges Replacement	\$1,365,265	\$1,365,265	100%	0%	12/2025



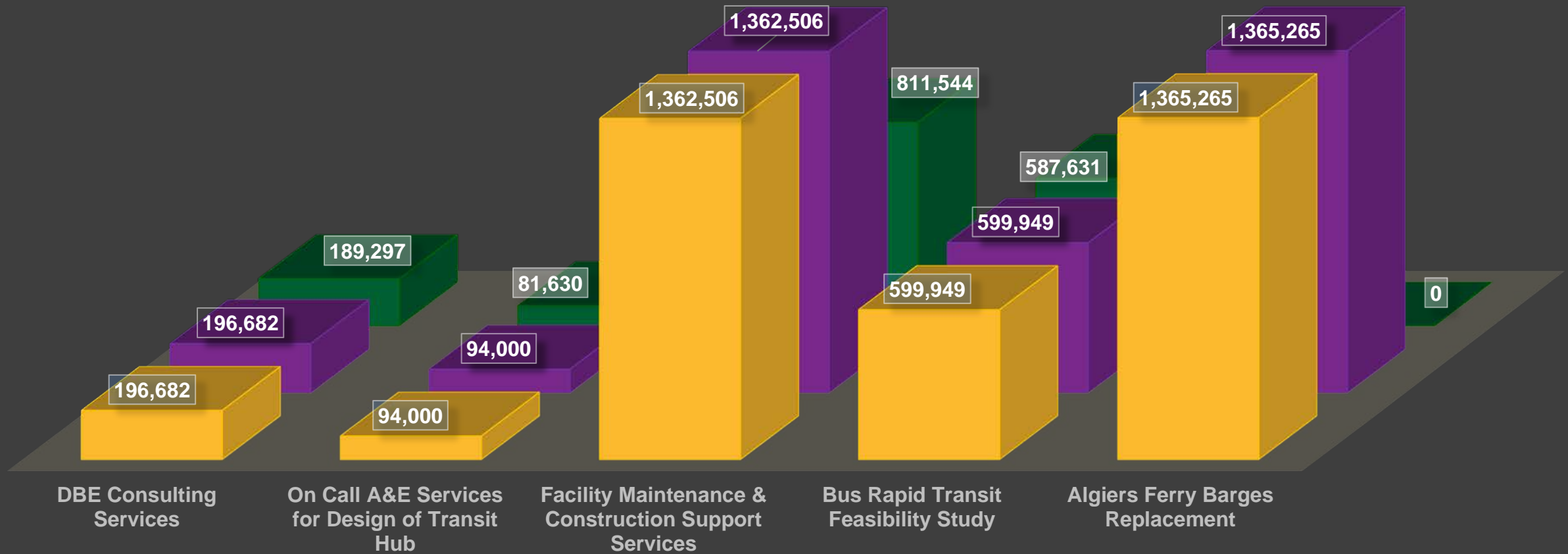
Current SBE Projects

Project	Contract Amount	SBE Goal	SBE Goal	% Goal Achieved	Tentative Completion Date
Temporary Janitorial Services	\$1,528,000	\$1,528,000	100%	99%	6/2024
Advertising Campaigns & Media Buying Services	\$400,000	\$400,000	100%	75%	2/2028
Non-Advertisement Bus Shelters	\$791,275	\$791,275	100%	77%	9/2024
Transfer Hubs Programming	\$151,320	\$151,320	100%	66%	6/2024
Algiers Ferry Buildings Renovation	\$1,100,000	\$1,100,000	100%	6%	9/2024
Website Services	\$300,000	\$300,000	100%	8%	5/2026

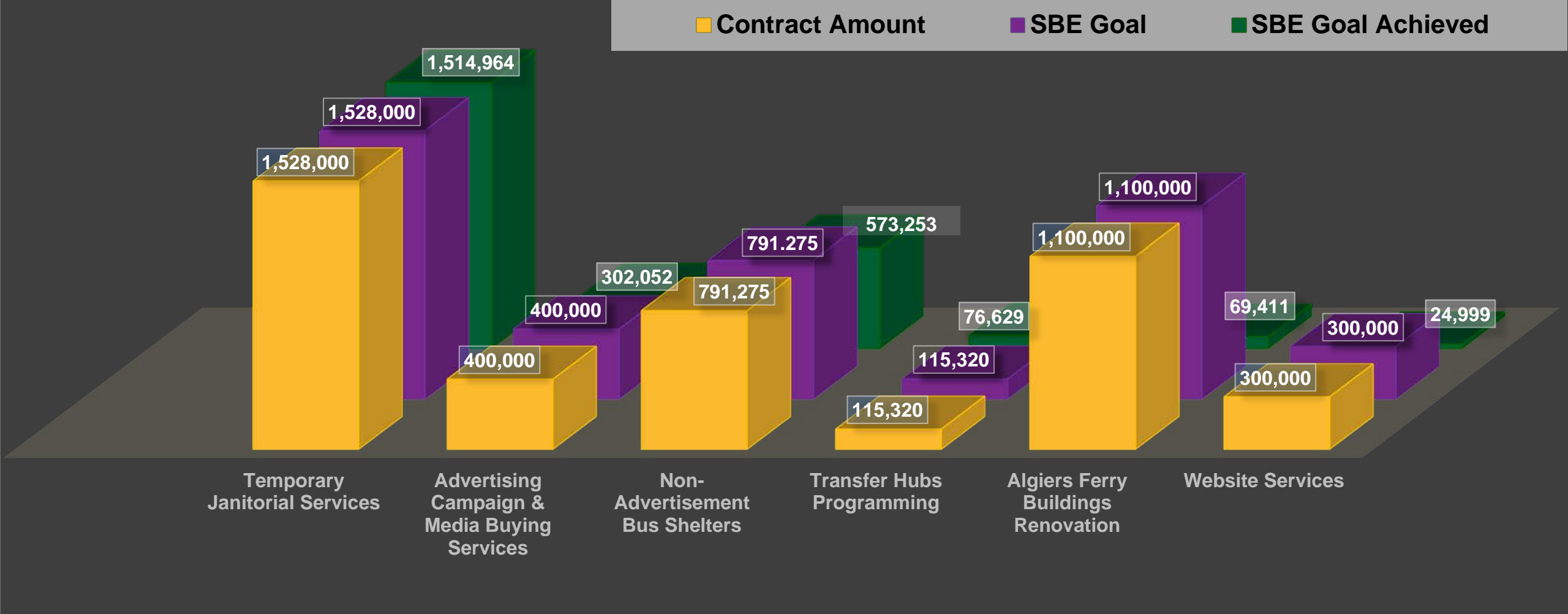
Contract Amount

SBE Goal

SBE Goal Achieved



Current SBE Projects



Current SBE Projects



Upcoming DBE/SBE Projects

DBE/SBE Goal

IFB 2024-015 Interim Downtown Transit Hub – Phase 2
(Bids due 7/16/2024)

100% SBE

RFP 2024-012 Executive Coaching & Consultant Services
(Under Administrative Review)

100% SBE

DBE/SBE Outreach Events



Super Bowl LIX Supplier Diversity Program Member Welcome Event:
More than 200 New Orleans businesses accepted into Super Bowl LIX procurement program

CITY OF NEW ORLEANS

RSVP BELOW



3RD ANNUAL PROCUREMENT FAIR



JUNE 18, 2024: 9:00am - 12:00pm
GALLIER HALL: 545 ST CHARLES AVE, NEW ORLEANS, LA 70130, 3RD FLOOR
"ENTRANCE: LAFAYETTE STREET"

PLEASE JOIN US TO GET INFORMATION ABOUT UPCOMING OPPORTUNITIES WITH THE CITY OF NEW ORLEANS, PARTNER AGENCIES, TECHNICAL ASSISTANCE PROVIDERS, AND TO LEARN MORE ABOUT THE UPDATED EQUITABLE BUSINESS OPPORTUNITIES PROGRAM.

DEPARTMENTS	PARTNERS	TECHNICAL ASSISTANCE
DEPARTMENT OF PUBLIC WORKS CAPITAL PROJECTS PARKS AND PARKWAYS FINANCE ITD NORD PROPERTY MANAGEMENT FLEET MANAGEMENT	SEWERAGE AND WATER BOARD NEW ORLEANS AVIATION BOARD RTA NEW ORLEANS ERNEST MORIAL CONVENTION CENTER PORT OF NEW ORLEANS AND MORE	PROPELLER THRIVE NEW ORLEANS BUSINESS ALLIANCE AND MORE



DBE/SBE Business Development Trainings

Starting Back in August



Finance Committee Meeting



Questions?



Agenda

9. Chief Planning and Capital Project Officer's Report



Open Projects: Construction

2023 Shelter Installation

Contracting:

Engineer: Infinity

Contractor: Pivotal Engineering

Contracting Strategy: D/B/B

Project Costs:

- Design: \$112,000
- Construction: \$1,062,100 (20% contingency)

Status:

- 12 of 19 sites completed
- 1 pad complete
- 5 pads underway
- 1 waiting on State permit

Schedule:

- Construction NTP: September 2023
- Anticipated Substantial Completion: August 2024





Open Projects: Design

Algiers Ferry Buildings Renovation

Rehabilitate and modernize the 40-year-old Algiers Ferry Terminal for modern vessels and access, add Marine administrative offices, develop concessions/public space. Renovate Lower Algiers Maintenance Facility.

Contracting:

Engineer: Batture

Contractor: TBD

Contracting Strategy: D/B/B

Project Budget:

Total: \$9,861,000 (80% grant funded)

Schedule:

- Design NTP: January 2023
- Community design input: February – June 2023
- Construction Start: December 2024
- Substantial Completion: December 2025

Status:

- Developing design based on community and stakeholder input and initial cost estimates





Open Projects: Design

Zero Emission Bus Pilot

Purchase of three (3) electric buses and the charging infrastructure. Engineering is included in the purchase.

Contracting:

Engineer: TBD

Contractor: New Flyer

Contracting Strategy: Named partner

Project Budget:

Total: \$5,705,938 (80% grant funded)

Status:

- Developing contracting materials for pre-award authority named partner
- Finalizing in-route charging site at N.O. East with stakeholders
- [Update contract pricing based on supplier](#)

Schedule:

- NTP for Bus Procurement: [July 2024](#)
- Infrastructure Design 100% complete: December 2024
- Construction NTP: Summer 2025
- Electric Bus Roll Out: Summer 2026





Open Projects: Planning

Transfer Hubs Programming

Develop standard for hub types of varying sizes and requirements; establish design program for 6 transfer hub locations based on operational and rider requirements

Contracting:

Planning: Manning Architects

Project Budget:

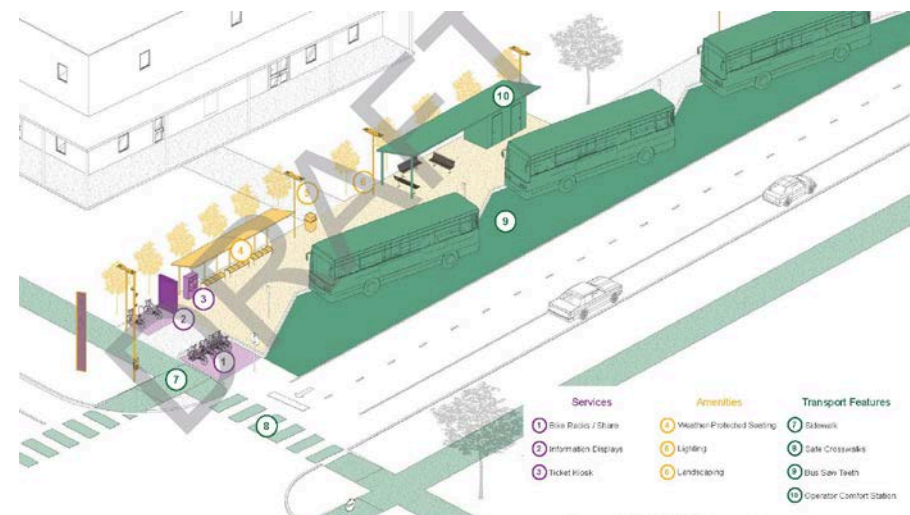
Planning: \$116,000

Schedule:

- Project Launch: September 2023
- Study Completion: [July 2024](#)
- [Release solicitation for design team\(s\): Fall 2024](#)

Status:

- Completed stakeholder review of draft plan
- Finalizing programming plan and documentation





Open Projects: Procurement

Name	Number	Solicitation	Status	Budget
Interim Hubs Phase 2 Construction	2022-FA-04	Hardscape, landscape and lighting improvements to interim downtown and NO. East hubs	Bids due 7/17	\$750,000
Carrollton Double Crossover Replacement	2019-FG-01	Installation of track	For re-bid 3 rd party review underway	\$850,000
Downtown Transit Center	2015-FA-01	100% Design	RFQ release in 08/2024	\$33 million (total project)
BRT East-West Bank Corridor	2021-FG-01	30% Design and environmental	RFQ in review RFQ for 8/2024	TBD TBD
Program Management Services (BRT + CIP)		PM/CM Support	In final review	On-call



Plans/Studies

Plan/Study	Scope	Status	Budget	Funding Source
Universal Accessibility Study	Roadmap for access to all RTA services regardless of ability, implementation plan and evaluation framework	Kickoff this month	\$250,000	Local (Operating)
Lo/No Implementation Planning	Evaluate program delivery options; develop future fleet facility plan	For Award in July	\$180,000	Local (Operating)
Transit Stop Inventory Update & Assessment	Update transit stops inventory and ADA compliance; develop improvement program; monitor progress	RTP re-released; For award in August	\$600,000	Local (Operating)
Fare Modernization Initiative Consultant	Update fare modernization plan; prepare RFP for technology; support implementation	RFP in development	TBD	FTA Grants (80%)



Grants / Funding Request

Grant Program	Funding Request	Status	Federal Amount Awarded	Scope Request
State Capital Outlay FY24-25	\$4,649,299 LA	Submitted	N/A	Matching funds for ferry capital improvement program
All Stations Accessible Program (ASAP)	\$5,600,000 FTA \$1,400,000 RTA	Awarded	Full amount	Design/construction of 41 ADA stations on streetcar routes
FY24 Lo/No Emission + Bus & Bus Facilities	\$31,670,000 FTA \$5,254,000 RTA	Submitted	TBD	25 hybrid 40' buses Repairs + resilience improvements to ENO depot
Transit Oriented Development (TOD) Pilot Program	\$760,000 Fed \$190,000 RTA	Due 7/22	TBD	Develop TOD land-use regulations, station area plans and opportunity sites along BRT



Questions?



Agenda

10. Procurements

A. Authorizations:

Substation Upgrade/Repairs	24-055
Replacement of Track Switch Boxes and Cleanouts	24-057
Zero-Emission Fleet Planning	24-065

B. Amendments:

Change Order Request: Agreement for Ferry Service Operations and Maintenance	24-063
--	--------



Agenda

11. Audience Questions & Comments



Agenda

12. New Business



Agenda

13. Adjournment