





December 17, 2024

**New Orleans
Regional Transit Authority
Monthly Board Report**



The New Orleans Regional Transit Authority (RTA) hereby declares that, in accordance with La. R.S. 42:17.1 (A)(2)(a)-(c), a meeting will be held in person on Tuesday, December 17, 2024, at 10:00 a.m. Please be aware that wearing masks in the boardroom is encouraged.

Written comments on any matter included on the agenda will be accepted in the following ways: 1) Submission of a Speaker Card on meeting day; 2) Electronically by email sent to: rtaboard@rtaforward.org prior to the meeting; or 3) By U.S. Mail send to 2817 Canal Street, Attention: Office of Board Affairs, New Orleans, LA 70119. Live stream access: norta.legistar.com



This meeting is accessible to persons with disabilities. To help assure availability, modifications or accommodations linked to a disability must be requested 72 hours before the meeting or hearing. Please direct requests for public meeting accommodations to the Office of Board Affairs, 2817 Canal Street, New Orleans, LA 70119, or call 504-827-8341 or by email (rtaboard@rtaforward.org).



Agenda

1. Call to Order

2. Roll Call

3. Consideration of Meeting Minutes

[Board of Commissioners Minutes – November 26, 2024]



Agenda

4. Reports

A. RTA Chairman's Report



Agenda

4. Reports

B. Operations & Administration Committee Chairman's Report



Agenda

4. Reports

C. Finance Committee Chairman's Report

4. Reports

D. RTA General Counsel's Report



Agenda

5. Selection of Official Journal

[Official Journal]



Agenda

6. Election of Officers

- A. Chairperson
- B. Vice Chairperson
- C. Committee Chairs



Agenda

7. RTA Chief Executive Officer's Report

EMPLOYEES OF THE YEAR



Myron Hughes
Operations



Emile Fisher
Maintenance - Switch repairman



Tyren Synder
Administrative

2024 SERVICE AWARDS

- 5 Years: 46 employees
- 10 Years: 23 Employees
- 15 Years: 33 employees
- Years: 4 employees
- 30 Years: 7 employees
- 35 Years: 2 employees
- 40 years: 2 employees
- 45 Years: 2 employees

Howard Amos – 50 years



2024 RETIREES

- **Eric Blache:** 44 years - body repairperson.
- **Francis Bowie:** 49 years -Senior ADA Specialist.
- **Leuna Davis:** 22 years a bus operator.
- **Eugenie Fenerty:** 38 years - finance.
- **Gary Howard:** 16 years - streetcar operator.
- **Darlene Leduff:** 27 years- Senior Systems Analyst.
- **Britt Monroe,** 9 years- bus maintenance department
- **Herbert Williams,** 30 years- bus operator



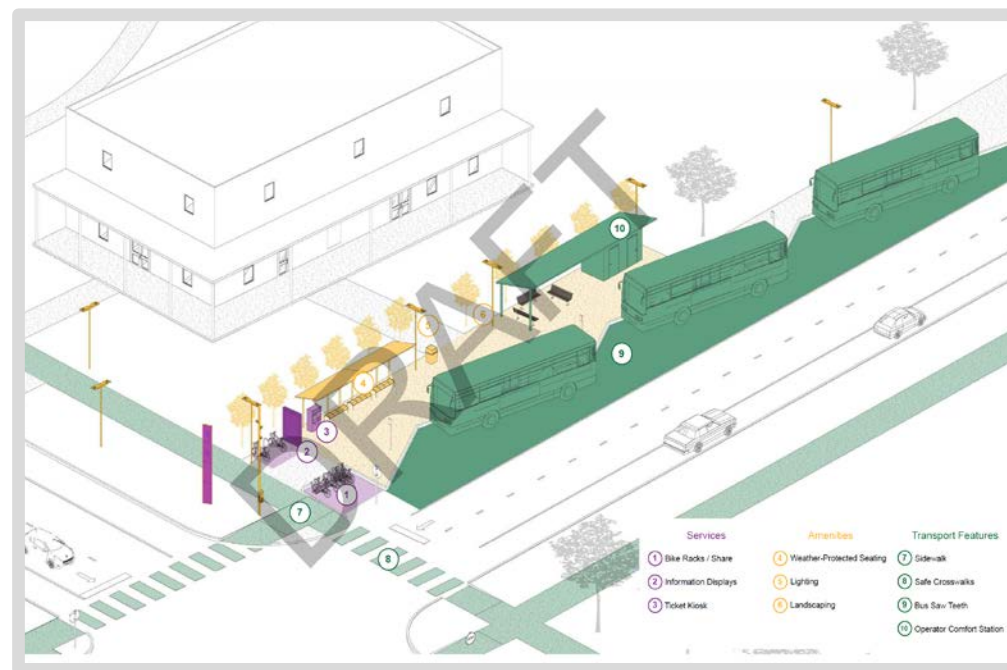
AGENCY UPDATES

- Algiers Ferry Terminal
- Opportunity Youth Pass
- Transit Stop Signage
- Fleet Update
- Agency-Wide Systems and Software Upgrades
- Interim Downtown Transit Hub
- Superbowl



PASSENGER TRANSFER FACILITY

- 2 to 6 passenger transfer facilities
- Costs
- Schedule



ALGIERS FERRY BARGE MODERNIZATION



- Algiers Point and Lower Algiers
- Costs
- Funding
- Schedule

INTERGOVERNMENTAL AFFAIRS UPDATE

Federal Priorities

- Federal transit funding in 2025

State and Local Priorities

- New Advisory Board



Questions?

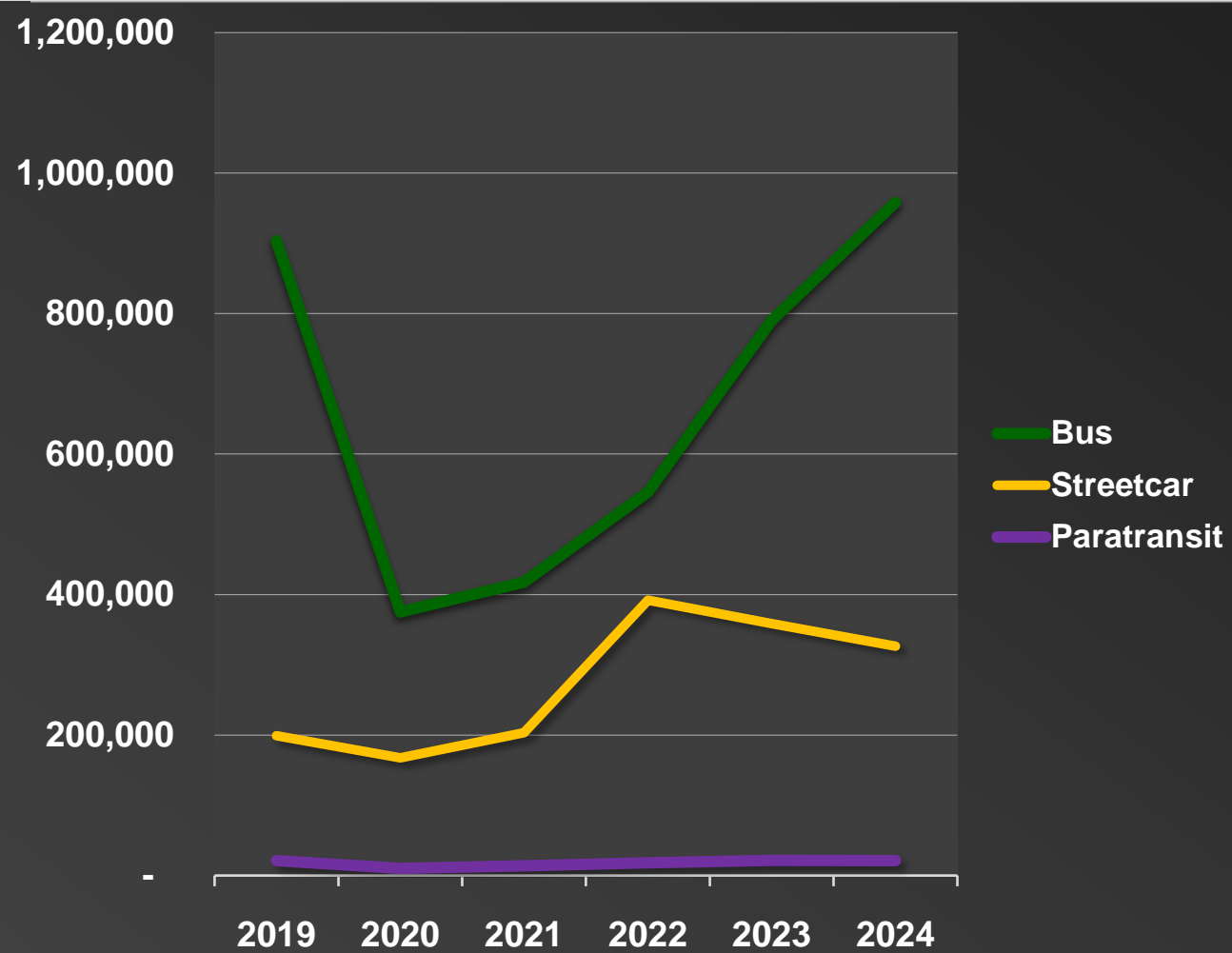
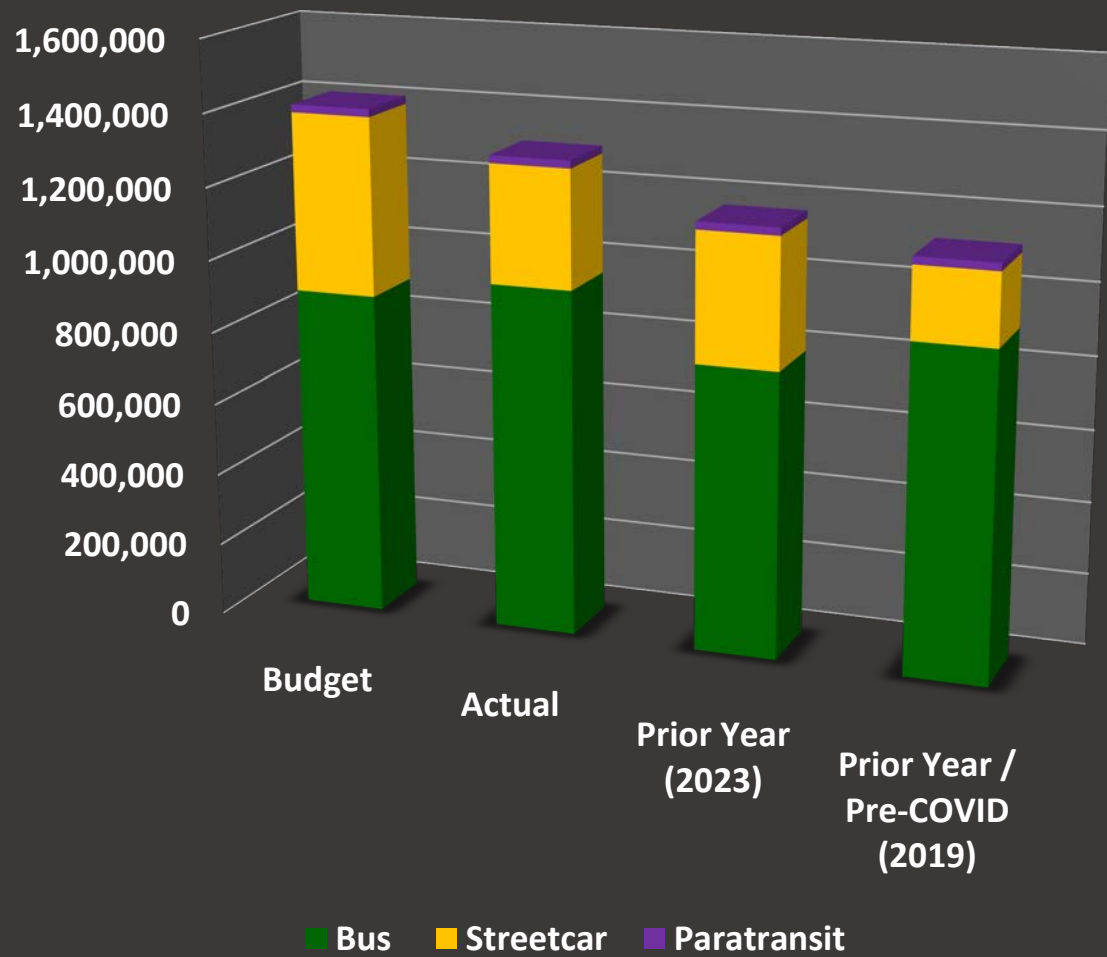


Agenda

8. RTA Chief Financial Officer's Report

[October 2024 Financial Statements]

24-139

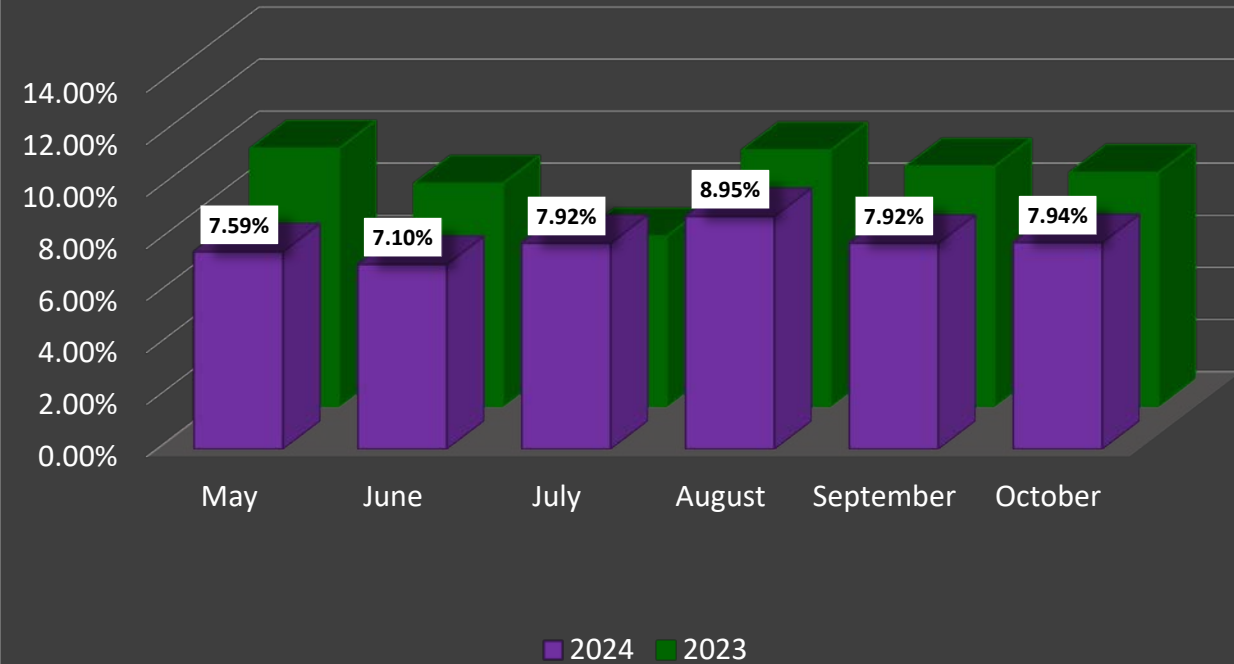


RIDERSHIP

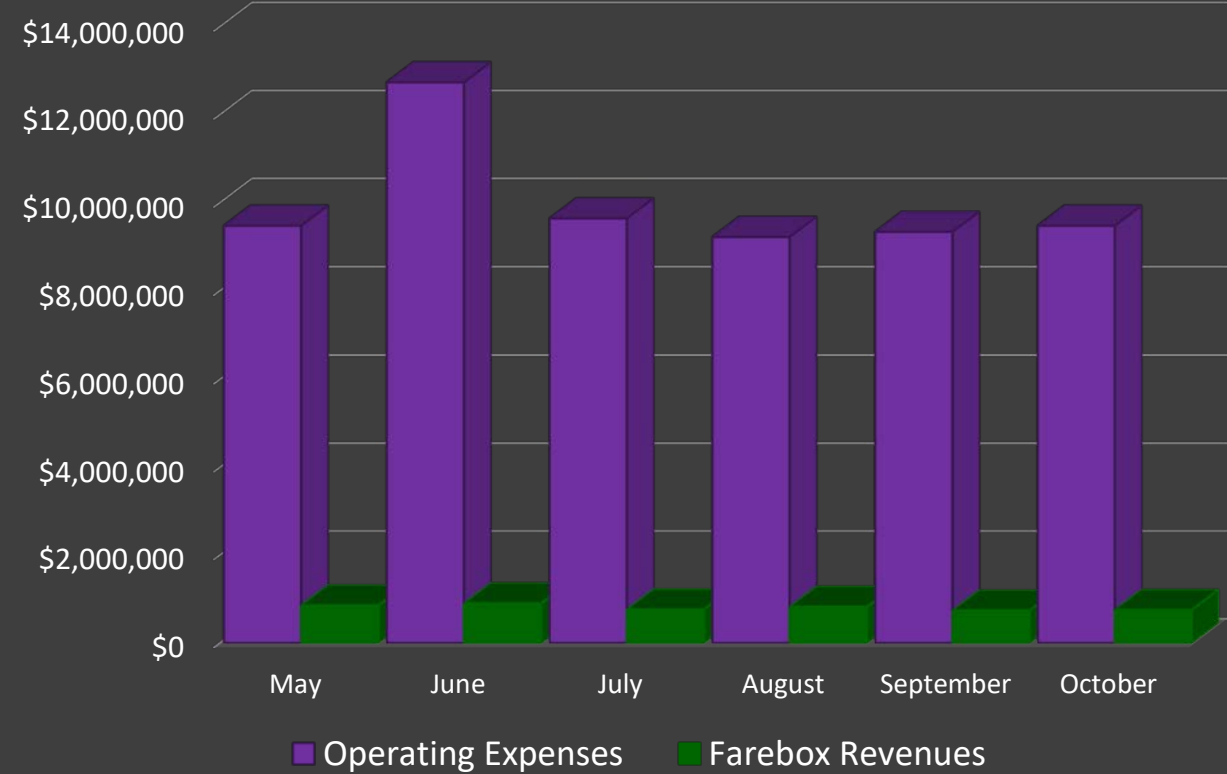
Ridership in October increased by 28.5% when compared to September 2024 actuals. In October, total system ridership (bus, streetcar and paratransit) was 1.3M, compared to 1M for the previous month of September.



FAREBOX RECOVERY RATES 2024 vs 2023



TOTAL OPERATING EXPENSES, FAREBOX REVENUE & FAREBOX RECOVERY

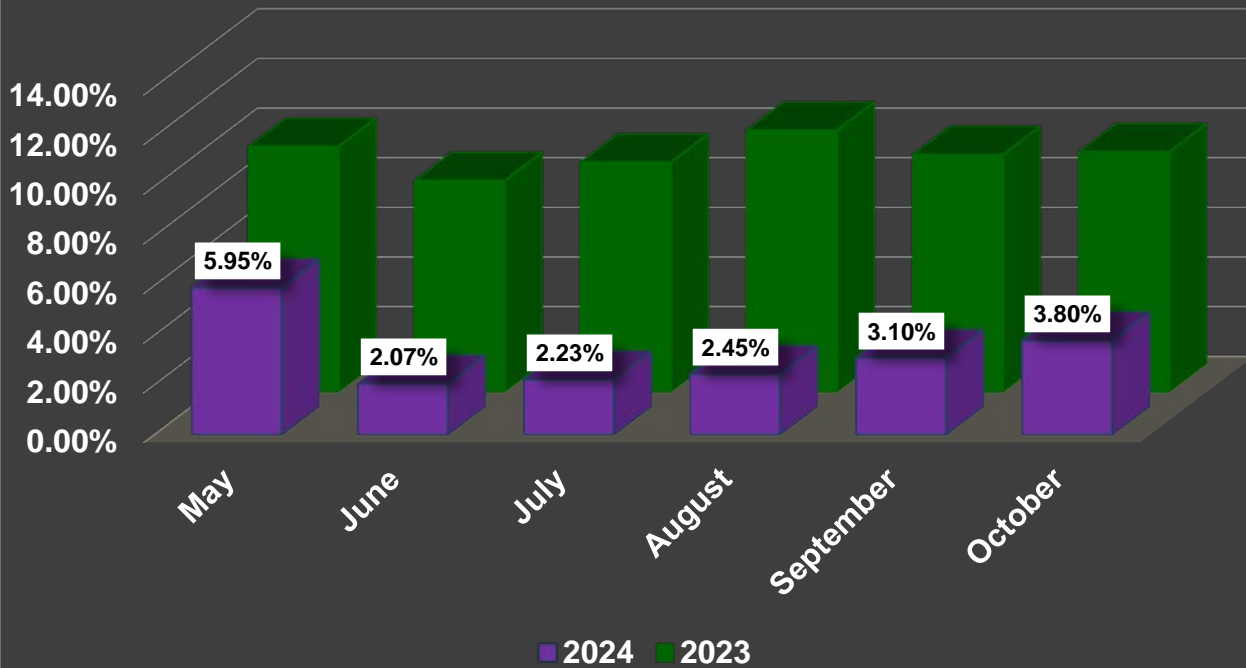


Farebox Recovery Rates 2024 vs. 2023

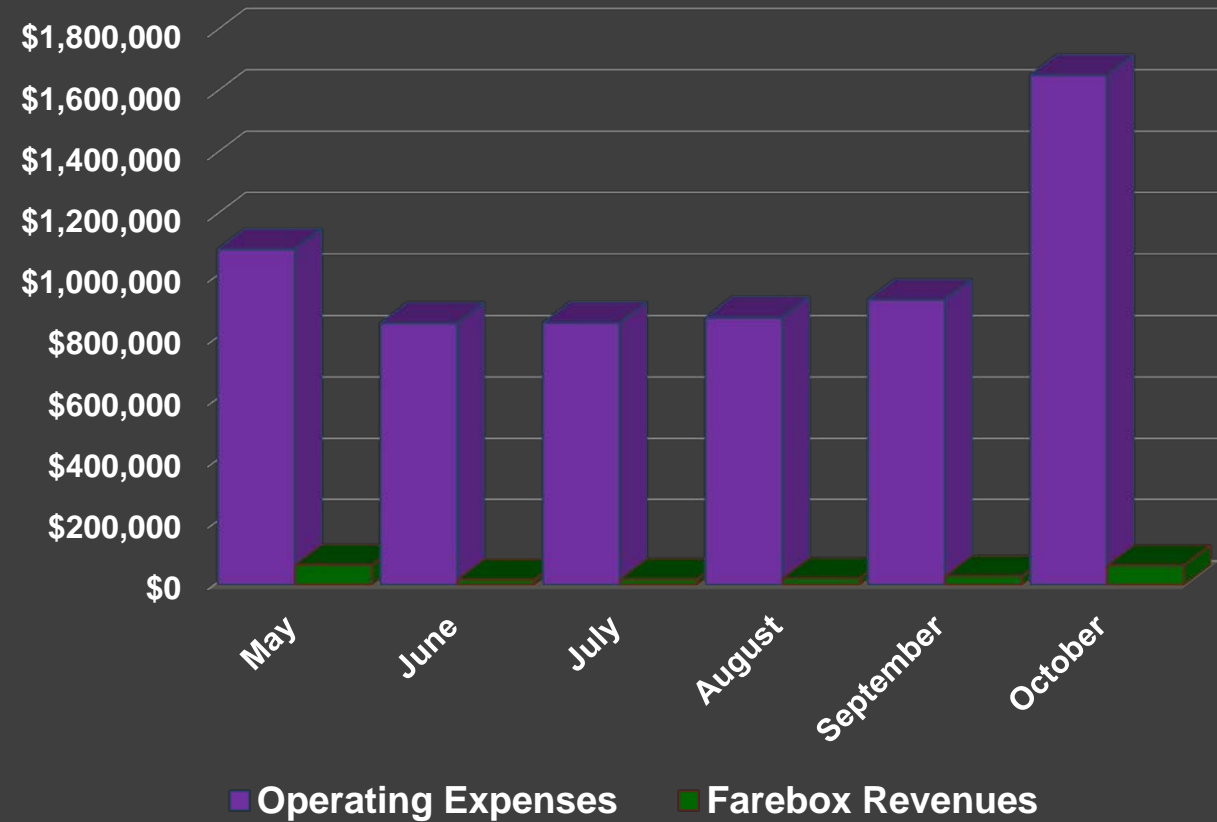
Fare revenue continues to offset a modest percentage of operating expenses as ridership continues to rebound. October's farebox recovery rate remained steady at 7.9%, a minor increase of 0.02%



FAREBOX RECOVERY RATES 2024 vs 2023



TOTAL OPERATING EXPENSES, FAREBOX REVENUE & FAREBOX RECOVERY



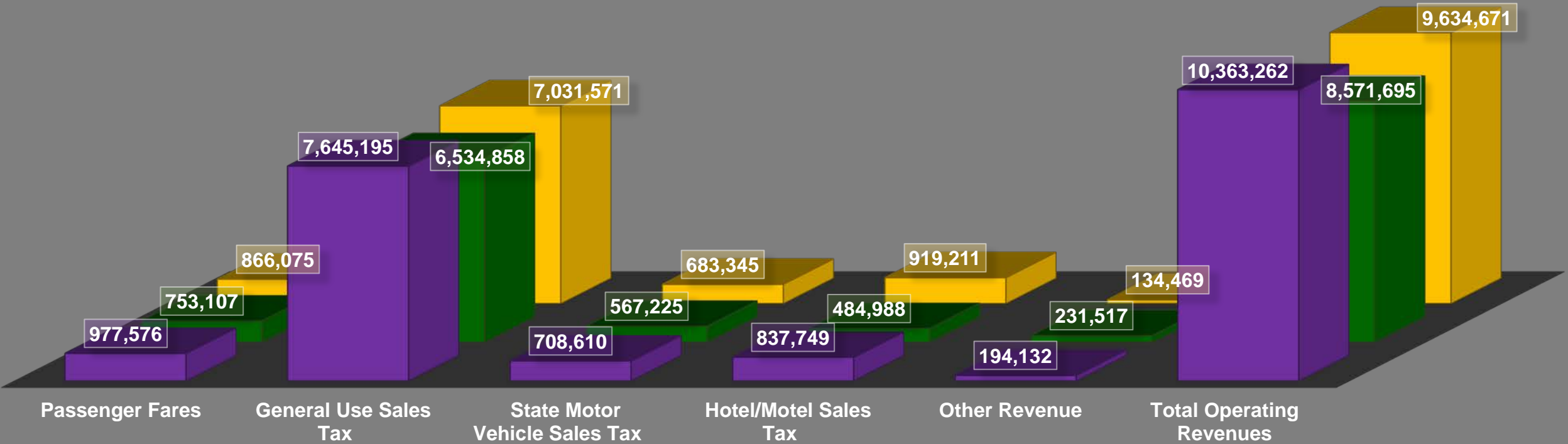
FERRY- Farebox Recovery Rates 2024 vs. 2023

The slight increase in farebox recovery to 3.8% in October from 3.1% in September is the result of an increase in both operating expenses and fare revenues from the prior month. Fare revenues continue to offset a small percentage of operating costs.



October 2024 Summary of Sources

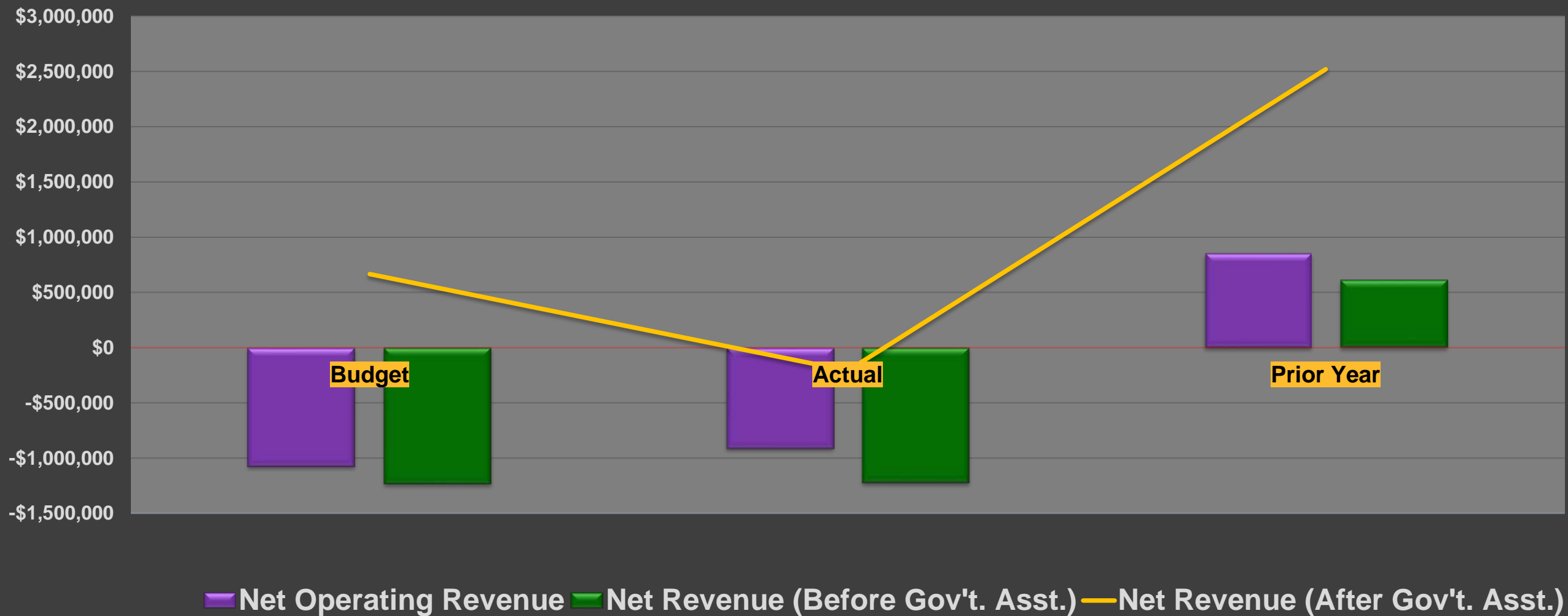
SUMMARY OF SOURCES						
	Budget	Actuals	\$ Change	% Change	YTD Budget	YTD Actuals
Sales Tax	9,191,554	7,587,071	(1,604,483)	-17.46%	91,915,540	86,508,033
Government Assistance	1,896,333	1,457,039	(439,294)	-23.17%	18,963,330	14,355,384
Sales Tax and Government Assistance	11,087,887	9,044,110	(2,043,777)	-18.43%	110,878,870	100,863,417
Passenger Fares	977,576	753,107	(224,469)	-22.96%	9,775,760	8,651,617
Other Operating Revenues	194,132	231,517	37,385	19.26%	1,941,320	2,164,122
Subtotal Transit Operations	1,171,708	984,624	(187,084)	-15.97%	11,717,080	10,815,739
Total Operating Revenues	12,259,595	10,028,734	(2,230,861)	-18.20%	122,595,950	111,679,157
Federal Capital Funding	3,896,967	1,729,717	(2,167,250)	-55.61%	38,969,670	32,517,020
Investment Income	6,310	66,139	59,829	100.00%	63,100	661,386
Subtotal Capital and Bond Resources	3,903,277	1,795,855	(2,107,422)	-53.99%	39,032,770	33,178,406
Total Revenue	16,162,872	11,824,589	(4,338,283)	-26.84%	161,628,720	144,857,562
Operating Reserve	0	809,227	809,227	-100.00%	0	(10,034,190)
Total Sources	16,162,872	12,633,817	(3,529,055)	-21.83%	161,628,720	134,823,373



OPERATING REVENUES (BUDGET, ACTUAL & PRIOR YEAR)

RTA's two largest revenue sources are General Use Sales Tax (\$6.5M) and Passenger Fares (\$753K). The two combined make up 85% or \$7.3M of total revenue. Overall, total operating revenues for the month of October are \$8.6M.





NET REVENUES (BEFORE AND AFTER GOVERNMENT ASSISTANCE)

Net Revenue (Before Government Assistance) is -\$1.2M for the month of October. After applying the month's \$1.5M in Government Operating Assistance, Net Revenue is -\$208K for the month of October.



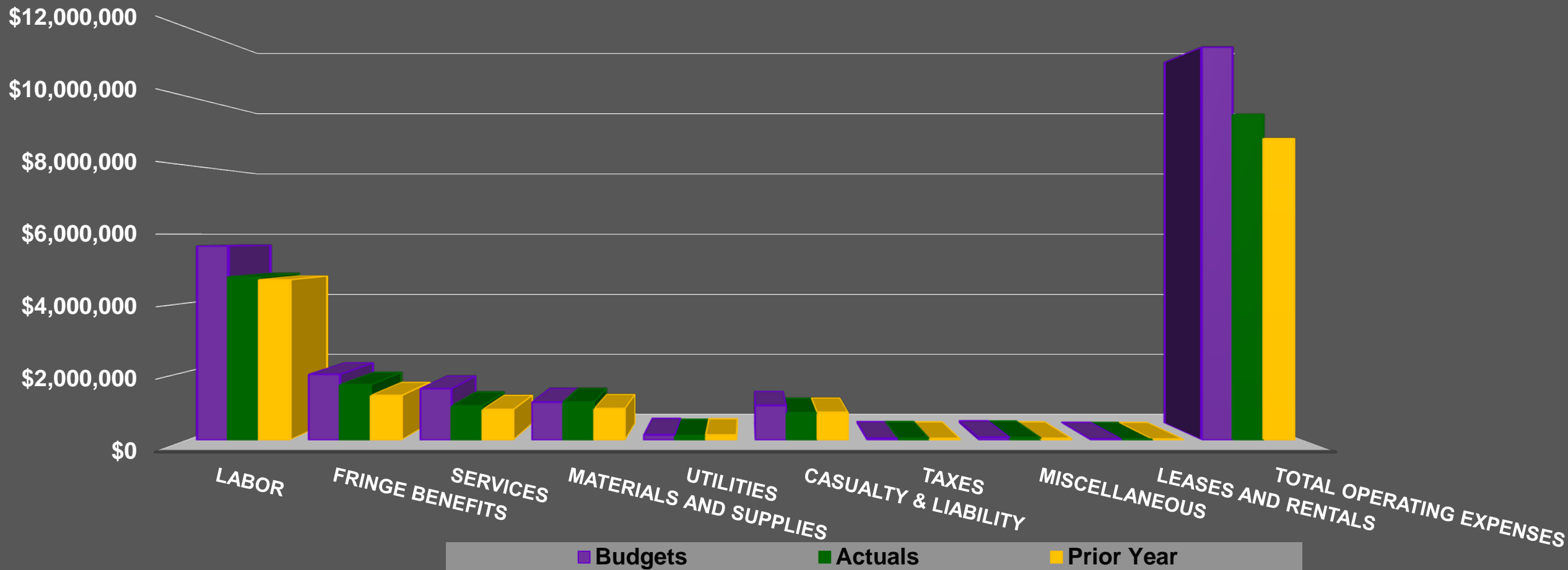


October 2024 Summary of Uses

Summary of Uses

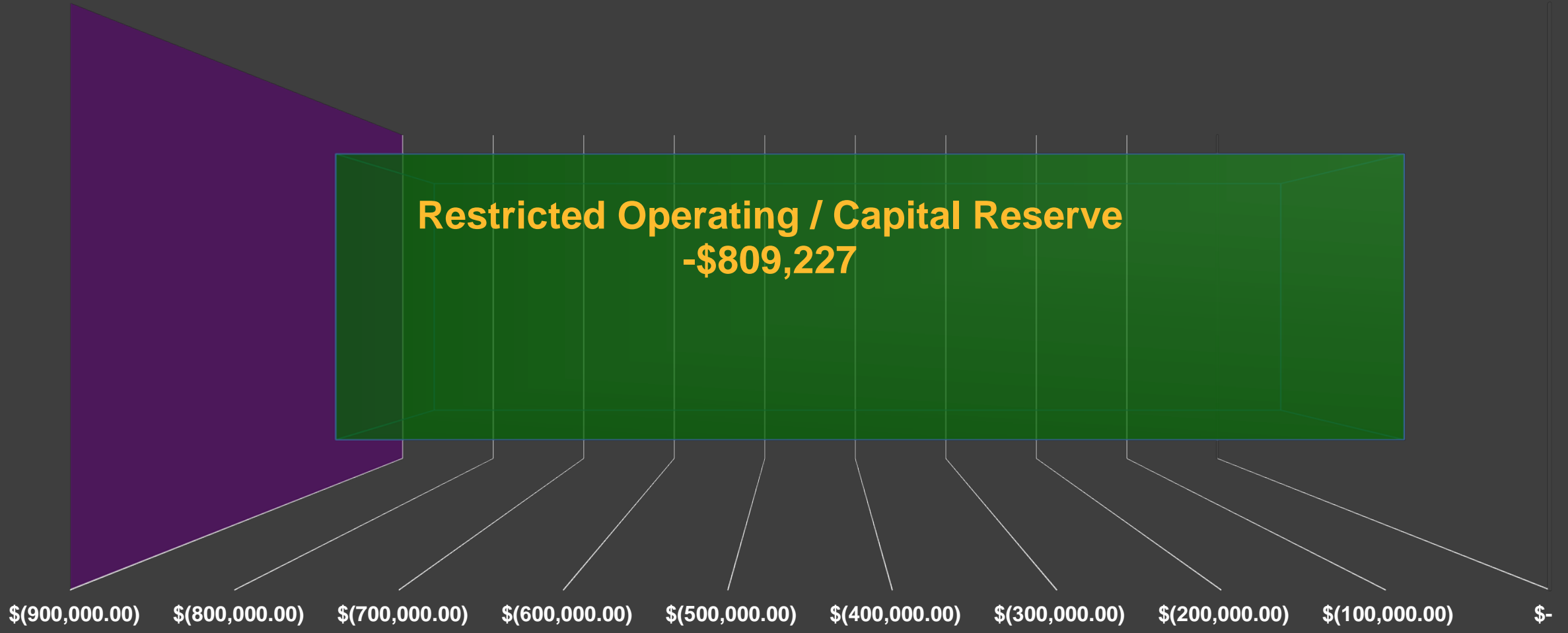
	Budget	Actuals	\$ Change	% Change	YTD Budget	YTD Actuals
Transit Operations	11,435,212	9,480,974	1,954,238	17.09%	114,352,120	95,773,162
TMSEL Legacy Costs	158,501	310,230	(151,729)	-95.73%	1,585,010	2,660,878
Maritime Costs	0	446,005	(446,005)	0.00%	(1,166,670)	(2,444,637)
Capital Expenditures	3,896,967	1,874,764	2,022,203	51.89%	38,969,670	33,275,783
FEMA Project Worksheet Expenditures	0	0	0	0.00%	0	0
Debt Service	672,192	521,843	150,349	22.37%	6,721,920	5,558,186
Total Expenditures	16,162,872	12,633,817	3,529,055	21.83%	160,462,050	134,823,373
Operating Reserve	0	0	0	0.00%	0	0
Total Uses	16,162,872	12,633,817	3,529,055	21.83%	160,462,050	134,823,373

Operating Expenses (Actual - \$9,480,974)



Operating Expenses

Operating Expenses for the month of October are roughly \$9.5M. Labor and Fringe Benefits, the largest expenditure at \$6.4M, comprised 67.2% of this month's actual expenses. In total, Operating Expenses for the month of October show an increase of 1.5% from \$9.3M in September.



OPERATING RESERVE

The negative variance that resulted from Net Revenue (After Government Assistance of approximately \$1.5M) subtracted \$809K from the Restricted Operating/Capital Reserve, after the offset of \$522K in Debt Service.





Questions?



Agenda

9. CY 2024 Operating & Capital Budget Report

RTA CY2025 Operating and Capital Budget

24-130



Regional Transit Authority Goals

CY2024 Goals and Capital Initiatives

Investing in the Customer Experience

- Expand Number of Bus Shelters (On going)
- Design Permanent Downtown Transit Center
- Continue Bus Rapid Transit (BRT) Planning Efforts
- Algiers Ferry Terminal Design
- Replace and Modernize Aging Fleet



Regional Transit Authority Goals

CY2025 Goals and Capital Initiatives

Investing in the Customer Experience

- Replace and Modernize Aging Fleet
- Improvement in Service Reliability
- Investment in Infrastructure and Capital Projects (Permanent Downtown Transit Center and Algiers Ferry Terminal Design)
- Advance transit system through fare technology, process improvements and progressive revenue strategies
- Integrate equity practices in agency (Universal Accessibility Study, DBE/SBE Mentor/Protégé Program)



Operating Expenditures

- ❑ Total Operating Expenses- \$139.8 Million
- ❑ 894 Full Time Equivalents (occupied and vacant) Flat
- ❑ Casualty and Liability insurance include claims reserves
- ❑ TMSEL Retirement costs- \$1.5 Million
- ❑ Maritime deficit of \$4.8M after applying the State Subsidy of \$5.1M and \$3M in City Funding



Government Assistance and Debt Service

- ❑ Government Assistance for Preventative Maintenance \$20.1M, State funding of \$2.3M and ARPA funding of \$5.7M, for a total of \$28.1M, leaving net revenue of \$6.5M before debt service.
- ❑ CY25 Debt Service is \$8 million (principle and interest).
- ❑ RTA will evaluate operational and capital needs prior to spending additional allocated ARPA funding

Revenue Projections- CY2025

Revenue Estimates	CY 2023 Audited Actuals	Approved CY 2024 Budget	CY 2024 Forecast	Proposed CY 2025 Budget
Passenger Fares	11,046,038	11,730,909	11,140,368	11,906,432
Charter Revenue	79,480	110,010	65,000	85,000
General Use Sales Tax	93,895,348	91,742,336	91,687,678	92,118,471
Hotel/Motel Sales Tax	8,833,185	10,052,985	10,000,814	10,203,780
State Motor Vehicle Sales Tax	6,163,954	8,503,325	6,218,652	7,630,875
Advertising Revenue	1,473,331	1,300,000	1,406,956	1,428,060
Other Operating Revenue	1,310,849	919,579	765,647	1,141,221
Total	\$122,802,185	\$124,359,134	\$121,285,115	\$124,513,839


**City of New Orleans Revenue Collections
For the Period Ending June 30, 2024 (As Of July 16, 2024)**

Source	2023	% of Budget	2024	% of Budget
1B-1 - Sales Tax	103,705,418	40%	106,153,380	41%
1B-2 - Motor Vehicle Tax	6,943,176	35%	6,454,692	37%
1B-3 - Hotel and Motel Tax	12,063,994	48%	12,124,658	44%

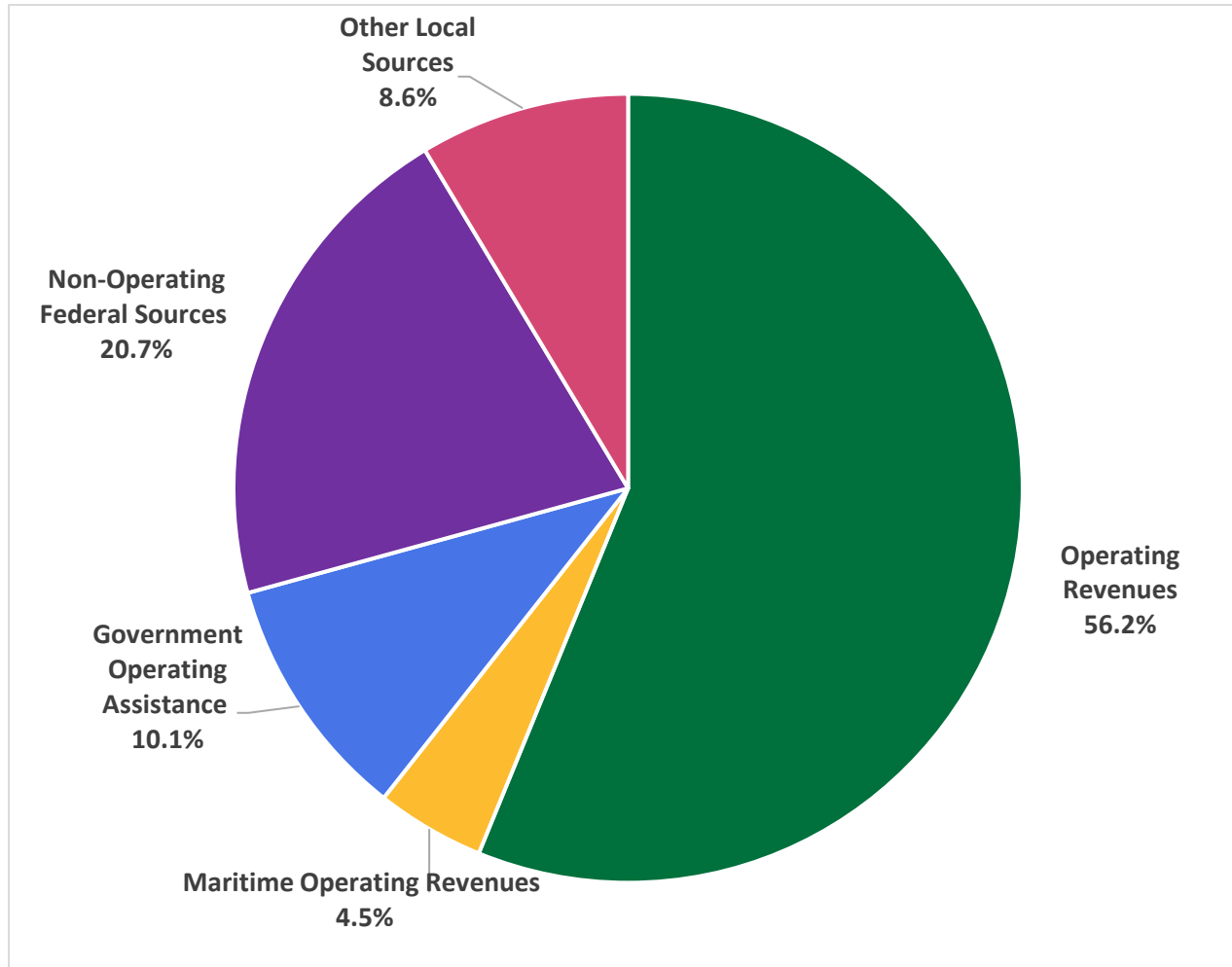
Assumptions: Ridership and Passenger Fares

Ridership by Mode	CY2023 Actuals	CY24 Budget	CY 2024 Forecast	Proposed CY 2025 Budget	Percentage Change from 2024 Actual
Streetcar	3,859,266	4,522,635	3,602,250	3,921,580	8.9%
Bus	8,053,316	9,746,542	9,308,500	9,680,840	4%
Total Fixed Route	11,912,582	14,269,176	12,910,750	13,602,420	5.4%
Paratransit	229,227	228,873	226,275	235,326	4%
Total Ridership	12,159,998	14,498,049	13,137,025	13,837,746	6%

Average Passenger Fare					
Streetcar Average Fare	\$0.99	\$0.65	\$0.93	\$0.93	0%
Bus Average Fare	\$0.92	\$0.43	\$0.75	\$0.75	0%
Total Fixed Route Avg Fare	\$0.94	\$0.50	\$0.80	\$0.80	0%
Paratransit	\$1.50	\$1.48	\$1.46	\$1.46	0%



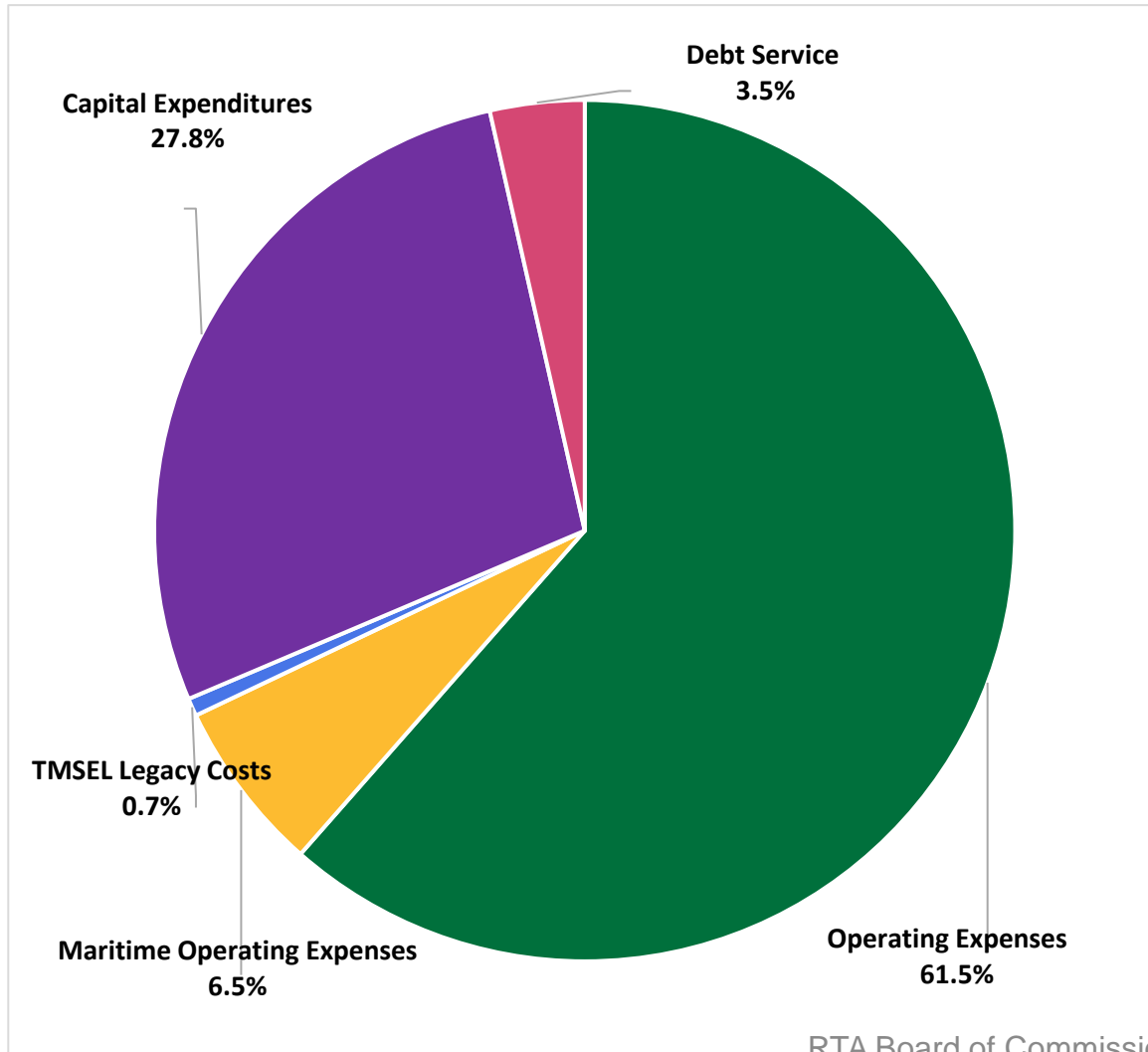
RTA Proposed 2025 Budget Sources



Operating Revenues	\$	124,513,839
Maritime Operating Revenues	\$	9,870,916
Government Operating Assistance	\$	22,366,504
Non-Operating Federal Sources	\$	45,800,334
Other Local Sources	\$	19,083,797
Operating Reserve/ARPA	\$	5,746,226
TOTAL SOURCES	\$	227,381,616



RTA Proposed 2025 Budget Uses



2025 Uses		
Operating Expenses	\$	139,794,627
Maritime Operating Expenses	\$	14,693,891
TMSEL Legacy Costs	\$	1,520,331
Capital Expenditures	\$	63,309,266
Debt Service	\$	8,063,500
TOTAL USES	\$	227,381,616





Capital and Maritime Expenditures

- ❑ Capital Expenditures include projects that are on-going or anticipated to begin in 2025 at a percentage of revenue and expenditure and that align with the estimated project completion for the year.
- ❑ Most projects are partially funded (approx 80%) with Federal and/or State government grants, but there is a local match required - \$17.5 million in CY25 (\$14.5 million in 2024).
- ❑ Maritime Operations and Capital projects are partially funded by State and Federal funding allocated for CY25.

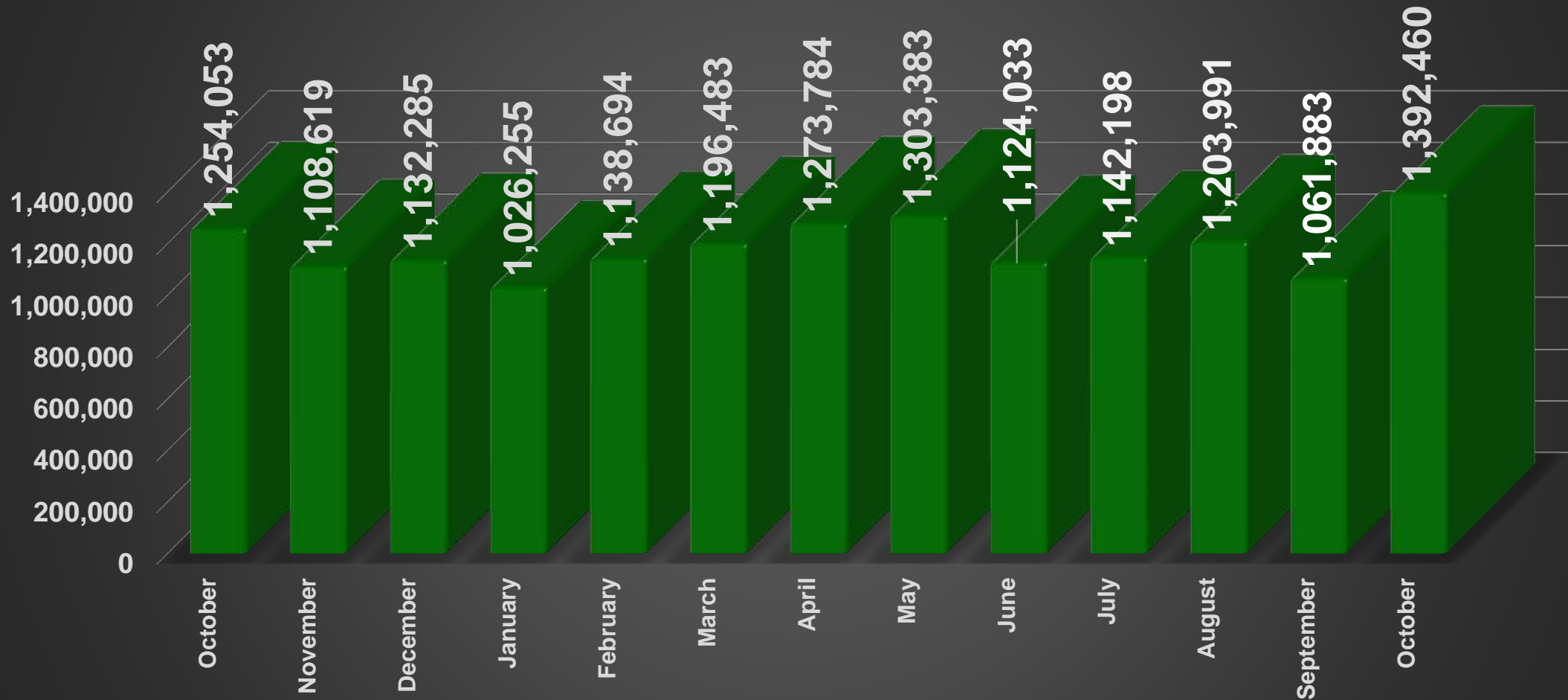


Questions?



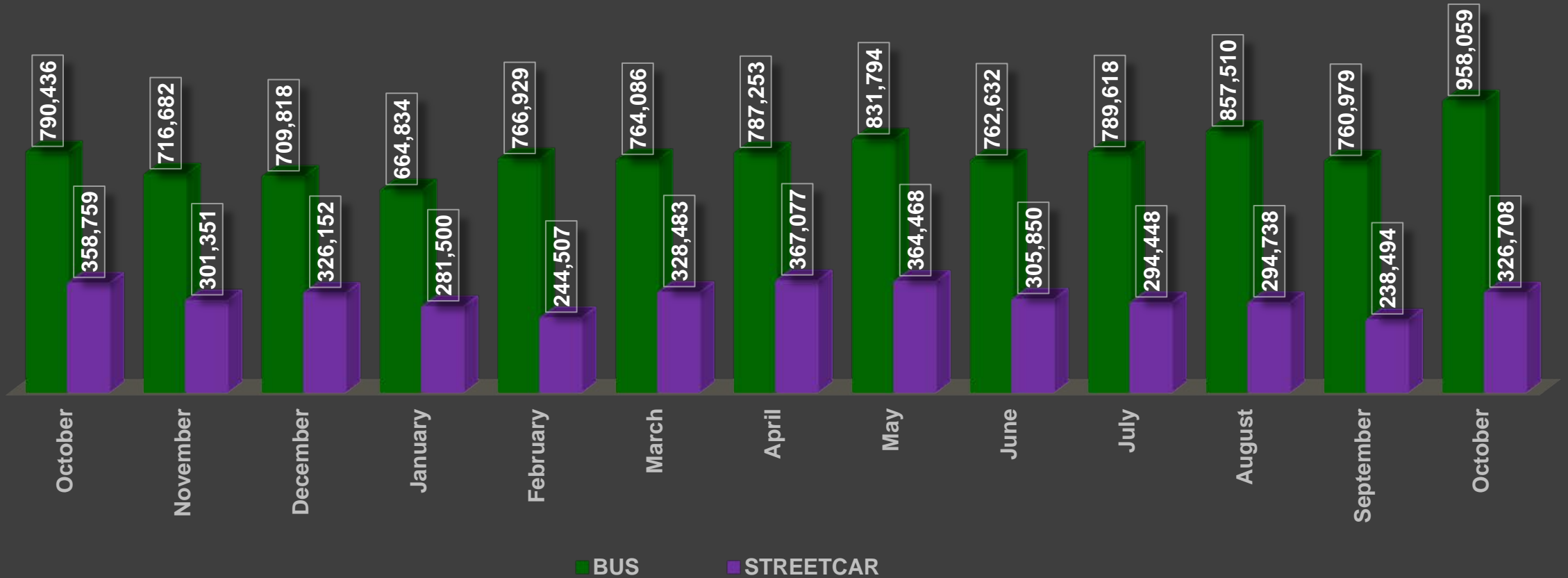
Agenda

10. Operations Update

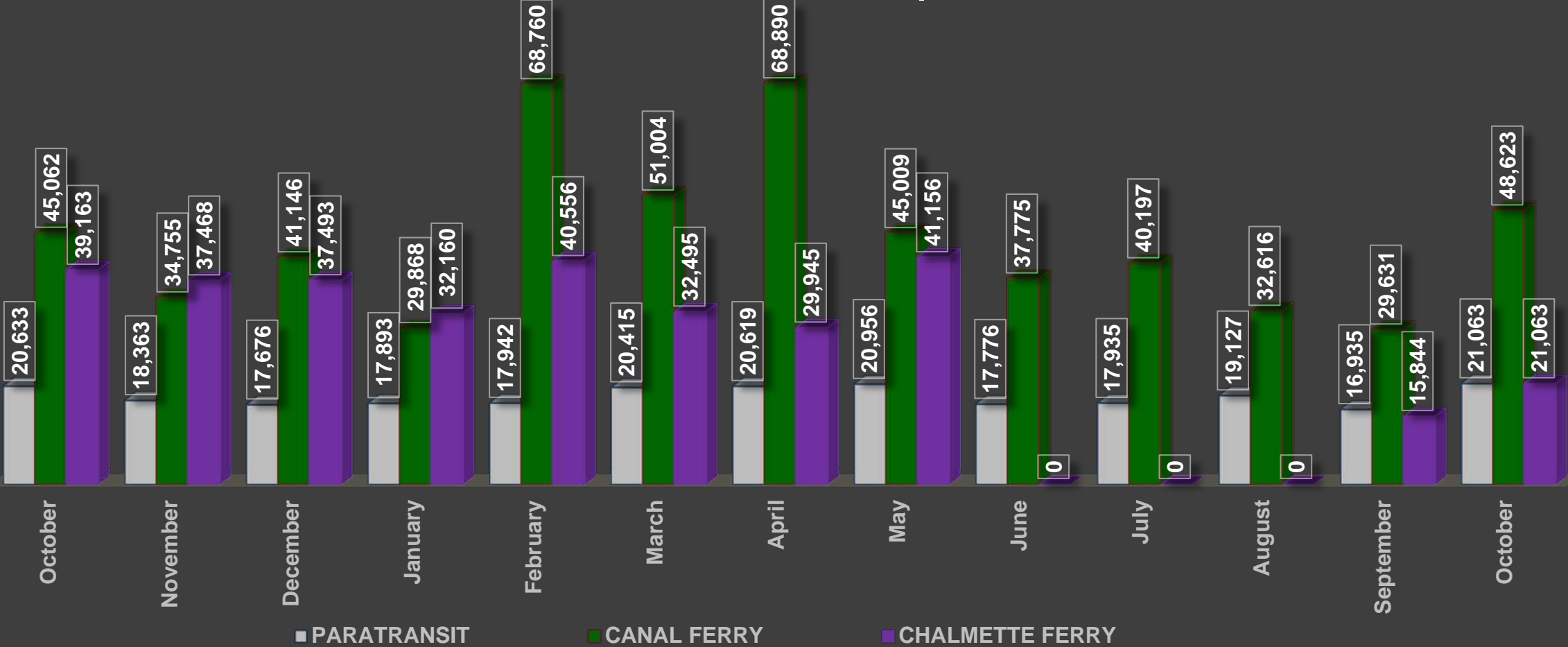


TOTAL RIDERSHIP - BUS, STREETCAR, PARATRANSIT & FERRY

BUS & STREETCAR RIDERSHIP | OCTOBER 2024



PARATRANSIT & FERRY RIDERSHIP | OCTOBER 2024

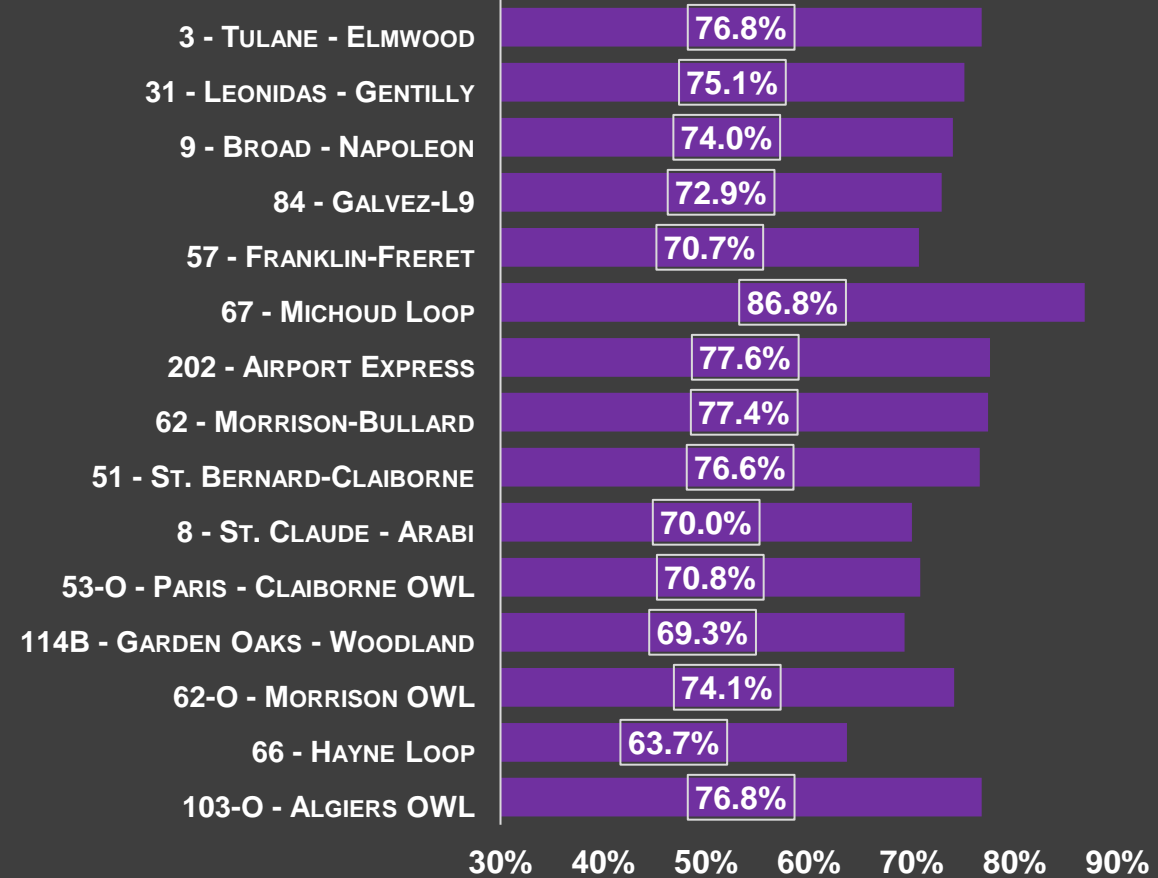
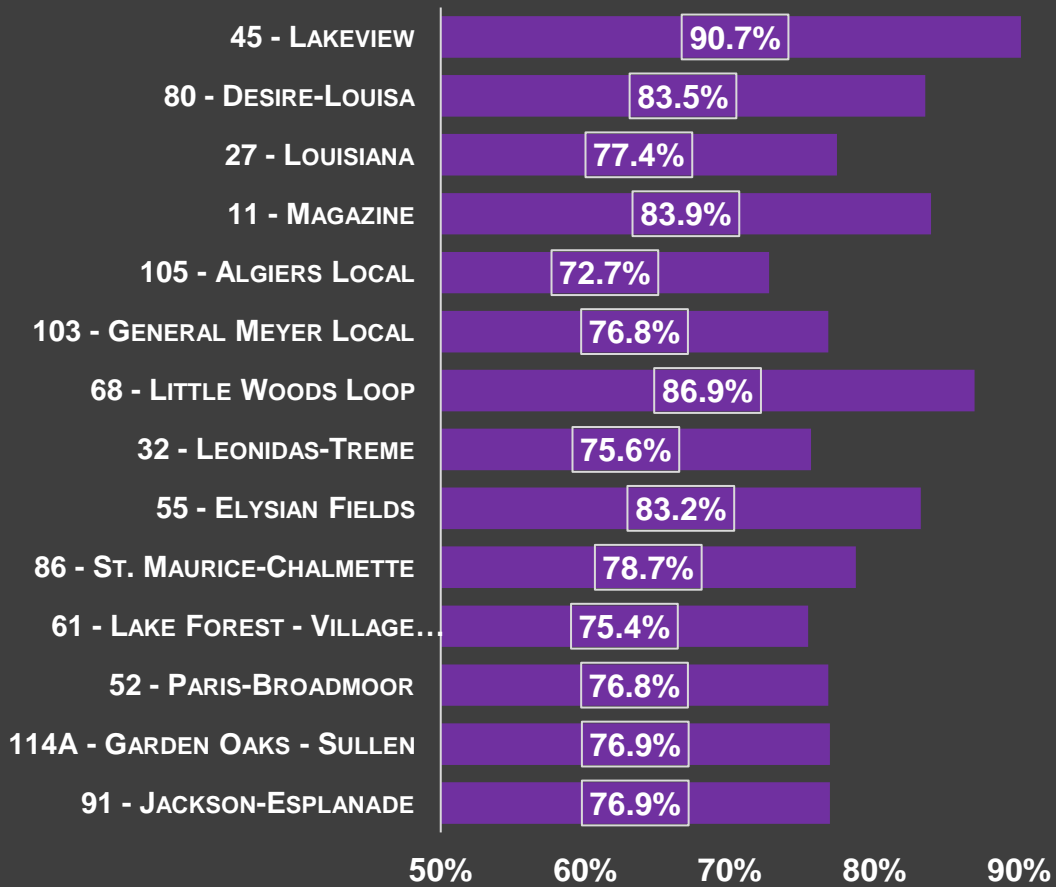


ON-TIME PERFORMANCE | BUS, STREETCAR & PARATRANSIT

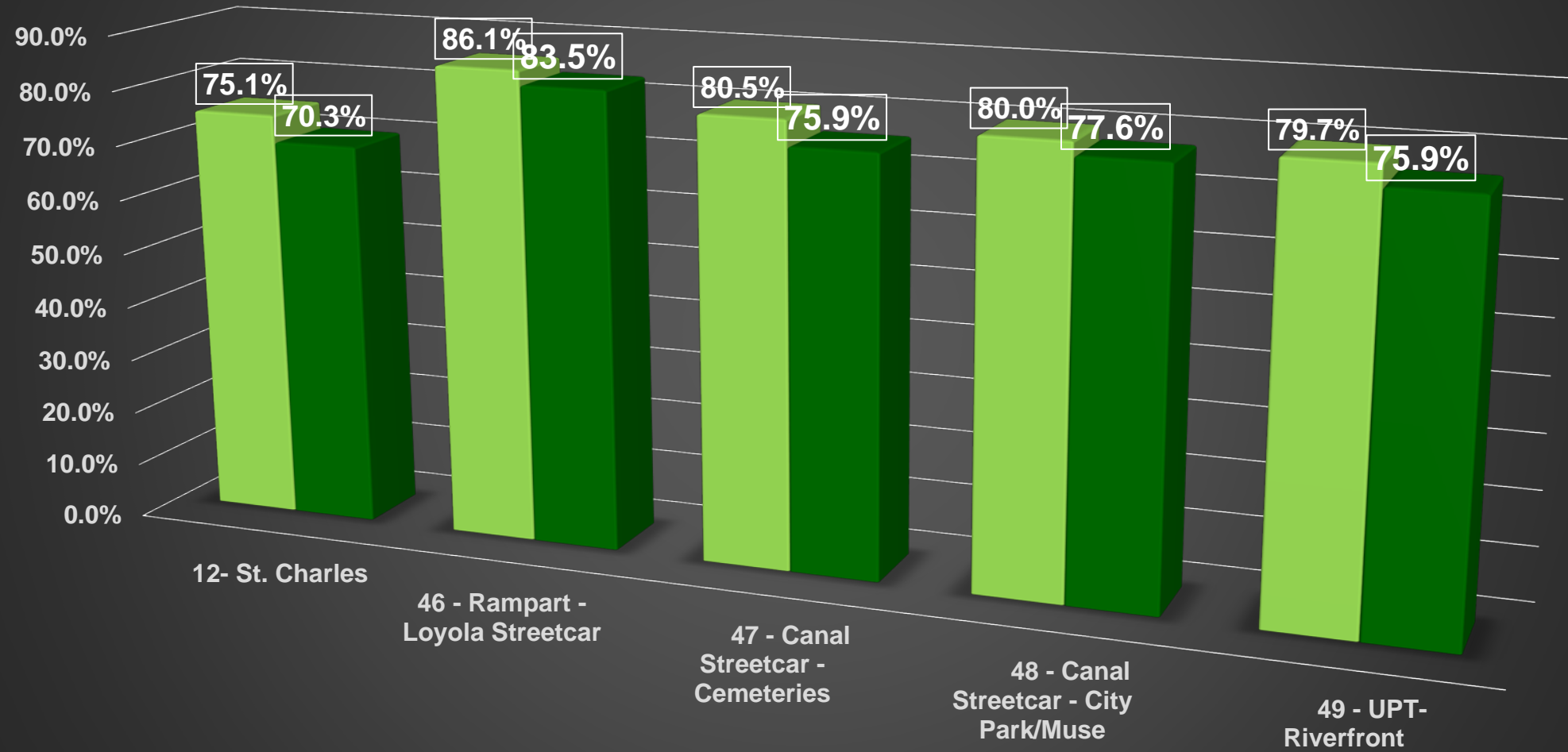


ON-TIME PERFORMANCE BUS, STREETCAR, AND PARATRANSIT

BUS ON-TIME PERFORMANCE BY ROUTE

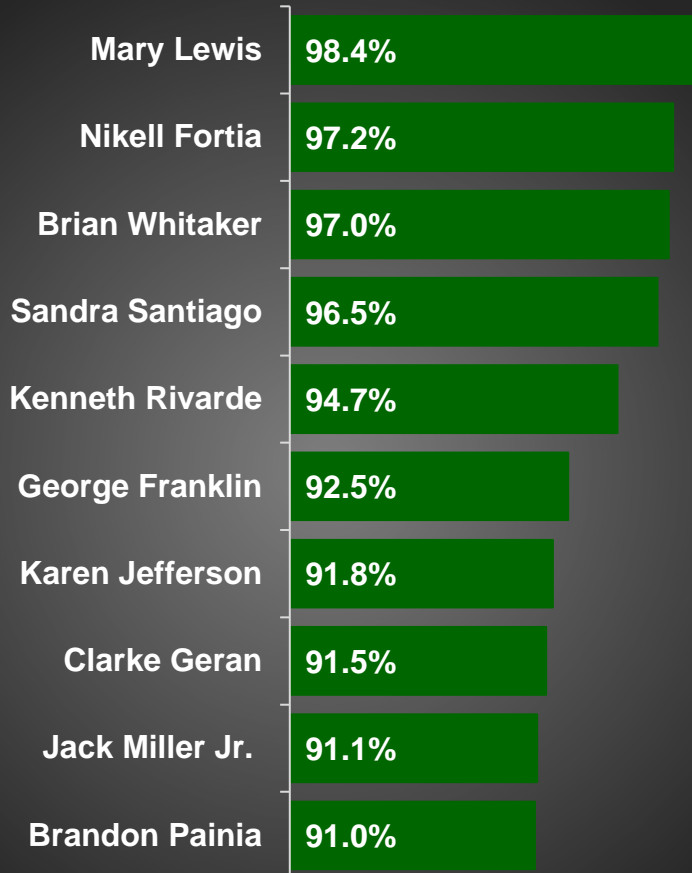


STREETCAR OTP | OCTOBER 2024

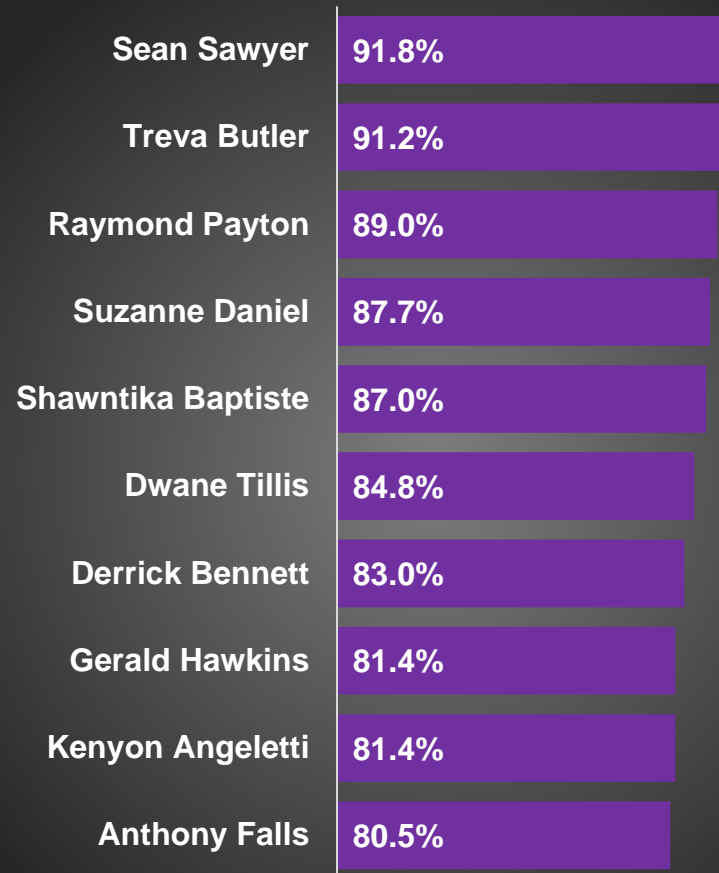


ON-TIME PERFORMANCE STREETCAR

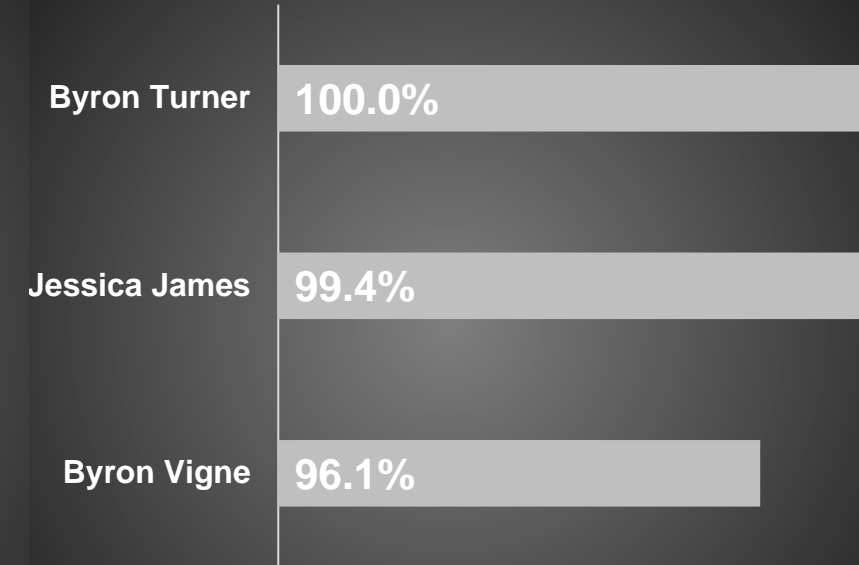
BUS



STREETCAR

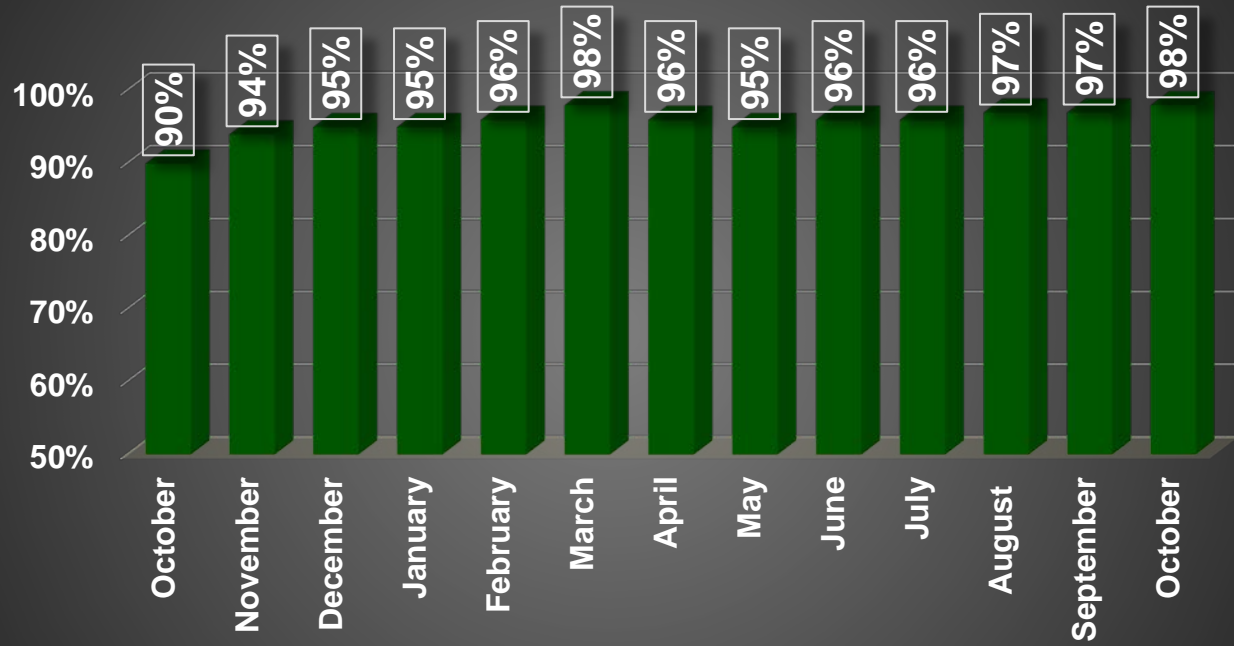


PARATRANSIT

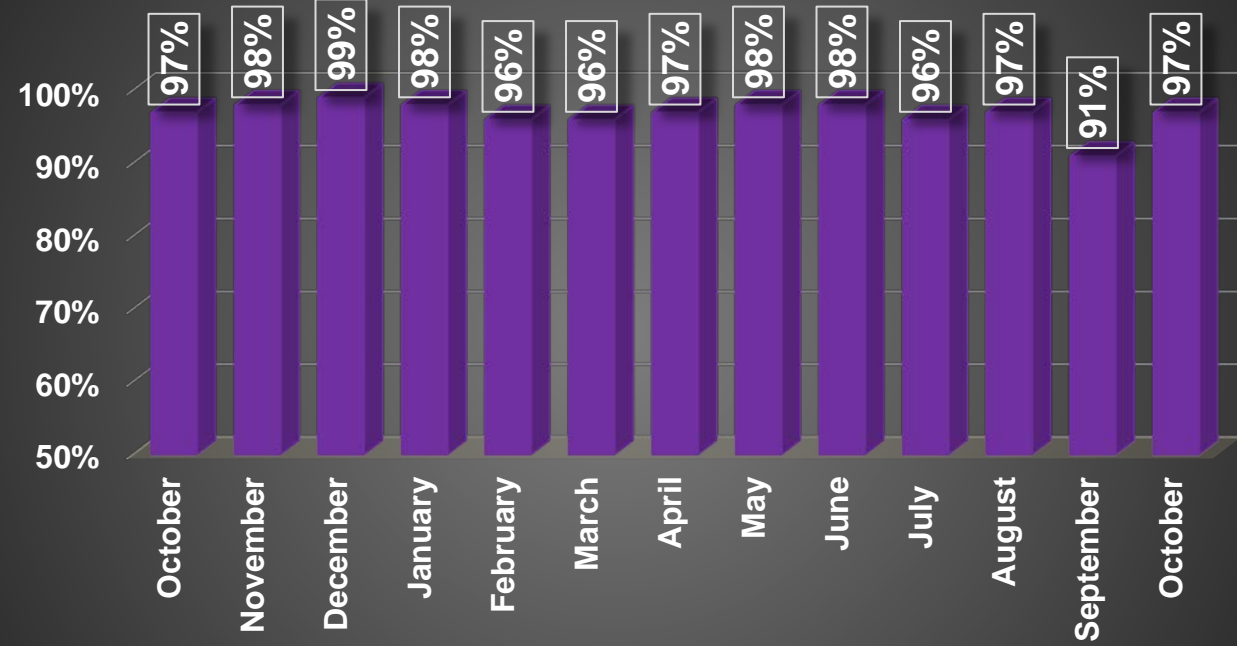


TOP ON-TIME *PERFORMER* BY MODE

TOTAL BUS SERVICE DELIVERY

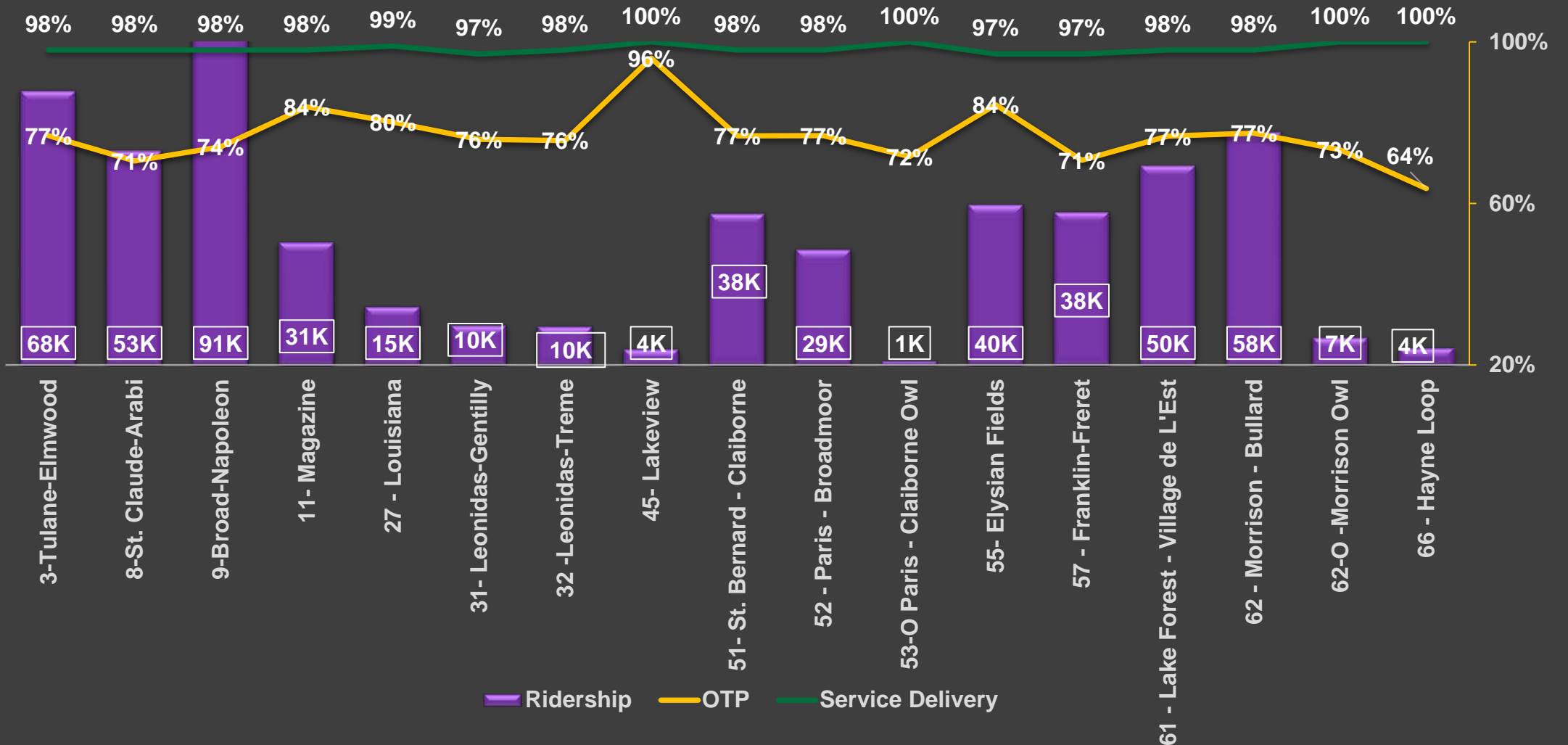


TOTAL STREETCAR SERVICE DELIVERY



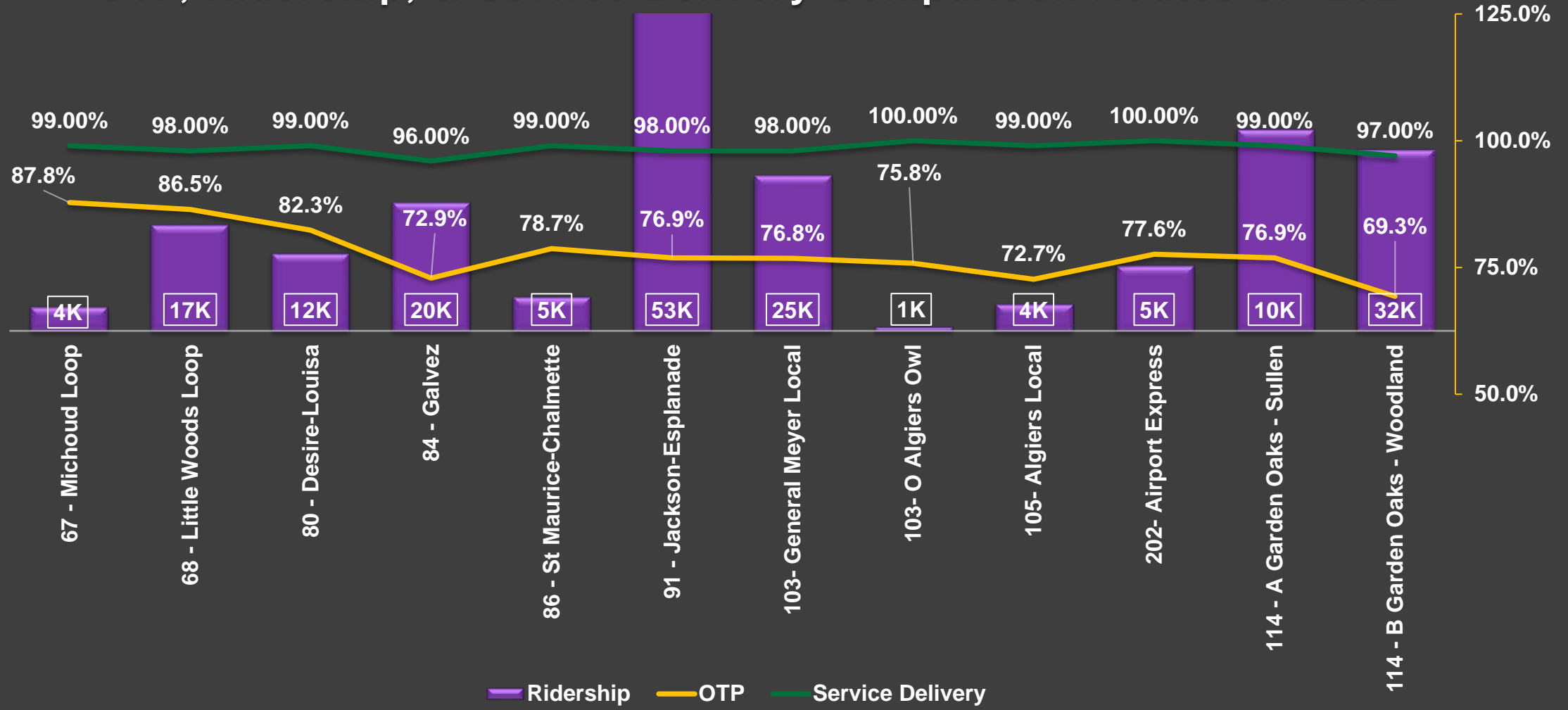
OTP, RIDERSHIP, & SERVICE DELIVERY COMPARISON ROUTES 3 – 66

OTP %



OTP, Ridership, & Service Delivery Comparison Routes 67- 202

OTP %

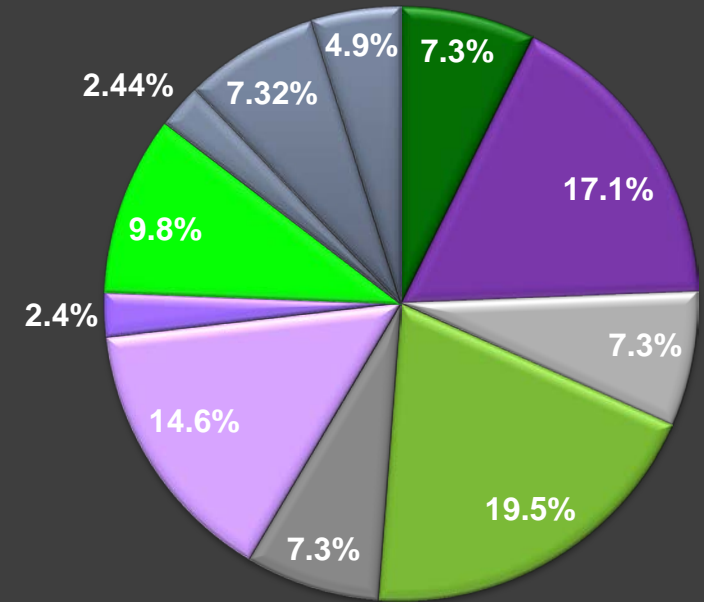


LONG-TERM DETOURS AFFECTING ALL MODES

PERCENTAGE OF TEMPORARY DETOURS BY CAUSE

Routes Affected by Long-Term Detours	Cause
3 – Jefferson/ HwyElmwood	Road Construction
31 & 32 Leake & Carrollton, DeSaix Bridge	Road Construction
55 – Press/Girard	Road Construction
57- Carrollton/Leake Ave	Traffic Controls
91 – Esplanade Ave.	Building Demolition
114B - Woodland	Street Buckling

- Special Events
- Second Line Parade
- S &WB
- Police Activity
- Foot Race/Traffic
- Road Work
- Protest
- Saints Game
- Street Closure
- Utility Work
- Road Closed





Questions?



Agenda

11. Consent Agenda

A Cooperative Endeavor Agreement (CEA) between Plaquemines Port Harbor & Terminal District and the Regional Transit Authority (RTA)	24-032
NeoGov Contract Renewal (2025)	24-112
Renaming of the Algiers Ferry Terminal	24-119
CY 2023 Single Audit Acceptance	24-121
CY 2023 Financial Audit Acceptance	24-122
Rail Tamping Machine Contract	24-123
Cooperative Endeavor Agreement Between the City of New Orleans and the Regional Transit Authority for Algiers Ferry Terminal Funding	24-128



Agenda

11. Consent Agenda cont'd

Fixed Route: 8 – Cutaway Buses

24-127

Award Pivotal Engineering Transit Stops Inventory Improvement Project

24-129

12. Consideration

Clever Devices Contract Award for Software Services 24-093

Swiftly Contract Award for Software Services 24-116

13. Reconsideration

Janitorial Services Permanent Contract-EDS

24-080

14. Ratification

Riverfront Substation Track Bond Emergency Repair 24-132



Agenda

15. New Business (UNANIMOUS VOTE REQUIRED TO CONSIDER)



Agenda

16. Audience Questions and Comments



Agenda

17. Executive Session (2/3RDS VOTE TO Consider)

- **O.E. By and Through His Parents versus New Orleans Regional Transit**



Agenda

18. Adjournment