




August 10, 2023

Regional Transit Authority

Finance Committee



The New Orleans Regional Transit Authority (RTA) hereby declares that, in accordance with La. R.S. 42:17.1 (A)(2)(a)-(c), a meeting will be held on Thursday, August 10, 2023, at 11:00 a.m. Please be advised that mask wearing is encouraged inside the boardroom.



Written comments on any matter included on the agenda will be accepted in the following ways: 1) Submission of a Speaker Card on meeting day; 2) Electronically by email sent to: rtaboard@rtaforward.org prior to the meeting; or 3) By U.S. Mail send to 2817 Canal Street, Attention: Office of Board Affairs, New Orleans, LA 70119.



Agenda

- 1. Call to Order**
- 2. Roll Call**



Agenda

3. Consideration of Meeting Minutes

[Finance Committee Meeting – June 8, 2023]

23-113

No quorum present. No action taken at the July 13, 2023, Finance Committee Meeting.



Agenda

4. Committee Chairman's Report



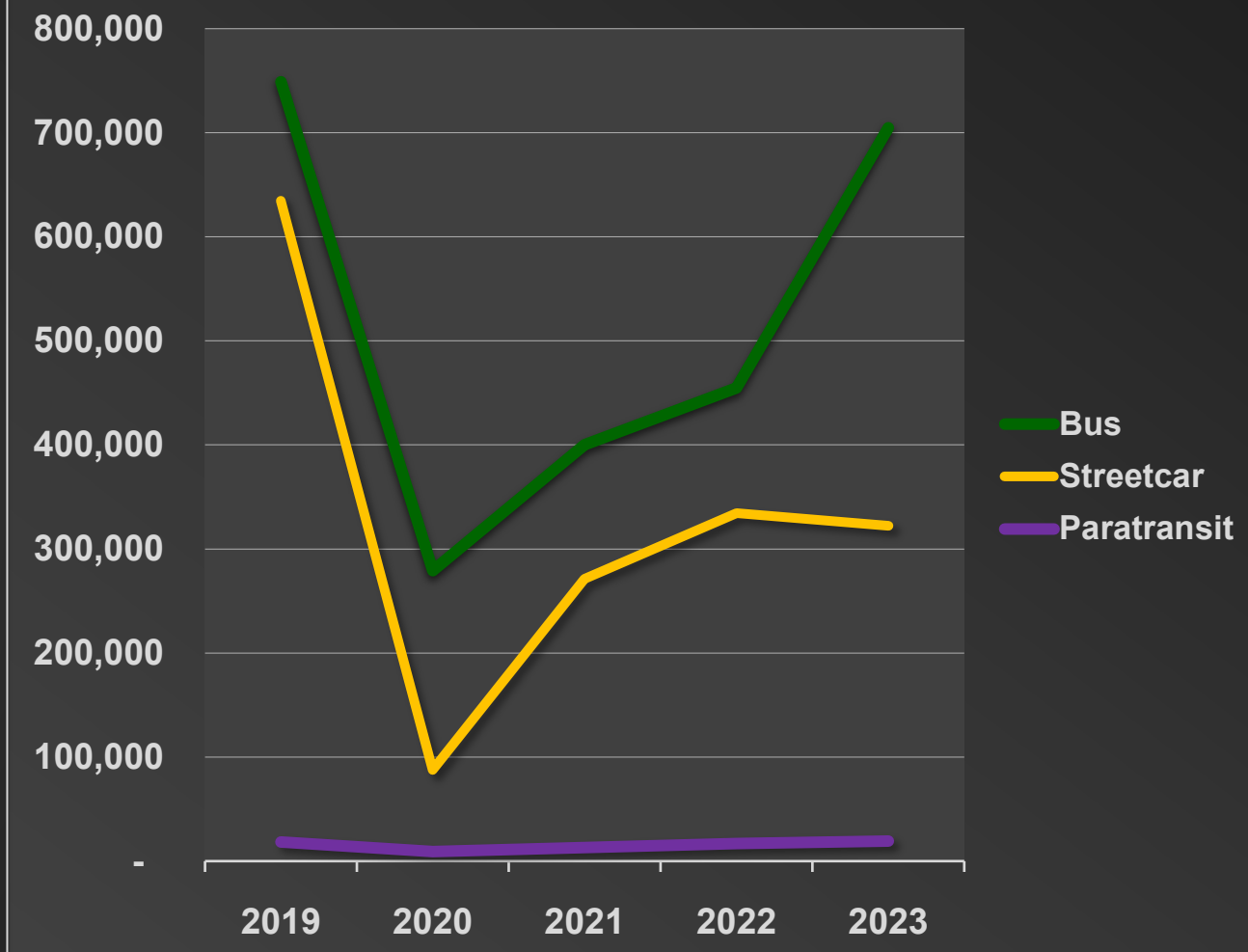
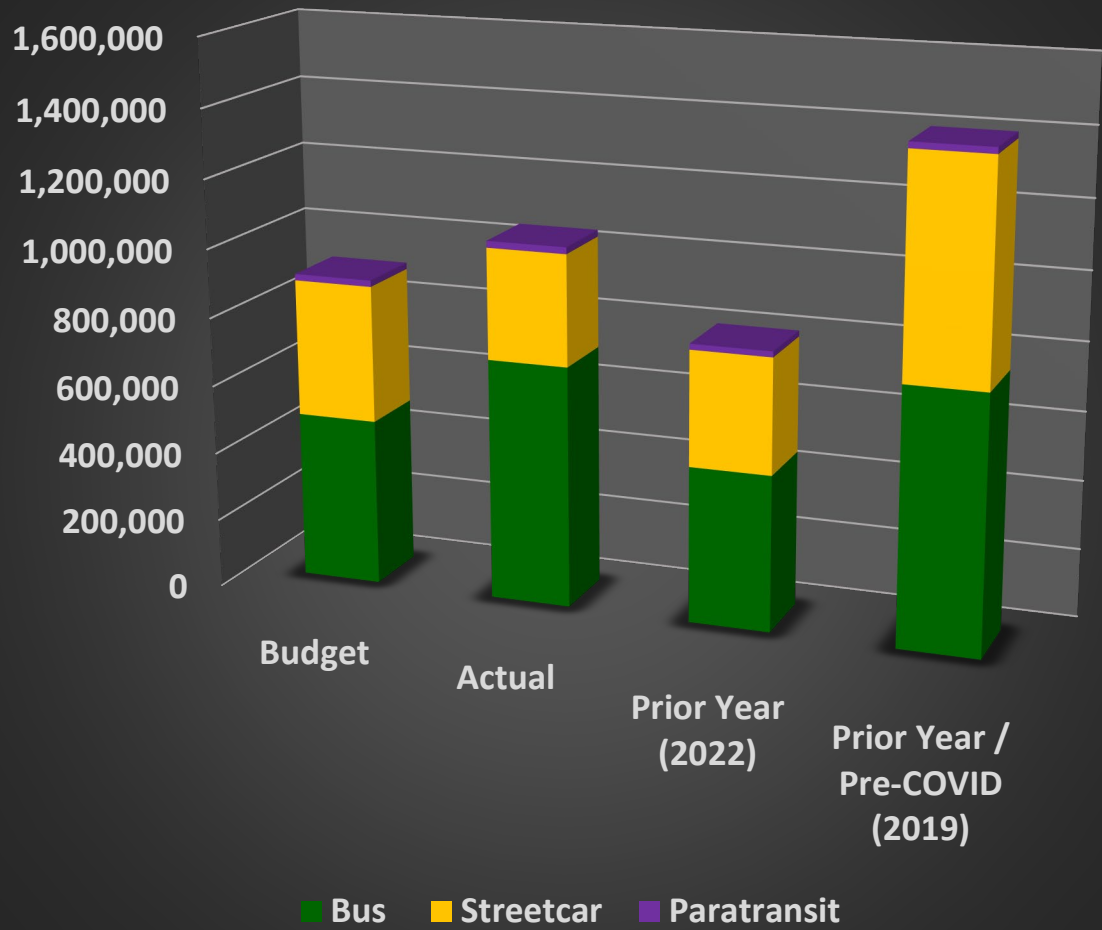
Agenda

5. Chief Executive Officer's Report



Agenda

6. Chief Financial Officer's Report

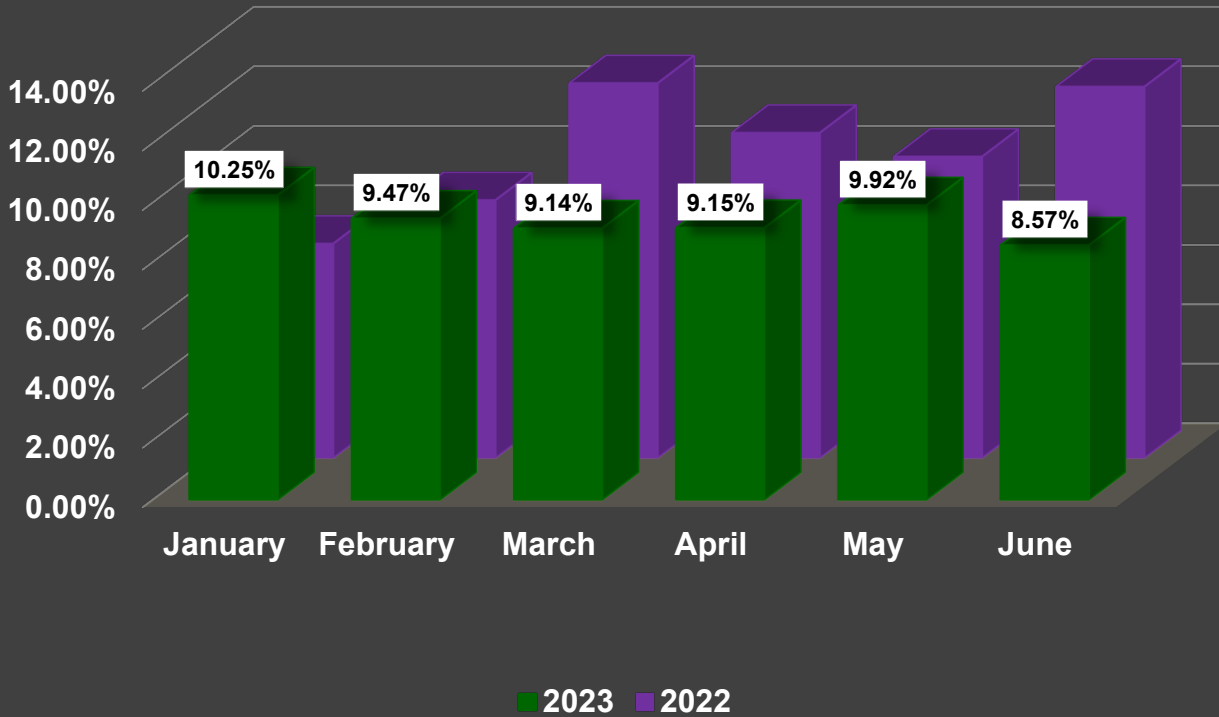


Ridership

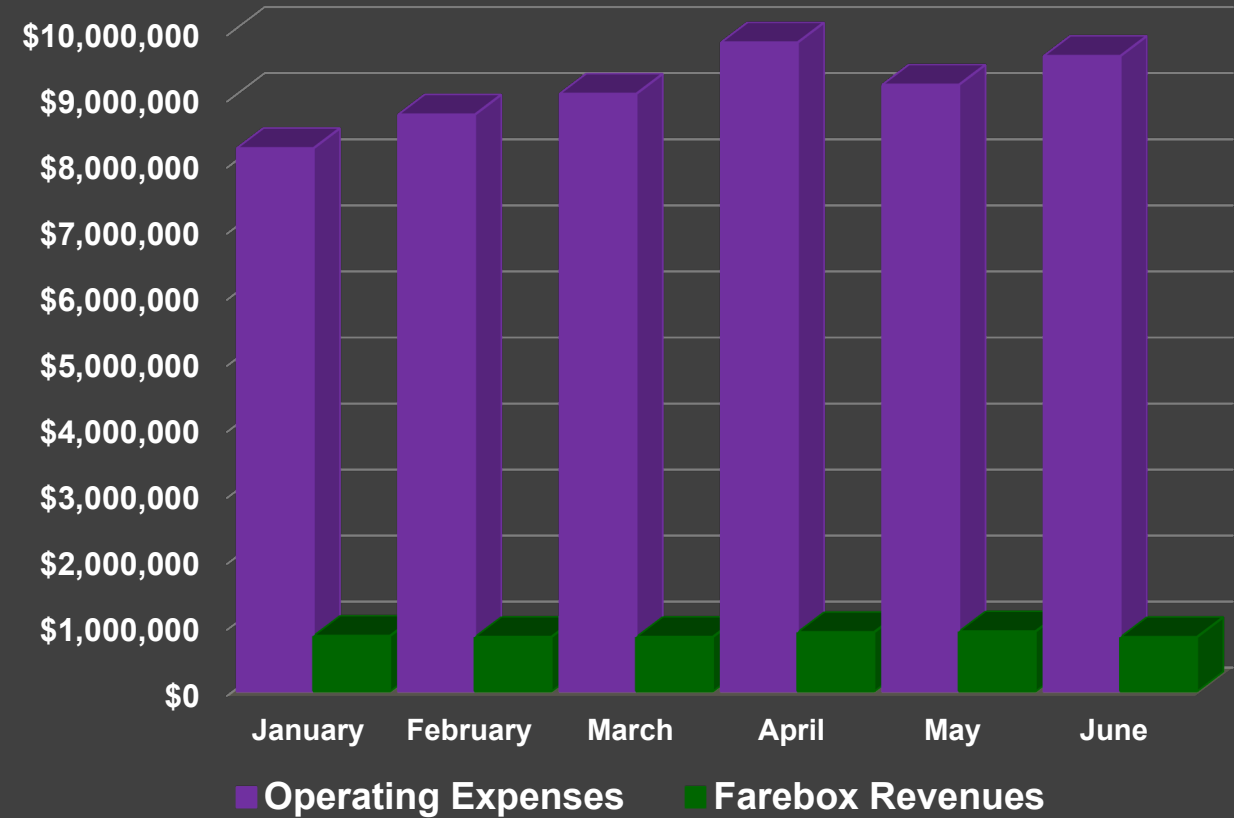
Ridership in June decreased by 6.1% when compared to May 2023 actuals. In June, total system ridership (bus, streetcar and paratransit) was 1M, 68K less than 1.1M for the previous month of May.



FAREBOX RECOVERY RATES 2023 vs 2022



TOTAL OPERATING EXPENSES, FAREBOX REVENUE & FAREBOX RECOVERY

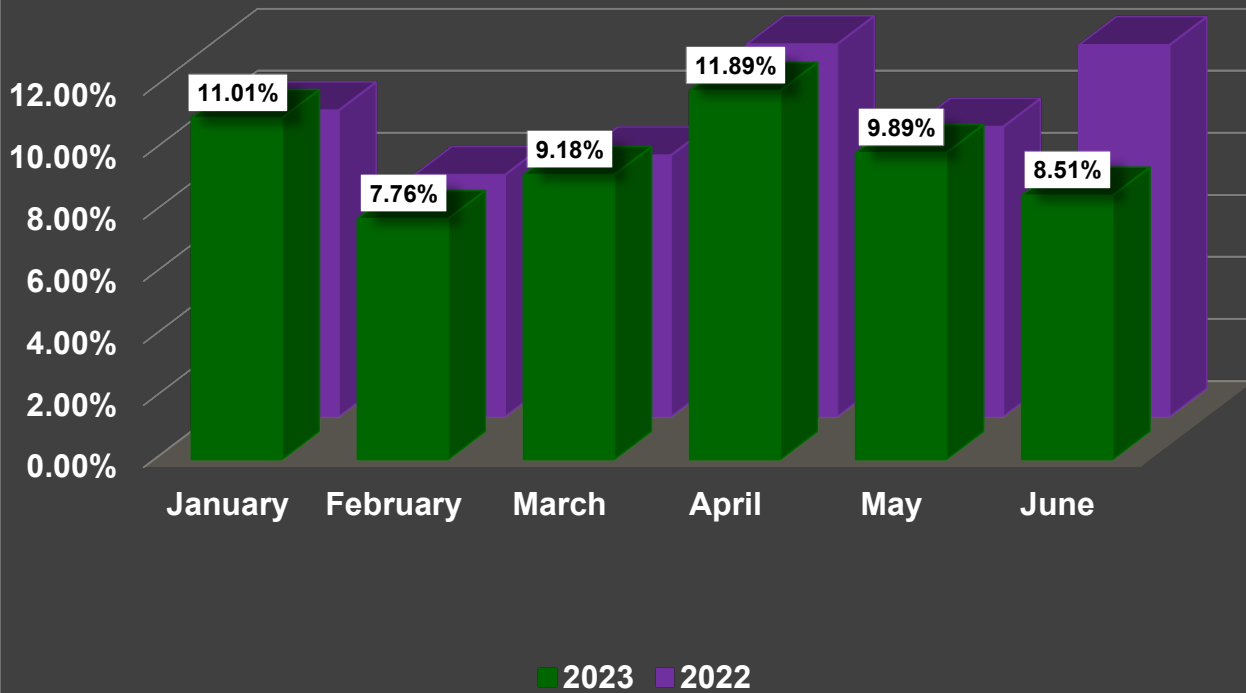


Farebox Recovery Rates 2023 vs. 2022

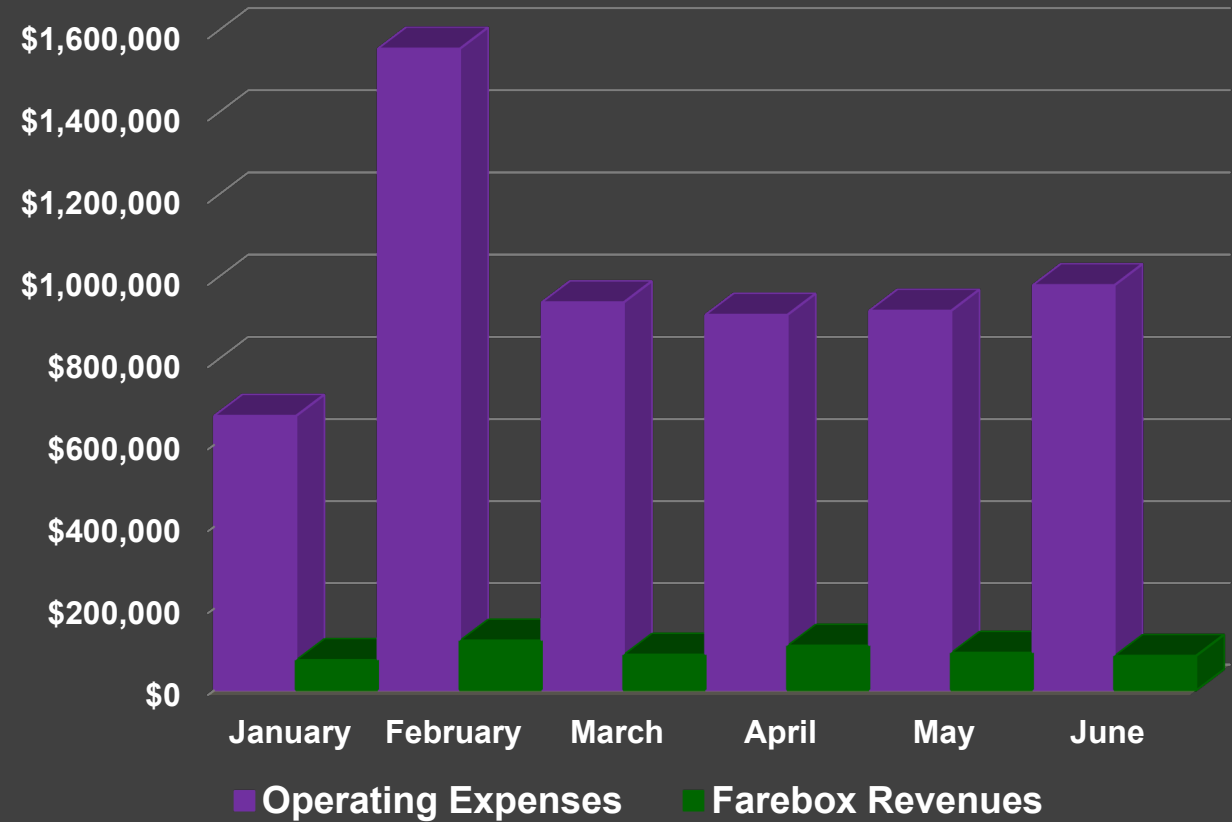
Fare revenue continues to offset a slightly modest percentage of operating expenses as ridership continues to rebound. June's farebox recovery rate decreased from 9.92% in the prior month to 8.57%; a total decrease of 1.35%.



FAREBOX RECOVERY RATES 2023 vs 2022



TOTAL OPERATING EXPENSES, FAREBOX REVENUE & FAREBOX RECOVERY



FERRY- Farebox Recovery Rates ***2023 vs. 2022***

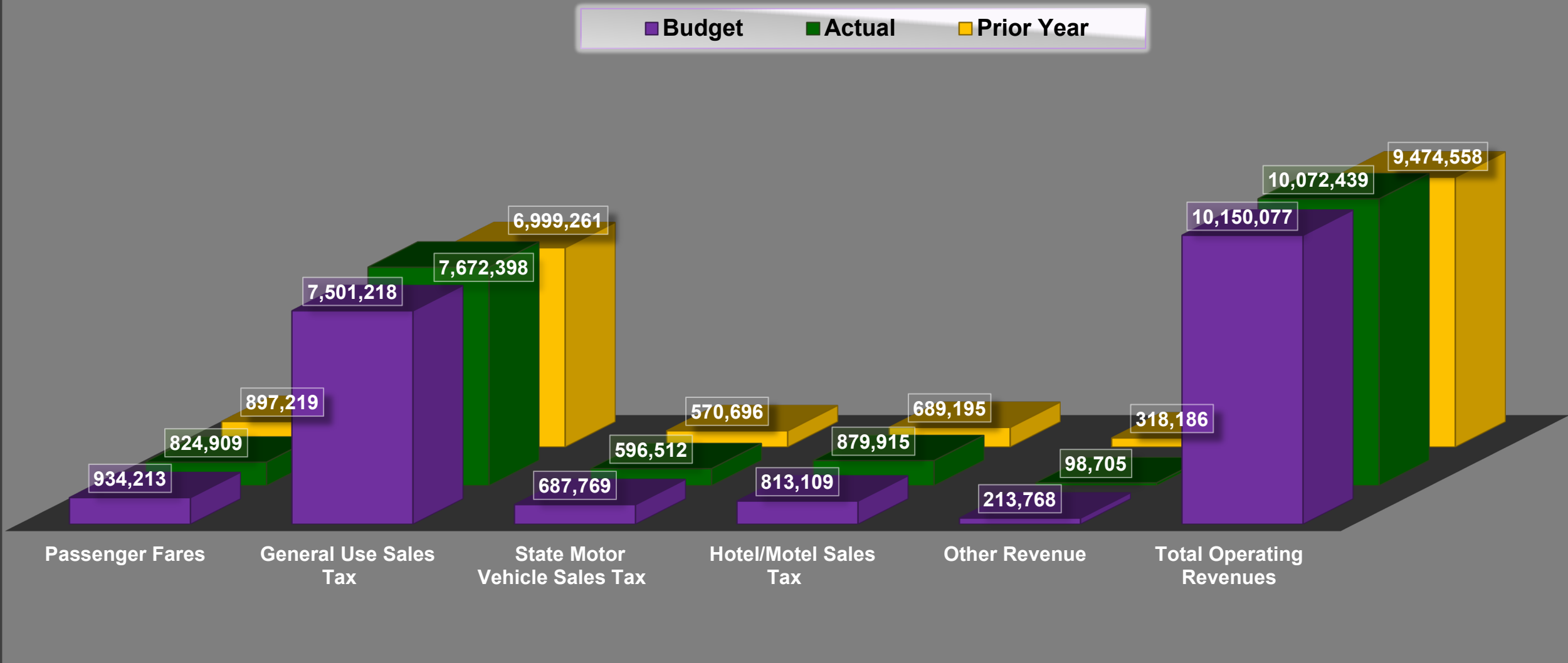
The decrease in farebox recovery to 8.51% in June from 9.89% in May is a result of an increase in operating expenses and a decrease in passenger revenues from the prior month. Fare revenues continue to offset a small percentage of operating costs.



June 2023 Summary of Sources

SUMMARY OF SOURCES						
	Budget	Actuals	\$ Change	% Change	YTD Budget	YTD Actuals
Sales Tax	9,002,096	9,148,825.21	146,729.21	1.63%	53,248,763	53,561,958
Government Assistance	2,344,322	1,707,063.31	(637,258.69)	-27.18%	15,287,742	8,776,764
Sales Tax and Government Assistance	11,346,418	10,855,889	(490,529.48)	-4.32%	68,536,505	62,338,723
Passenger Fares	934,213	824,908.88	(109,304.12)	-11.70%	5,067,390	5,299,953
Other Operating Revenues	213,768	98,704.60	(115,063.40)	-53.83%	1,282,605	754,829
Subtotal Transit Operations	1,147,981	923,613.48	(224,367.52)	-19.54%	6,349,995	6,054,782
Total Operating Revenues	12,494,399	11,779,502.00	(714,897.00)	-5.72%	74,886,500	68,393,504
Federal Capital Funding - RTA	2,058,594	656,344.56	(1,402,249.44)	-68.12%	12,351,564	6,629,465
Federal Capital Funding - Maritime Only	586,417	77,309.74	(509,107.26)	-86.82%	3,518,502	694,215
Investment Income	6,246	140,249.00	134,003.00	2145.42%	37,480	895,559
Subtotal Capital and Bond Resources	2,651,257	873,903.30	(1,777,353.70)	-67.04%	15,907,546	8,219,240
Total Revenue	15,145,656	12,653,405.30	(2,492,250.70)	-16.46%	90,794,046	76,612,744
Operating Reserve	0	(635,011.81)	(635,011.81)	100.00%	0	(5,696,483)
Total Sources	15,145,656	12,018,393.49	(3,127,262.51)	-20.65%	90,794,046	70,916,260

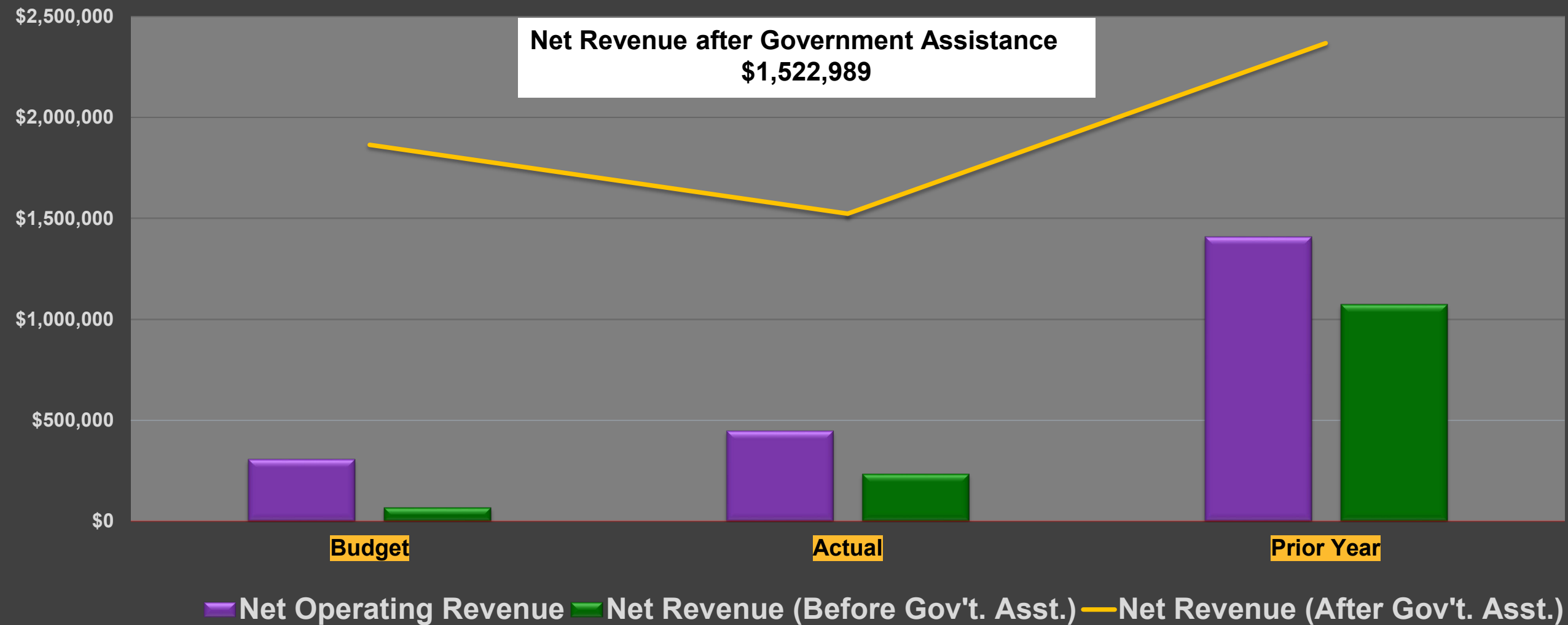




Operating Revenues (Budget, Actual & Prior Year)

RTA's two largest revenue sources are General Use Sales Tax (\$7.7M) and Hotel/Motel Sales Tax (\$880K). The two combined make up 84.9% or \$8.6M of total revenue. Overall, total operating revenues for the month of June are \$10.1M.





Net Revenues (Before and After Government Assistance)

Net Revenue (Before Government Assistance) is \$236K for the month of June. After applying the month's \$1.7M in Government Operating Assistance, Net Revenue is \$1.5M for the month of June.

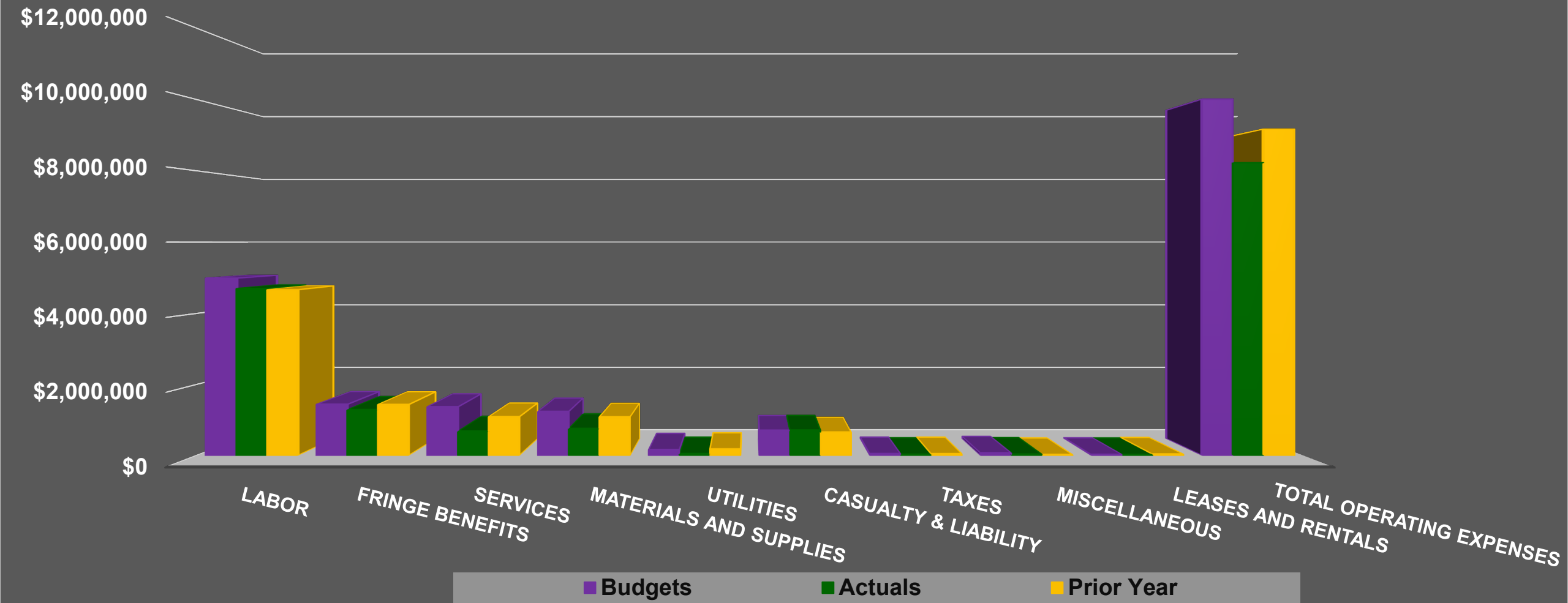


June 2023 Summary of Uses

Summary of Uses

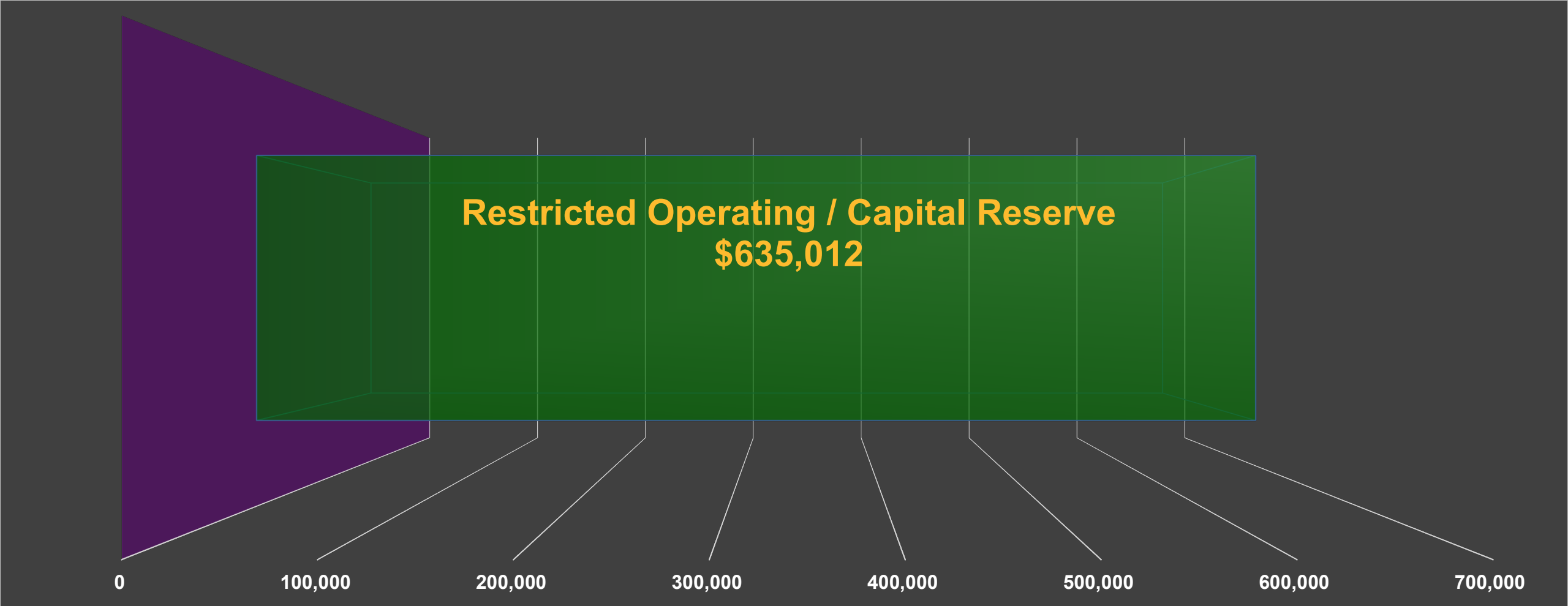
	Budget	Actuals	\$ Change	% Change	YTD Budget	YTD Actuals
Transit Operations	9,841,758	9,624,078.18	217,679.82	2.21%	58,948,752	54,685,793
TMSEL Legacy Costs	239,162	212,763.32	26,398.68	11.04%	1,434,969	1,302,162
Maritime Costs	549,286	419,671.63	129,614.37	0.00%	3,317,625	2,551,744
Capital Expenditures - RTA	3,235,256	656,344.56	2,578,911.44	79.71%	19,411,536	6,629,465
Capital Expenditures - Maritime Only	608,083	544,664.22	63,418.78	10.43%	3,648,498	3,107,360
FEMA Project Worksheet Expenditures	0	0.00	0.00	0.00%	0	0
Debt Service	672,111	560,871.58	111,239.42	16.55%	4,032,666	2,639,736
Total Expenditures	15,145,656	12,018,393.49	3,127,262.51	20.65%	90,794,046	70,916,260
Operating Reserve	0	0.00	0.00	0.00%	0	0
Total Uses	15,145,656	12,018,393.49	3,127,262.51	20.65%	90,794,046	70,916,260

Operating Expenses (Actual - \$9,624,078)



Operating Expenses

Operating Expenses for the month of June are roughly \$9.6M. Labor and Fringe Benefits, the largest expenditure at \$6.5M, comprised 67.5% of this month's actual expenses. In total, Operating Expenses for the month of June show a decrease of 2.1% from \$9.8M in May.



Operating Reserve

The positive variance that resulted from Net Revenue (After Government Assistance of approximately \$1.7M) added \$635K to the Restricted Operating/Capital Reserve after the offset of \$561K in Debt Service.





Procurement

Purchase Orders Less than \$100K
(July 1, 2023 – July 31, 2023)

PURCHASE ORDER #	VENDOR	COST CENTER	COSTER CENTER DESCRIPTION	TRANS	REFERENCE	ORDER TOTAL
915112	Kenworth of Louisiana	1430002	Bus Maintenance	7/5/2023	Bus Repairs	\$ 5,180.28
915115	NAPA	1430002	Bus Maintenance	7/6/2023	Vehicle Repairs	\$ 2,074.56
912787-003	CSRS Inc.	1330002	Infrastructure	7/7/2023	Disaster Management	\$ 10,020.56
912520	GalCan	LA900409	IT	7/7/2023	Security Camera/Installation	\$ 42,885.37
915122	Reliable Transmission Services	1430002	Bus Maintenance	7/10/2023	Bus Repairs	\$ 3,184.74
914110-008	CDW Services	1PWE010	Infrastructure	7/12/2023	Napoleon Restoration	\$ 64,816.36
912745-004	Innovative Risk Management Services	1770002	Human Resoures	7/12/2023	Drug And Alcohol Testing	\$ 60,000.00
915129	Schunk Carbon Technology	1430099	Streetcar Maintenance	7/13/2023	Streetcar Repairs	\$ 6,750.36
915130	Balthazar Electriks	1450006	Vehicle Maintenance	7/13/2023	Vehicle Repairs	\$ 3,768.50
915131	RTM Freight	1284399	Building Maintenance	7/13/2023	Building Maintenance	\$ 3,300.00
915133	NAPA	1430099	Streetcar Maintenance	7/13/2023	Streetcar Repairs	\$ 5,831.96
915132	Holland L.P.	1430016	Streetcar Maintenance	7/13/2023	Streetcar Repairs	\$ 38,398.00
915134	Kenworth of Louisiana	1430002	Bus Maintenance	7/14/2023	Bus Repairs	\$ 8,510.07
915135	Jasper Engines & Transmissions	1450006	Vehicle Maintenance	7/14/2023	Vehicle Repairs	\$ 4,206.00
2705167	New Orleans Public Belt Railroad	1430008	Streetcar Maintenance	7/14/2023	Riverfront Track System Repairs	\$ 99,022.76
915140	Tri State Refrigeration	1450006	Vehicle Maintenance	7/17/2023	Vehicle Repairs	\$ 3,411.00
915141	WABTEC	1430016	Bus Maintenance	7/17/2023	Bus Repairs	\$ 2,760.00
915143	IssueTRak	1290002	IT	7/17/2023	Software Licensing	\$ 13,700.00
915143	Brookville	1430016	Streetcar Maintenance	7/17/2023	Streetcar Repairs	\$ 32,328.00
915147	Kenworth of Louisiana	1430002	Bus Maintenance	7/18/2023	Bus Repairs	\$ 8,976.19
915146	Larry Nobles Wrecker Sales	1430002	Bus Maintenance	7/18/2023	Bus Repairs	\$ 3,187.99
915149	Jasper Engines & Transmissions	1450006	Bus Maintenance	7/18/2023	Bus Repairs	\$ 5,093.00
914392-001	Sunbelt Rentals	1284318	Building Maintenance	7/18/2023	Temporary Lighting	\$ 25,366.45
915150	Irwin Transportation	1430099	Streetcar Maintenance	7/18/2023	Streetcar Repairs	\$ 16,470.00
915151	Irwin Transportation	1430099	Streetcar Maintenance	7/18/2023	Streetcar Repairs	\$ 16,470.00



Procurement (cont.)

Purchase Orders Less than \$100K
(July 1, 2023 – July 31, 2023)

PURCHASE ORDER #	VENDOR	COST CENTER	COSTER CENTER DESCRIPTION	TRANS	REFERENCE	ORDER TOTAL
915152	Luminator	1294302	Bus Maintenance	7/19/2023	Bus Repairs	\$ 5,823.00
915156	Jasper Engines & Transmissions	1450006	Bus Maintenance	7/19/2023	Bus Repairs	\$ 4,206.00
915157	CDW Government	1290002	IT	7/19/2023	Software Licensing	\$ 8,552.81
915153	Brookville	1430016	Streetcar Maintenance	7/19/2023	Streetcar Repairs	\$ 20,079.60
915160	Dixie industries	1430099	Streetcar Maintenance	7/21/2023	Streetcar Repairs	\$ 5,661.30
915161	K. Allen Consulting	1210002	Executive	7/21/2023	Leadership Team Retreat	\$ 3,000.00
913767-003	ADS System Safety Consulting	1460002	Safety	7/21/2023	Safety Management	\$ 91,850.72
915165	Irwin Transportation	1430016	Streetcar Maintenance	7/24/2023	Streetcar Repairs	\$ 7,815.00
915164	Irwin Transportation	1430016	Streetcar Maintenance	7/24/2023	Streetcar Repairs	\$ 7,815.00
915163	Irwin Transportation	1430016	Streetcar Maintenance	7/24/2023	Streetcar Repairs	\$ 7,815.00
915162	Railroad Tools and Solutions	LA2020018	Streetcar Maintenance	7/24/2023	Streetcar Repairs	\$ 6,928.32
915167	Jasper Engines & Transmissions	1430002	Streetcar Maintenance	7/25/2023	Streetcar Repairs	\$ 4,808.00
915166	Jasper Engines & Transmissions	1430002	Streetcar Maintenance	7/25/2023	Streetcar Repairs	\$ 6,125.00
915141-002	WABTEC	1430016	Bus Maintenance	7/25/2023	Bus Repairs	\$ 2,778.00
915169	Reliable Transmission Services	1430002	Bus Maintenance	7/25/2023	Bus Repairs	\$ 3,184.74
915170	CDW Government	1290002	IT	7/26/2023	Computers	\$ 3,518.79
914110-009	CDW Services	1PWE010	Infrastructure	7/26/2023	Napoleon Restoration	\$ 12,066.03
915173	MLR Builders	1284302	Building Maintenance	7/28/2023	Emergency Repairs	\$ 11,481.44
915176	Cummins	1430002	Bus Maintenance	7/28/2023	Bus Repairs	\$ 24,558.39
915178	New Flyer	1430002	Bus Maintenance	7/31/2023	Bus Repairs	\$ 8,468.53
915183	G&M Electric	1284302	Building Maintenance	7/31/2023	Aircompressor Repairs	\$ 3,299.00

\$ 476,620.06



Questions?





Agenda

7. DBE Report



Contract Awards July 2023

\$2,951,977 in contracts were awarded

- \$465,967 was awarded to DBE firms.
- Of the DBE contracts \$465,967 was awarded to DBE Prime Contractors and \$945,270 was awarded to SBE Prime Contractors.

Total DBE participation (commitment) is 16%.





Current DBE Projects

Project	Contract Amount	DBE Goal	DBE Goal	% Goal Achieved	Tentative Completion Date
CMAR – Canal Street Ferry Terminal (Construction)	\$19,861,432	\$7,004,708	30.55%	15%	8/2023
Disaster Recovery Grants Management and Administration	\$137,888	\$67,565	49%	39%	9/2023
Transit Ferry Services	\$8,442,843	\$842,442	10%	19%	1/2024
OSHA Program Development and Training	\$203,800	\$203,800	100%	100%	1/2024



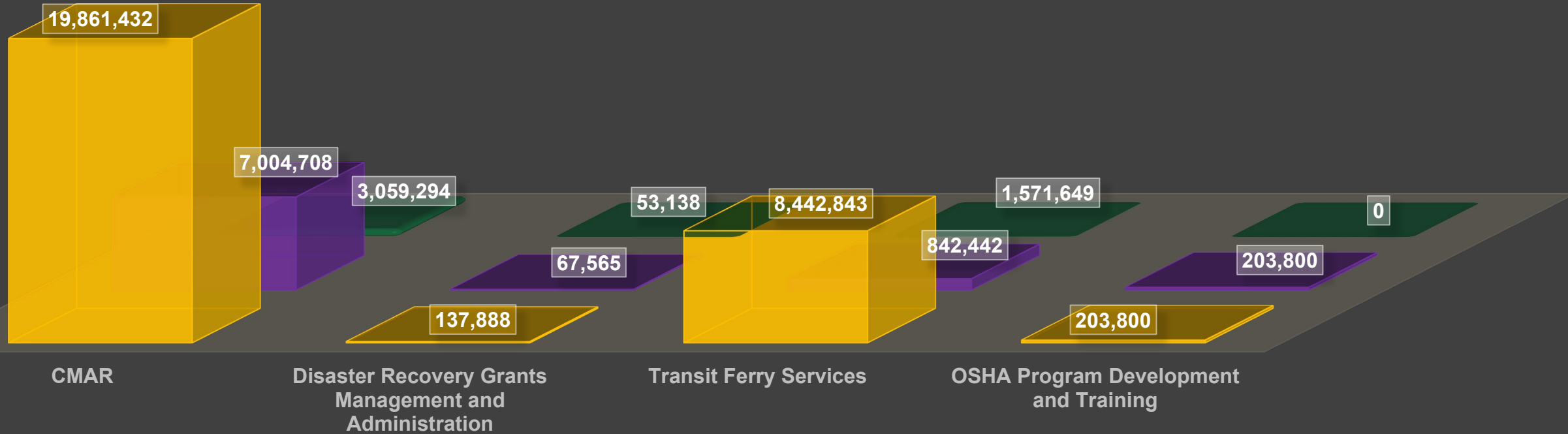
Current DBE Projects

Project	Contract Amount	DBE Goal	DBE Goal	% Goal Achieved	Tentative Completion Date
On Call Technical Safety Support	\$391,850	\$391,850	100%	28%	10/2024
Napoleon Facility Renovation & Upgrade	\$4,983,128	\$1,460,536	30.8%	14%	10/2023
Rampart Streetcar Line: Emergency Repair Project	\$1,021,000	\$141,204	13.83%	0%	8/2023

■ Contract Amount

■ DBE Goal

■ DBE Goal Achieved




Current DBE Projects

Contract Amount

DBE Goal

DBE Goal Achieved



Current DBE Projects Continued



Agenda

Current SBE Projects

Project	Contract Amount	SBE Goal	SBE Goal	% Goal Achieved	Tentative Completion Date
DBE Consulting Services	\$181,682	\$181,682	100%	75%	8/2023
Construction Cost Audits	\$78,902	\$78,902	100%	78%	6/2023
Bus Rapid Transit Feasibility Study	\$599,949	\$599,949	100%	83%	7/2023
On Call A&E Services for Design of Interim Downtown Transit Hub	\$94,000	\$94,000	100%	80%	9/2023



Agenda

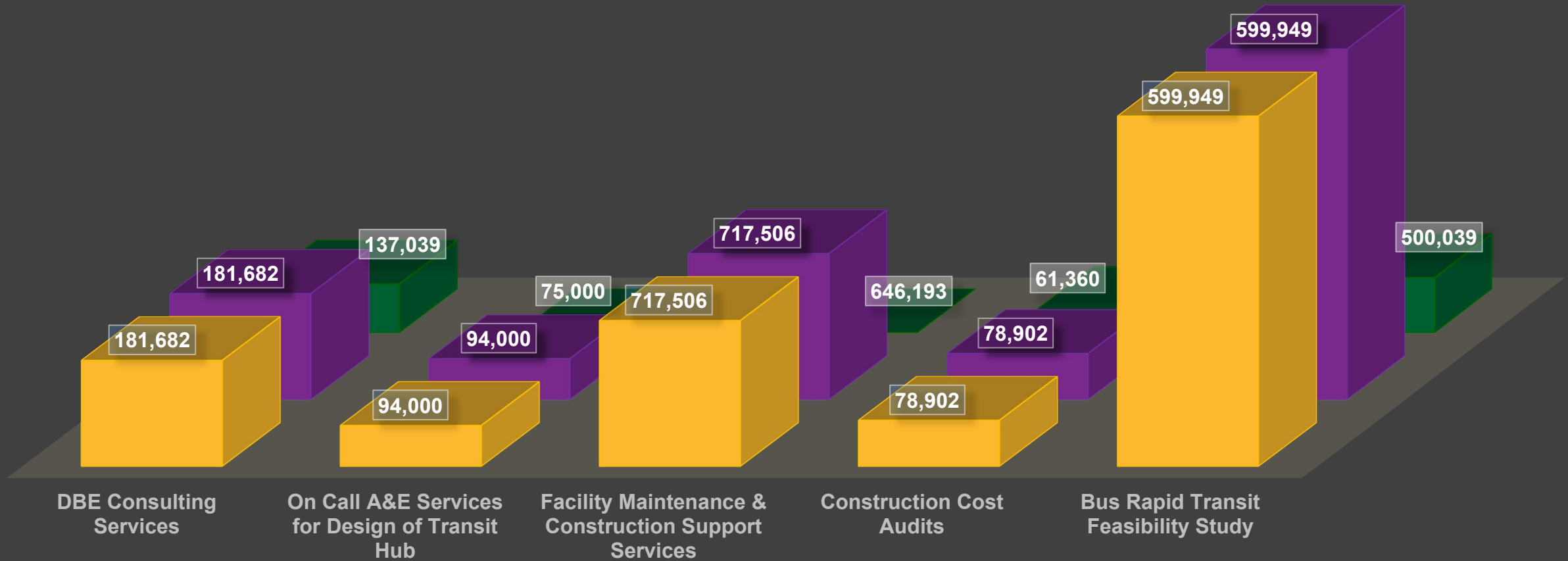
Current SBE Projects

Project	Contract Amount	SBE Goal	SBE Goal	% Goal Achieved	Tentative Completion Date
Facility Maintenance & Construction Support Services	\$717,506	\$717,506	100%	90%	9/2023
Leadership & Change Management Training	\$449,200	\$449,200	100%	84%	5/2023
Temporary Janitorial Services	\$1,004,000	\$1,004,000	100%	93%	7/2023
Advertising Campaigns & Media Buying Services	\$400,000	\$400,000	100%	10%	2/2024
Non-Advertisement Bus Shelters	\$745,270	\$745,270	100%	0%	10/2023

Contract Amount

SBE Goal

SBE Goal Achieved

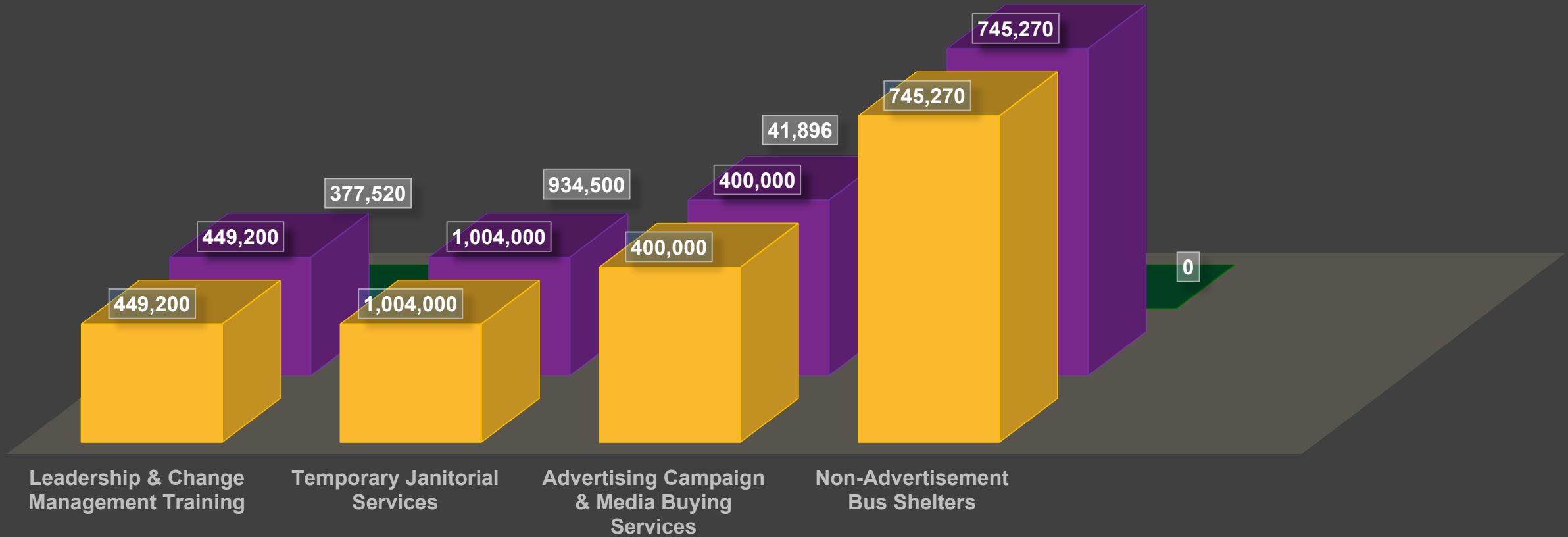


Current SBE Projects

Contract Amount

SBE Goal

SBE Goal Achieved



Current SBE Projects



Agenda

Upcoming DBE/SBE Projects

DBE/SBE Goal

Current Solicitations

RFP 2023-001 Transit Security Services

23% DBE

IFB 2023-012 Janitorial Services
(Bids due 8/10/2023)

100% SBE

IFB 2023-018 Work Tree Pruning
(Bids due 8/29/23)

100% SBE



Agenda

DBE/SBE Business Development Trainings



Equity Enterprise Update



Tell us what YOU want to learn.

It's our mission is to make it possible for any business to work with the RTA. That starts with education.

The Disadvantaged Business Enterprise Office regularly offers courses, conferences, and other resources for businesses who want to do business with us.

What courses would you most like to attend? Take our brief survey and let us know.

We'll use your feedback to tailor programs that better serve you.

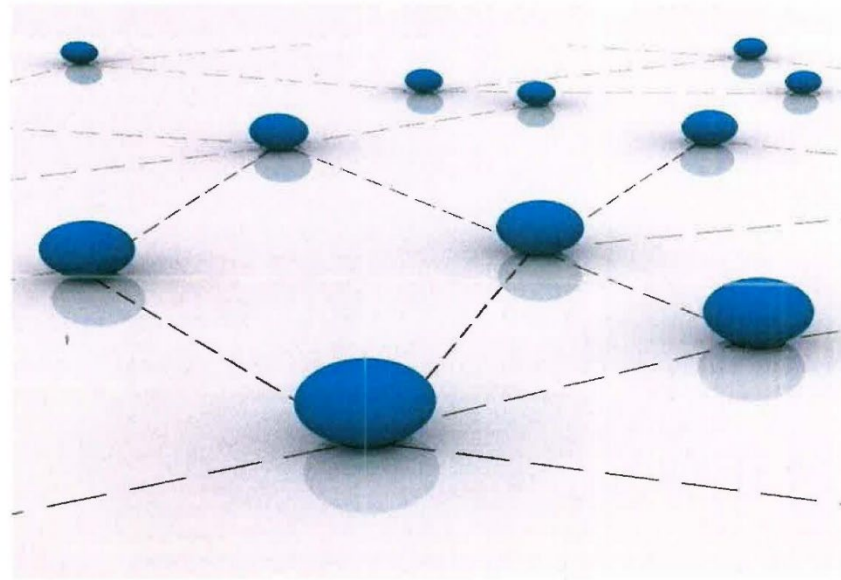
Take our survey

Agenda

DBE/SBE Outreach Events

U.S. Small Business Administration /Louisiana District

Connecting the Dots



Creating Business Opportunities / Small Business
Expo

Finance Committee Meeting

Questions?





Agenda

8. Chief Planning and Capital Project Officer's Report



Open Projects: Construction

Canal Street Ferry Terminal

Engineer: Infinity Engineering Consultants LLC

Contractor: Woodward/APC

Contracting Strategy: CMAR

Project Costs:

Design & Construction: \$36.4 million

Status:

- Wharf: **Substantially complete**
- Terminal Building: **Substantially complete**
- Towers: **Substantially complete**

Schedule:

- Substantial Completion: **May 2023**
- Audubon Riverfront Enhancements: **August 2023**
- Riverfront streetcar Canal to Poydras: **December 2023**
- Ribbon-cutting: **August 23, 2023**

Finance Committee Meeting





Open Projects: Construction

Napoleon Facility Stabilization

Engineer: Landmark

Contractor: C.D.W. Services LLC

Contracting Strategy: D/B/B

Project Costs:

- Construction: \$4,742,000

Status:

- Walls and windows prepped
- Waiting for window delivery (4-6 weeks)
- Roof panel installation in progress

Schedule:

- Anticipated Substantial Completion: [October 2023](#)





Open Projects: Construction

Rampart Streetcar Restoration

Engineer: AECOM

Contractor: Walter J Barnes Electric

Contracting Strategy: D/B/B

Project Costs:

- Construction: \$1.22 million

Status:

- Work to start Mid-August 2023

Schedule:

- Anticipated Substantial Completion: December 2023
- Revenue service begins: January 2024





Open Projects: Procurement

2023 Shelter Installation

Engineer: Infinity

Contractor: Pivotal Engineering

Contracting Strategy: D/B/B

Project Costs:

- Design: \$112,000
- Construction: \$1,062,100 (20% contingency)

Status:

- Shelters ordered
- Permits in currently being procured

Schedule:

- Anticipated construction NTP: September 2023
- Anticipated Substantial Completion: November 2023





Open Projects: Design

Carrollton Double-Crossover

Engineer: Infinity

Contractor: TBD

Contracting Strategy: D/B/B

Project Budget:

Total: \$1.9M (80% grant funded)

Description:

Replace double-crossover trackwork on St Charles streetcar at Carrollton terminus

Schedule:

- Design 100% complete: June 2023
- Rail materials to be delivered September 2023
- Construction NTP: November 2023





Open Projects: Design

Zero Emission Bus Pilot

Engineer: TBD

Contractor: New Flyer

Contracting Strategy: Named partner

Project Budget:

Total: \$5,705,938 (80% grant funded)

Description:

Purchase of three (3) electric buses and the charging infrastructure. Engineering is included in the purchase.

Schedule:

- NTP for Design: August 2023
- Design 100% complete: October 2023
- Construction NTP: February 2024
- Electric Bus Roll Out: December 2024





Open Projects: Design

UPT Admin Offices

Engineer: MSMM

Contractor: TBD

Contracting Strategy: D/B/B

Project Budget:

Total: \$5,000,000 (80% grant funded)

Description:

Renovate 2nd floor of Union Passenger Terminal (UPT) for administrative

Schedule:

- Complete lease agreement: [Underway](#)
- Design 100% complete: [November 2023](#)
- Construction NTP: January 2024





Open Projects: Design

Algiers Ferry Buildings Renovation

Engineer: TBD (On-call A&E Pool)

Contractor: TBD

Contracting Strategy: D/B/B

Project Budget:

Total: \$9,580,000 (80% grant funded)

Description:

Rehabilitate and modernize the 40-year-old Algiers Ferry Terminal for modern vessels and access, add Marine administrative offices, develop concessions/public space. Renovate Lower Algiers Maintenance Facility.

Schedule:

- Assign Task to On-Call A/E Firm: [September 2023](#)
- Community design input: [October – November 2023](#)
- Solicit for Construction Contractor: [August 2024](#)
- Construction NTP: [October 2024](#)
- Substantial Completion: [October 2025](#)





Open Projects: Design

Algiers Ferry Barges Replacement

Engineer: TBD (On-call A&E Pool)

Contractor: TBD

Contracting Strategy: D/B/B

Project Budget:

Total: \$13,670,000 (80% grant funded)

Description:

Replace landing barges at Algiers Point and Lower Algiers with new, standardized design for interoperability between ferry landing locations.

Schedule:

- Assign Task to On-Call A/E Firm: [September 2023](#)
- Solicit for Construction Contractor: [May 2024](#)
- Construction NTP: [July 2024](#)
- Substantial Completion: [July 2025](#)





Open Projects: Planning

BRT: East-West Bank Corridor

Planning: ILSI/HNTB/Hawthorne

Engineer: TBD

Contractor: TBD

Contracting Strategy: CMAR

Project Budget:

Planning: \$600,000

Design/Construction: \$250-350 million

Schedule:

- Complete Feasibility Study: July 2023
- Submit CIG Entry Application: **Complete**
- RFQ for PM/CM Services: **October 2023**
- RFQ for Design/Environmental: **October 2023**
- NTP Design/Environmental: **December 2023**
- Ratings Request Application for CIG: TBD





Grants / Funding Request

Grant Program	Funding Request	Status	Federal Amount Awarded	Scope Request
RAISE FY23 (DOT)	\$24.8M Fed + \$5.8M RTA + \$1.4M CNO	Awarded	\$24.8M	Downtown Transit Center + multi-modal corridor
Lo/No FY23	\$83.3M Fed + \$10.2M RTA	Awarded	\$71.4M	20 electric buses for 2026 Charging infrastructure Microgrid for energy resilience Workforce development
Capital Investment Grant (CIG): Small Starts	N/A	Submitted	N/A	BRT Design/Environmental
Transit Security Grant Program (FEMA)	\$1.4M Fed (100%)	Submitted	TBD	Site hardening; video upgrades; surge patrol; public awareness campaign;
Next 100-Year Challenge (GNOF)	N/A	Submitted	N/A	Community engagement for new universal shelter design
All Stations Accessible Program (ASAP)	TBD	NOFO release Q4 2023	TBD	Design/construction of ADA stations on all streetcar routes

Questions?





Agenda

9. Procurements

A. Authorizations:

Cooperative Endeavor Agreement (CEA) between the Parish of Jefferson (JP) and Regional Transit Authority	23-126
Purchase of New Flyer Proprietary Parts	23-131
New Contract to Purchase a Welding Truck	23-139

B. Amendments:

Change Order to Purchase Non-Revenue Support Vehicles: 7 Dodge RAM Trucks	23-129
Change Order for Facility Maintenance & Construction Support Services with BRC Construction Group, LLC	23-135



Agenda

10. Audience Questions & Comments



Agenda

11. New Business



Agenda

12. Adjournment