


*April 13, 2023*


Regional Transit Authority

**Finance Committee**





The New Orleans Regional Transit Authority (RTA) hereby declares that, in accordance with La. R.S. 42:17.1 (A)(2)(a)-(c), a meeting will be held on Thursday, April 13, 2023, at 11:00 a.m. Please be advised that mask wearing is encouraged inside the boardroom.



Written comments on any matter included on the agenda will be accepted in the following ways:

- 1) Submission of a Speaker Card on meeting day;
- 2) Electronically by email sent to: [rtaboard@rtaforward.org](mailto:rtaboard@rtaforward.org) prior to the meeting; or
- 3) By U.S. Mail send to 2817 Canal Street, Attention: Office of Board Affairs, New Orleans, LA 70119.



# ***Agenda***

- 1. Call to Order**
- 2. Roll Call**



# ***Agenda***

## **3. Consideration of Meeting Minutes**

[Finance Committee Meeting – March 9, 2023]

23-056



# ***Agenda***

## **4. Committee Chairman's Report**



# ***Agenda***


## **5. Chief Executive Officer's Report**



# ***Agenda***

## **6. Chief Financial Officer's Report**

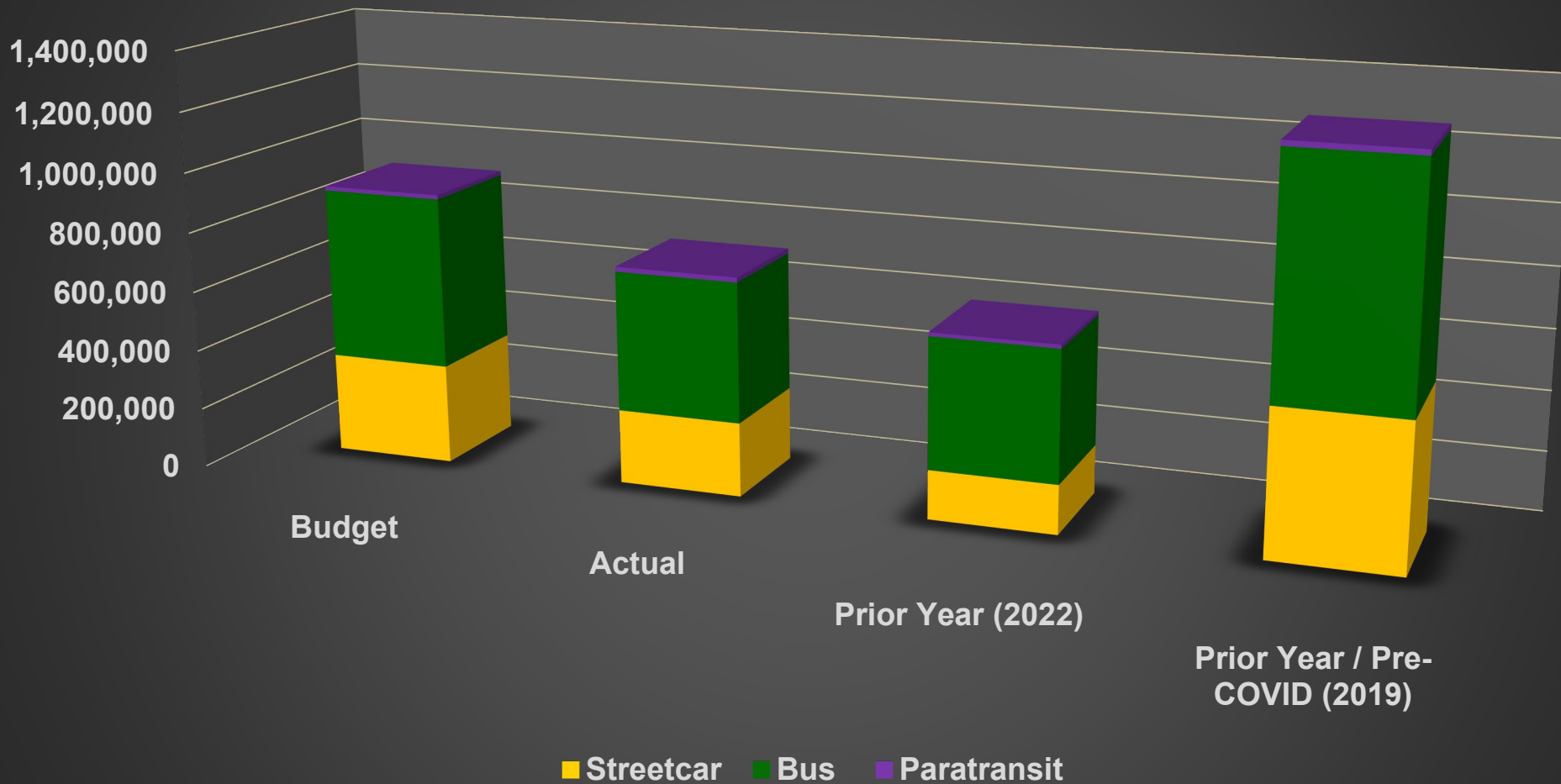




**04/13/2023**

*Regional Transit Authority*

February 2023 Financials

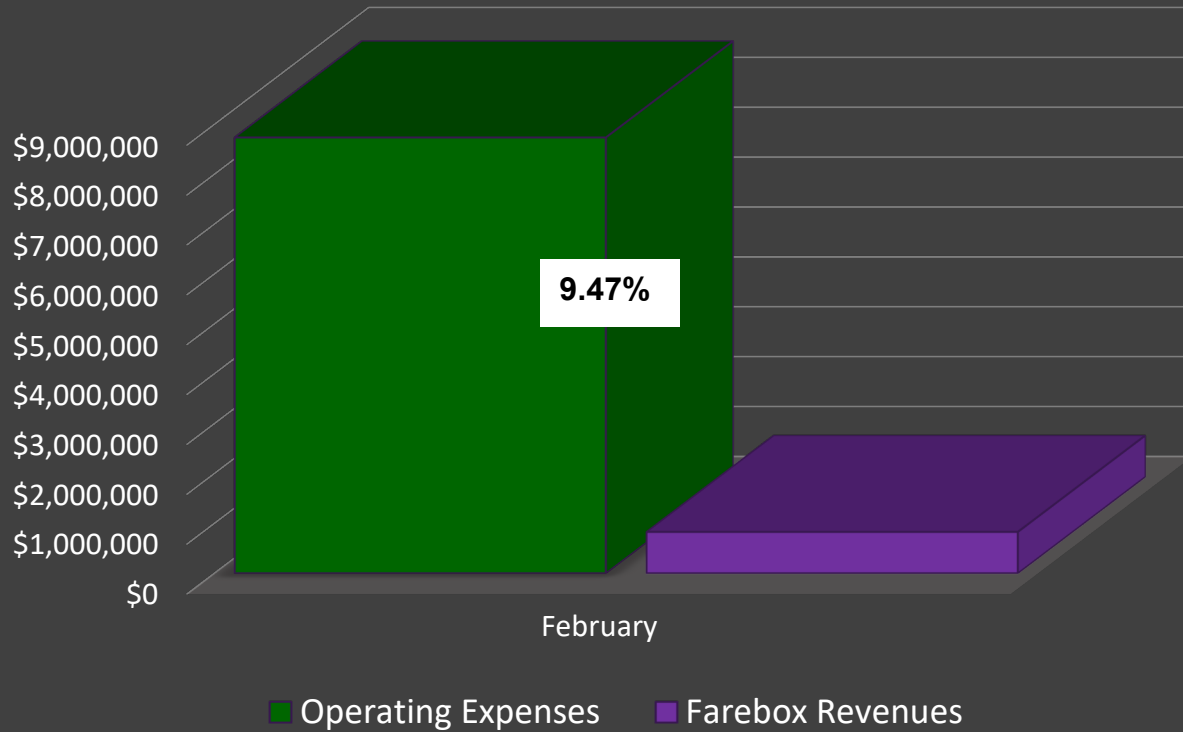


# Ridership

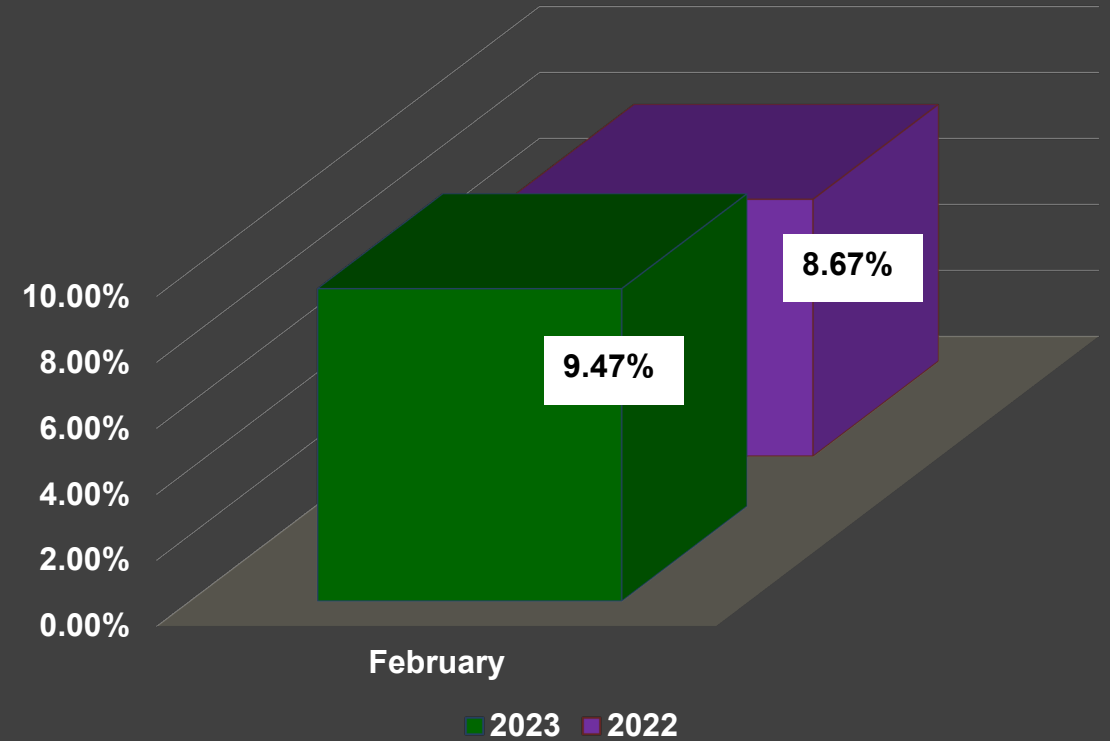
Ridership in February decreased by 2.5% when compared to January 2023 actuals. In February, total system ridership (bus, streetcar and paratransit) was 730K, compared to 748K for the previous month of January. This decrease is likely due to people being off from work or school during Mardi Gras. The results show improved but mixed results across the spectrum.



## TOTAL OPERATING EXPENSES, FAREBOX REVENUE & FAREBOX RECOVERY



## FAREBOX RECOVERY RATES 2023 vs 2022

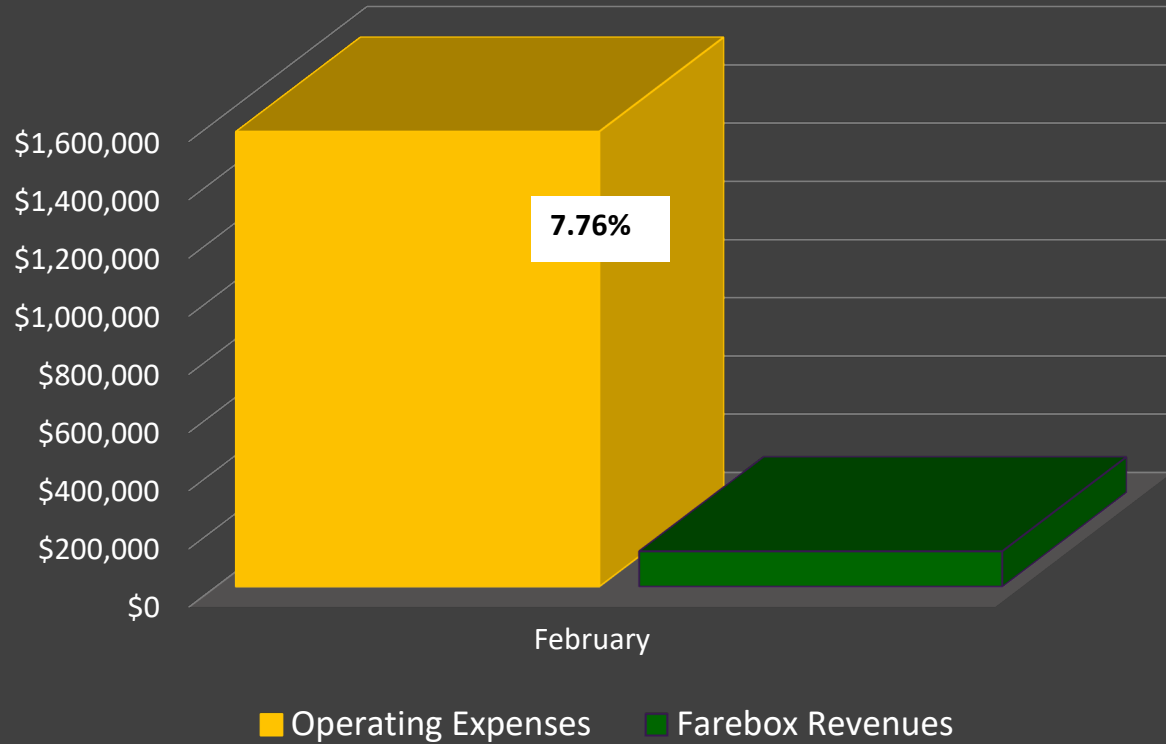


### ***Farebox Recovery Rates 2023 vs. 2022***

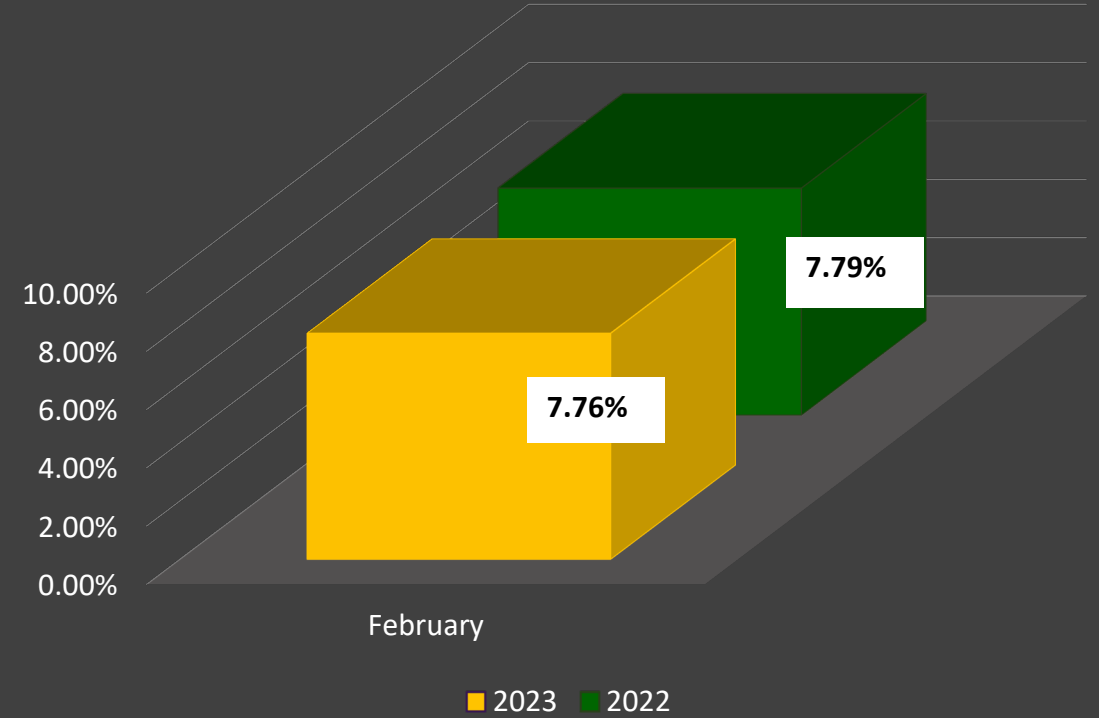
Fare revenue continues to offset a slightly modest percentage of operating expenses as ridership continues to rebound. February's farebox recovery rate decreased slightly from 10.25% in the prior month to 9.47%; a total decrease of 0.78%. This is due to an increase in agency expenses during Mardi Gras.



## TOTAL OPERATING EXPENSES, FAREBOX REVENUE & FAREBOX RECOVERY



## FAREBOX RECOVERY RATES 2023 vs 2022



### ***FERRY- Farebox Recovery Rates 2023 vs. 2022***

The decrease in farebox recovery to 7.76% in February from 11.01% in January is a result of an increase in operating expenses and an increase in passenger revenues from the prior month. This is due to an increase in agency expenses during Mardi Gras. Fare revenues continue to offset a small percentage of operating costs.

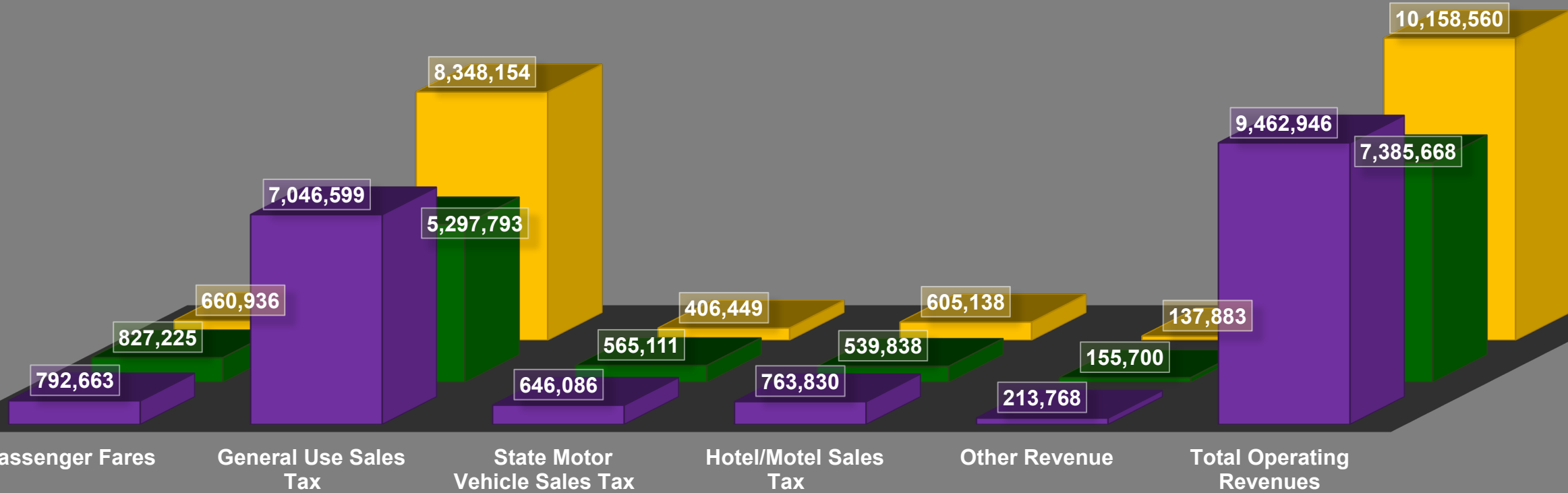


# February 2023 Summary of Sources

## SUMMARY OF SOURCES

	Budget	Actuals	\$ Change	% Change	YTD Budget	YTD Actuals
Sales Tax	8,456,515	6,402,742.67	(2,053,772.33)	-24.29%	16,749,355	16,109,179
Government Assistance	2,942,178	1,404,195.47	(1,537,982.53)	-52.27%	5,790,998	2,798,837
<b>Sales Tax and Government Assistance</b>	<b>11,398,693</b>	<b>7,806,938</b>	<b>(3,591,754.86)</b>	<b>-31.51%</b>	<b>22,540,353</b>	<b>18,908,016</b>
Passenger Fares	792,663	827,224.76	34,561.76	4.36%	1,585,326	1,670,736
Other Operating Revenues	213,768	155,700.14	(58,067.86)	-27.16%	427,535	321,383
<b>Subtotal Transit Operations</b>	<b>1,006,431</b>	<b>982,924.90</b>	<b>(23,506.10)</b>	<b>-2.34%</b>	<b>2,012,861</b>	<b>1,992,119</b>
<b>Total Operating Revenues</b>	<b>12,405,124</b>	<b>8,789,863.04</b>	<b>(3,615,260.96)</b>	<b>-29.14%</b>	<b>24,553,214</b>	<b>20,900,135</b>
Federal Capital Funding - RTA	2,058,594	604,047.03	(1,454,546.97)	-70.66%	4,117,188	1,721,687
Federal Capital Funding - Maritime Only	(608,083)	(1,131.06)	606,951.94	-99.81%	(1,216,166)	(1,131)
Investment Income	6,247	114,192.78	107,945.78	1727.96%	12,494	239,147
<b>Subtotal Capital and Bond Resources</b>	<b>1,456,758</b>	<b>717,108.75</b>	<b>(739,649.25)</b>	<b>-50.77%</b>	<b>2,913,516</b>	<b>1,959,703</b>
<b>Total Revenue</b>	<b>13,861,882</b>	<b>9,506,971.79</b>	<b>(4,354,910.21)</b>	<b>-31.42%</b>	<b>27,466,730</b>	<b>22,859,838</b>
Operating Reserve	0	1,546,951.94	1,546,951.94	100.00%	517,715	(1,918,103)
<b>Total Sources</b>	<b>13,861,882</b>	<b>11,053,923.73</b>	<b>(2,807,958.27)</b>	<b>-20.26%</b>	<b>27,984,445</b>	<b>20,941,735</b>

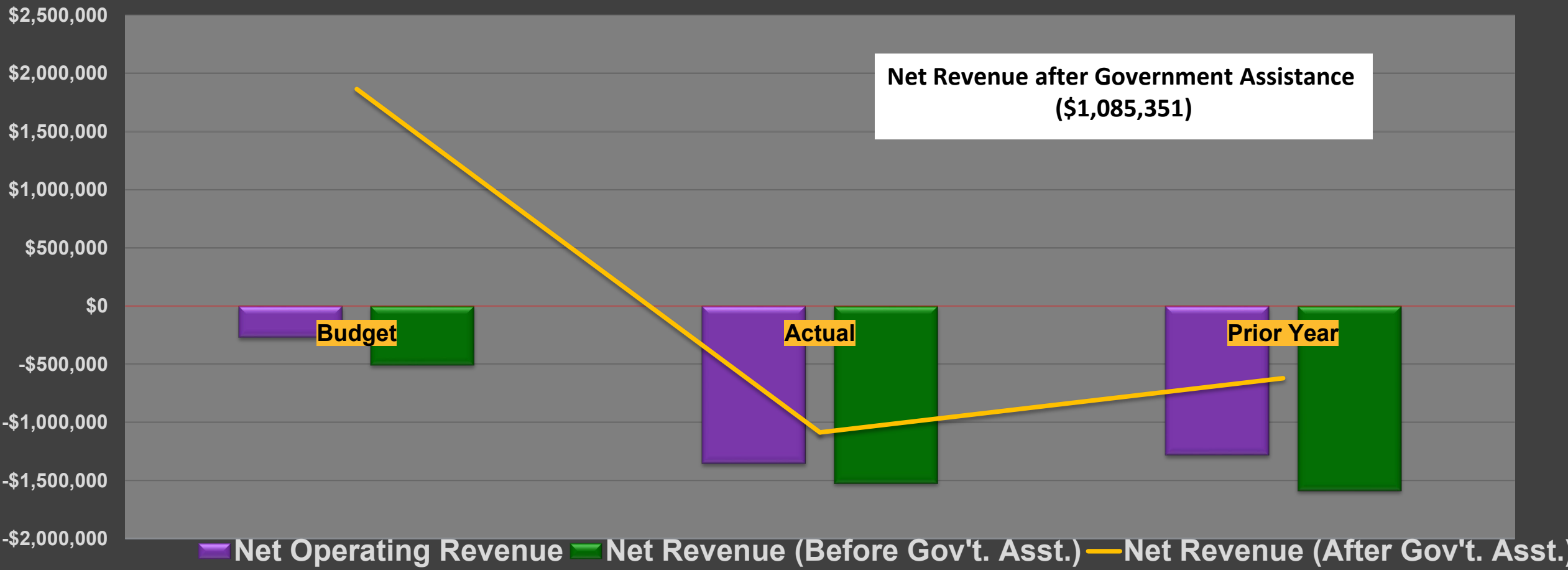
■ Budget    ■ Actual    ■ Prior Year



## Operating Revenues (Budget, Actual & Prior Year)

RTA's two largest revenue sources are General Use Sales Tax (\$5.3M) and Fare Revenue (\$827K). The two combined make up 82.9% or \$6.1M of total revenue. Overall, total operating revenues for the month of February are \$7.4M.





## ***Net Revenues (Before and After Government Assistance)***

Net Revenue (Before Government Assistance) is -\$1.5M for the month of February. After applying the month's \$1.4M in Government Operating Assistance, Net Revenue is -\$1.1M for the month of February.



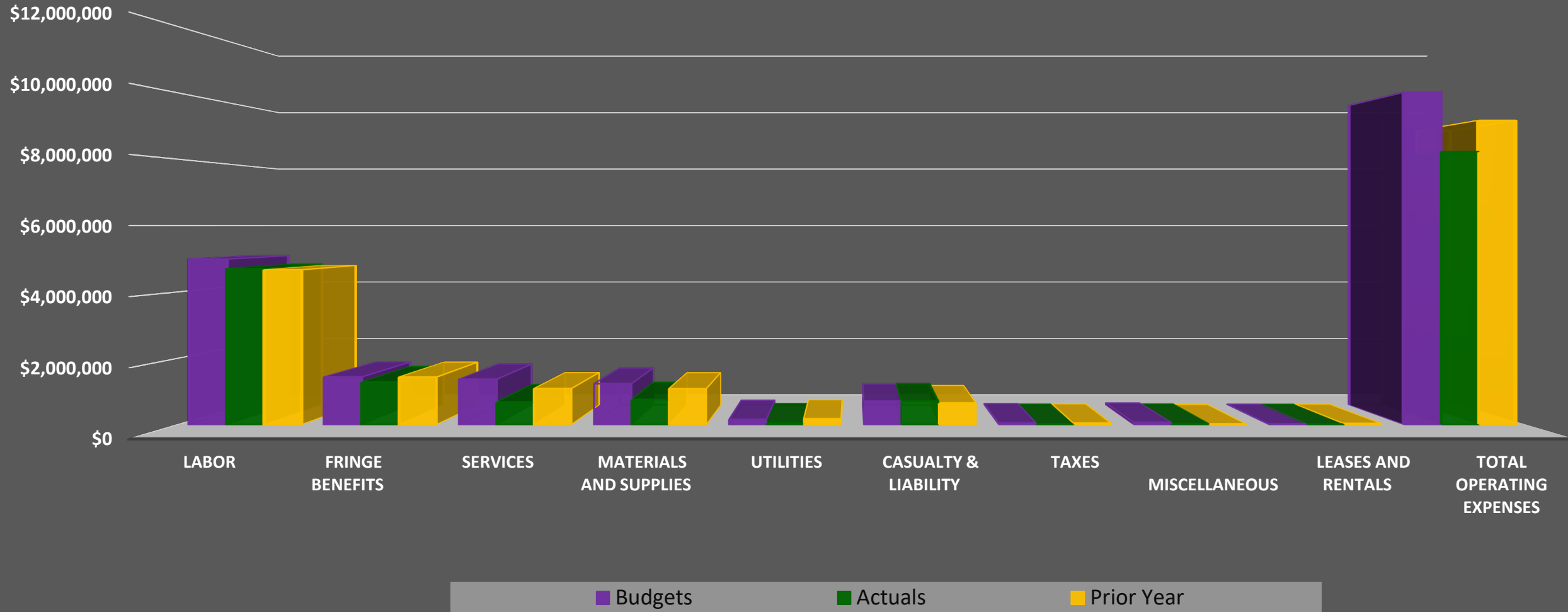
# February 2023 Summary of Uses

## Summary of Uses

	Budget	Actuals	\$ Change	% Change	YTD Budget	YTD Actuals
Transit Operations	9,734,376	8,736,864.42	997,511.58	10.25%	19,745,850	16,992,616
TMSEL Legacy Costs	239,161	172,719.45	66,441.55	27.78%	478,323	397,140
Maritime Costs	567,395	965,629.73	(398,234.73)	0.00%	1,118,372	1,091,007
Capital Expenditures - RTA	3,235,256	604,047.03	2,631,208.97	81.33%	6,470,512	1,721,687
Capital Expenditures - Maritime Only	(586,417)	13,791.52	(600,208.52)	102.35%	(1,172,834)	13,792
FEMA Project Worksheet Expenditures	0	0.00	0.00	0.00%	0	0
Debt Service	672,111	560,871.58	111,239.42	16.55%	1,344,222	725,493
<b>Total Expenditures</b>	<b>13,861,882</b>	<b>11,053,923.73</b>	<b>2,807,958.27</b>	<b>20.26%</b>	<b>27,984,445</b>	<b>20,941,735</b>
Operating Reserve	0	0.00	0.00	0.00%	0	0
<b>Total Uses</b>	<b>13,861,882</b>	<b>11,053,923.73</b>	<b>2,807,958.27</b>	<b>20.26%</b>	<b>27,984,445</b>	<b>20,941,735</b>



## Operating Expenses (Actual - \$8,736,864)

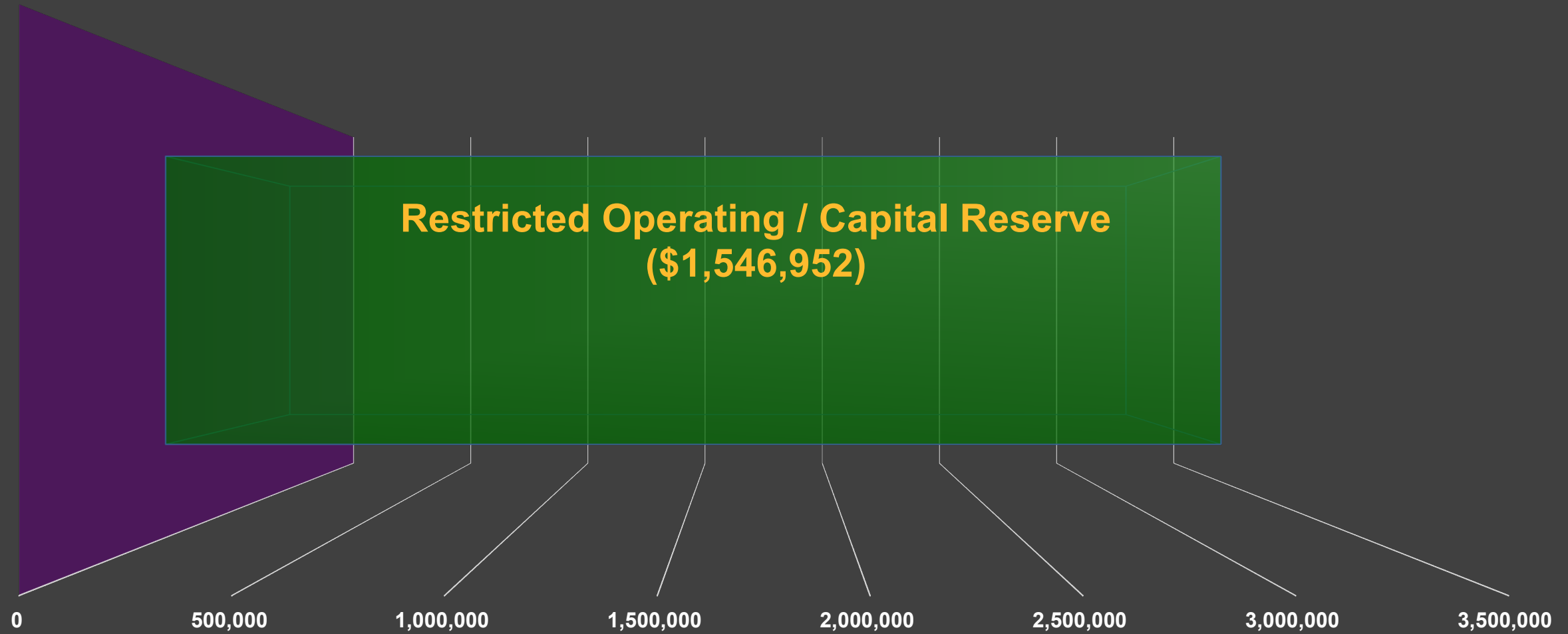


# Operating Expenses

Operating Expenses for the month of February are roughly \$8.7M. Labor and Fringe Benefits, the largest expenditure at \$6.4M, comprised 72.8% of this month's actual expenses.

In total, Operating Expenses for the month of February show an increase of 6.2% from \$8.2M in January.





## ***Operating Reserve***

The negative variance that resulted from Net Revenue (After Government Assistance of approximately \$1.4M) deducted \$1.5M from the Restricted Operating/Capital Reserve after the offset of \$561K in Debt Service.



# Procurement

Purchase Orders Less than \$100K  
(March 3, 2023 – April 4, 2023)

PURCHASE ORDER #	VENDOR	COST CENTER	COSTER CENTER DESCRIPTION	TRANS	REFERENCE	ORDER TOTAL
914149-005	August Buiding Maintenance	1284302	Building Maintenance	3/7/2023	2 Month Janitorial Services	76,000.00
913615-003	Fire & Safety commodities	1460099	Safety	3/13/2023	Repair Of Extinguishers	1,200.00
914827	Kenworth of Louisiana	1430002	Bus Maintenance	3/10/2023	Bus Repairs	21,751.19
914853	Janek Corporation	1430003	Streetcar maintenance	3/21/2023	Module Repairs	8,700.00
914856	CCS Industrial Services	1284302	Building Maintenance	3/21/2023	Boiler & Blower Repairs	4,605.00
914858	Tri State Refrigeration	1430002	Bus Maintenance	3/10/2023	Bus Hvac Repairs Services	24,000.00
914871	Jasper Engines & Transmissions	1450006	Support Vehicle Maintenance	3/23/2023	Engine Installation	5,541.00
914874	Kenworth of Louisiana	1430002	Bus Maintenance	3/23/2023	Bus Repairs	7,638.65
914877	VMWare	1290002	IT	3/23/2023	Support Maintenance	4,287.00
914878	Convergint Technologies	LA2022-026	Ferry Operations - CSFT	3/24/2023	State Contract - Security Cameras	40,945.44
914337-002	The Kennedy Group	1830002	Risk Management	3/24/2023	Excess Auto/General Premium	6,683.14
913172-002	Rudy Smith Services	1430002	Bus Maintenance	3/27/2023	Bus Towing Services	4,999.99
914110-006	CDW Services LLC	1PWE010	Infrastructure	3/22/2023	Napoleon Repairs/Renovations	51,291.67
914891	Kenworth of Louisiana	1430002	Bus Maintenance	3/29/2023	Bus Repairs	22,992.81
914840	The Kennedy Group	1830002	Risk Management	3/14/2023	Excess Worker Compensation	33,948.00
914902	Trane	1284306	Infrastructure	4/4/2023	Chiller Troubleshooting	743.00

Total Value

315,326.89




***Questions?***





# ***Agenda***

## **7. DBE Report**



**04/13/2023**

*Regional Transit Authority*

Disadvantaged Business Enterprise (DBE) Program



## ***Contract Awards March 2023***

\$1,192,550 in contracts were awarded

- \$200,000 was awarded to DBE firms.
- Of the DBE contracts \$200,000 was awarded to DBE Prime Contractors and \$945,270 was awarded to SBE Prime Contractors.

Total DBE participation (commitment) is 17%.





# ***Current DBE Projects***

<b>Project</b>	<b>Contract Amount</b>	<b>DBE Goal</b>	<b>DBE Goal</b>	<b>% Goal Achieved</b>	<b>Tentative Completion Date</b>
CMAR – Canal Street Ferry Terminal (Construction)	\$19,861,432	\$7,004,708	30.55%	15%	5/2023
Disaster Recovery Grants Management and Administration	\$137,888	\$67,565	49%	39%	9/2023
Transit Ferry Services	\$8,442,843	\$842,442	10%	26%	1/2024
East New Orleans Maintenance Building	\$737,577	\$132,763	18%	20%	5/2022





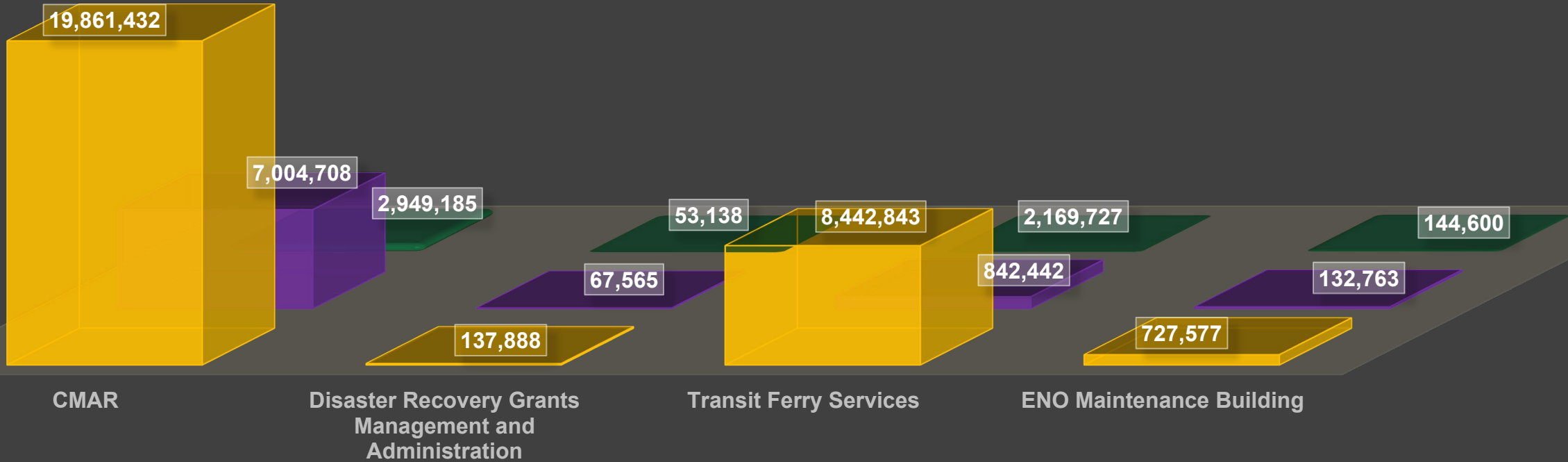
# ***Current DBE Projects***

<b>Project</b>	<b>Contract Amount</b>	<b>DBE Goal</b>	<b>DBE Goal</b>	<b>% Goal Achieved</b>	<b>Tentative Completion Date</b>
Business Intelligence & Data Management Reporting System	\$331,497	\$331,497	100%	52%	10/2024
On Call Technical Safety Support	\$300,000	\$300,000	100%	28%	10/2024
Napoleon Facility Renovation & Upgrade	\$4,921,590	\$1,460,536	30.8%	4%	6/2023
Rampart Streetcar Line: Emergency Repair Project	\$1,021,000	\$141,204	13.83%	0%	4/2023

■ Contract Amount

■ DBE Goal

■ DBE Goal Achieved



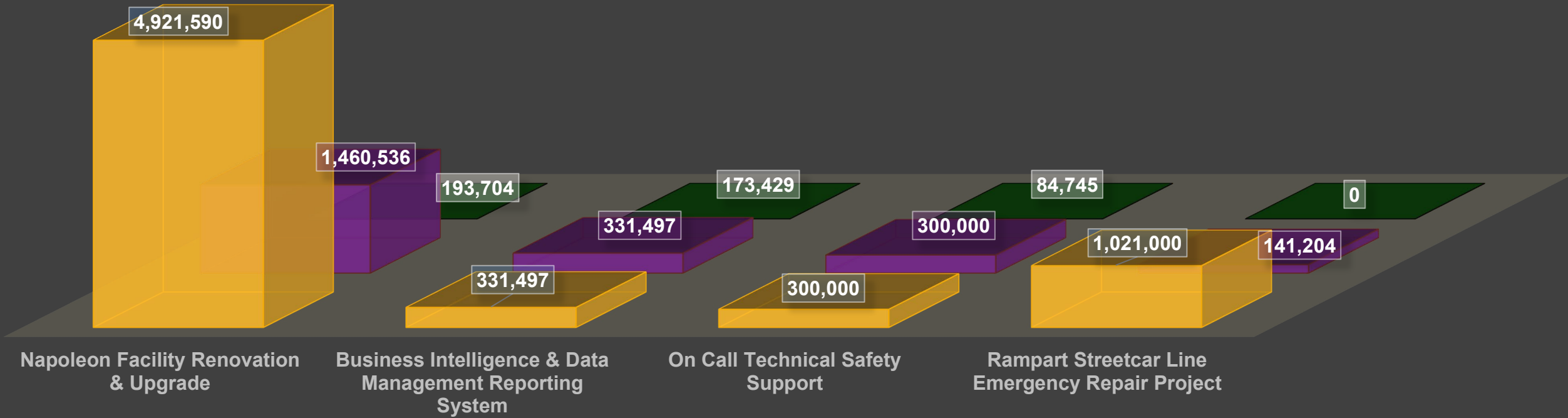
## *Current DBE Projects*



Contract Amount

DBE Goal

DBE Goal Achieved



## *Current DBE Projects*



# ***Current SBE Projects***

<b>Project</b>	<b>Contract Amount</b>	<b>SBE Goal</b>	<b>SBE Goal</b>	<b>% Goal Achieved</b>	<b>Tentative Completion Date</b>
DBE Consulting Services	\$181,682	\$181,682	100%	75%	3/2023
Construction Cost Audits	\$78,902	\$78,902	100%	78%	6/2023
Bus Rapid Transit Feasibility Study	\$599,949	\$599,949	100%	59%	3/2023
On Call A&E Services for Design of Interim Downtown Transit Hub	\$70,000	\$70,000	100%	98%	9/2023



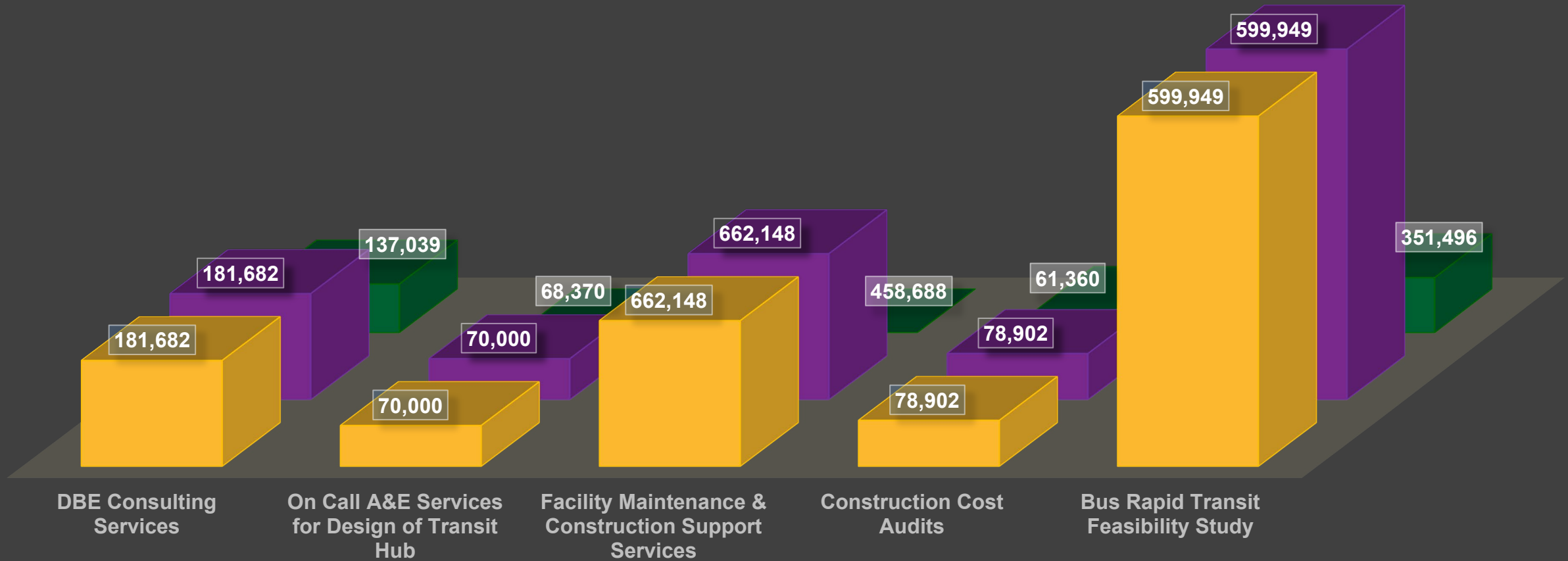
# Current SBE Projects

Project	Contract Amount	SBE Goal	SBE Goal	% Goal Achieved	Tentative Completion Date
Facility Maintenance & Construction Support Services	\$717,506	\$717,506	100%	64%	9/2023
Classification and Compensation Study	\$166,000	\$166,000	100%	87%	3/2023
Leadership & Change Management Training	\$449,200	\$449,200	100%	60%	5/2023
Temporary Janitorial Services	\$654,000	\$654,000	100%	99%	3/2023
Advertising Campaigns & Media Buying Services	\$400,000	\$400,000	100%	0%	2/2024
Non-Advertisement Bus Shelters	\$745,270	\$745,270	100%	0%	4/2024

Contract Amount

SBE Goal

SBE Goal Achieved

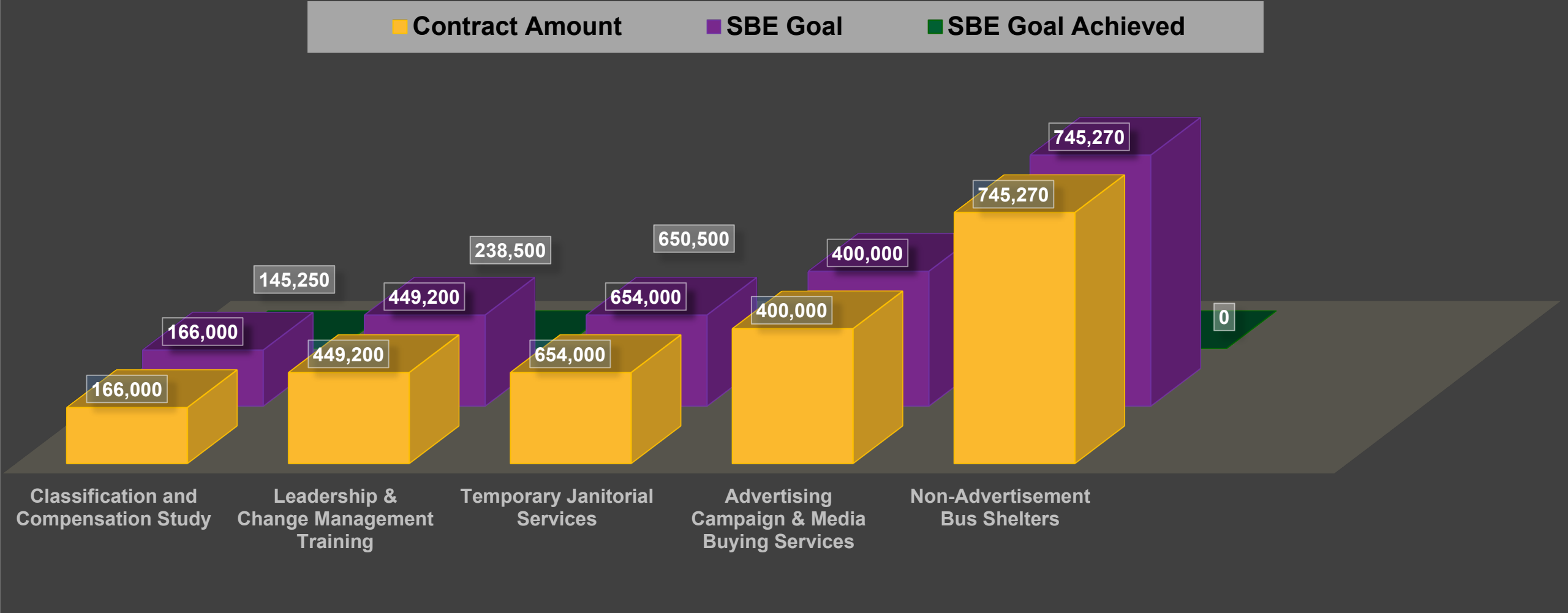


## *Current SBE Projects*

■ Contract Amount

■ SBE Goal

■ SBE Goal Achieved



# Current SBE Projects





# *Upcoming DBE/SBE Projects*

## DBE/SBE Goal

### Current Solicitation

RFP 2023-001 Transit Security Services  
(TEC interviews TBD)

23% DBE



# DBE/SBE Outreach Events

## Back for the Win!

**We're back!** Join us at the Morial Convention Center for our WIN Event hosted by Rocsean Spencer, Chief Diversity Officer. This outreach event has been curated explicitly for small disadvantaged businesses in our community. The WIN event creates an opportunity for us to interact with small business owners and inform them of upcoming opportunities available; and how to pursue contracts with Morial Convention Center.

**Wednesday, April 19  
10 a.m.**

Rivergate Meeting Room at the  
New Orleans Ernest N. Morial Convention Center  
(Julia St. entrance)



**SMALL & EMERGING BUSINESSES**  
ERNEST N. MORIAL NEW ORLEANS EXHIBITION HALL AUTHORITY



# ***DBE/SBE Business Development Trainings***

## **DBE Workshop: Success through Certifications**

In this workshop, you will receive Hands-on step-by-step review of getting DBE certified with RTA that you can use for other federally funded transportation projects.

**Tuesday, April 25th from 5:30 PM to 7:30 PM**

RTA Board Room, 2nd Floor

2817 Canal Street, New Orleans





# ***DBE/SBE Opportunity Conference***



The Regional Transit Authority has over \$30 million in open contracts for the capital program and we are anticipating spending more dollars on upcoming projects within the next few months. To ensure that disadvantaged and small businesses have access to the economic opportunity these projects afford, the RTA is hosting an Opportunity Conference to provide information on upcoming projects.

Please take advantage of this opportunity to get information about these upcoming projects, as well as information about the DBE/SBE program and the procurement process.

## **DBE/SBE OPPORTUNITY CONFERENCE**

*For Disadvantaged and  
Small Business Enterprises*

**Date:** Wednesday, May 10, 2023

**Time:** 5:30PM

**Location:** McDonogh #35  
Senior High School Auditorium  
4000 Cadillac Street  
New Orleans, LA 70122




***Questions?***





# ***Agenda***

## **8. Infrastructure & Planning Report**



**04/13/2023**

*Regional Transit Authority*

Infrastructure & Planning Report



# Open Projects: Construction

## Canal Street Ferry Terminal

**Engineer:** Infinity Engineering Consultants LLC

**Contractor:** Woodward/APC

**Contracting Strategy:** CMAR

**Project Costs:**


Design & Construction: \$54,488,287

**Status:**

- Wharf: **complete**
- Terminal Building: **Substantially Complete**
- Towers: East Tower elevator install is complete, West Tower elevator install has started;  
**Work estimated to complete mid-May**

**Schedule:**

- Substantial Completion: May 2023
- Audubon Riverfront Enhancements: July 2023





# Open Projects: Construction

## Napoleon Facility Stabilization

**Engineer:** Landmark

**Contractor:** C.D.W. Services LLC

**Contracting Strategy:** D/B/B

**Project Costs:**

- Construction: \$4,108,598

**Status:**

- Additional remediation in walls required
- Utilities for sewer/water connection not in as-builts

**Schedule:**

- Anticipated Substantial Completion: July 2023







# Open Projects: Construction

## Rampart Streetcar Restoration

**Engineer:** AECOM

**Contractor:** Walter J Barnes Electric

**Contracting Strategy:** D/B/B

**Project Costs:**

- Construction: \$1.02 million

**Status:**

- Permit issued by CNO
- Work underway

**Schedule:**

- Anticipated Substantial Completion: August 2023
- Revenue service begins: **September 2023**





# Open Projects: Procurement

## 2023 Shelter Installation

**Engineer:** Infinity

**Contractor:** Pivotal Engineering

**Contracting Strategy:** D/B/B

**Project Costs:**

- Design: \$112,000
- Construction: \$1,062,100 (20% contingency)

**Schedule:**

- Anticipated construction NTP: April 2023
- Anticipated Substantial Completion: September 2023





# Open Projects: Design

## Algiers Ferry Terminal Revitalization

**Engineer:** TBD

**Contractor:** TBD

**Contracting Strategy:** D/B/B

**Project Budget:**

Total: \$3,046,335 (80% grant funded)

**Description:**

Rehabilitate and modernize the 40-year-old Algiers Ferry Terminal for modern vessels and access, add Marine administrative offices, develop concessions/public space

**Schedule:**

- Assign Task to On-Call A/E Firm: May 2023
- Community design input: June – September 2023
- Solicit for Construction Contractor: October 2023
- Construction NTP: December 2023
- Substantial Completion: December 2024





# Open Projects: Planning

## BRT: East-West Bank Corridor

**Planning:** ILSI/HNTB/Hawthorne

**Engineer:** TBD

**Contractor:** TBD

**Contracting Strategy:** CMAR

### **Project Budget:**

Planning: \$600,000

Design/Construction: \$250-350 million

### **Schedule:**

- Finalize LPA Adoption: **Complete**
- Complete Feasibility Study: April 2023
- Submit CIG Entry Application: April/May 2023
- RFQ for Design/Environmental: May 2023
- NTP Design/Environmental: July 2023
- Ratings Request Application for CIG: August 2023





# Grants / Funding Request

Grant Program	Funding Request	Status	Federal Amount Awarded	Scope Request
RAISE FY23	\$24.8M Fed + \$5.8M RTA + \$1.4M CNO	Submitted	TBD	RTA will be lead applicant w/ CNO Downtown Transit Center + multi-modal corridor
Lo/No FY23	\$83.3M Fed + \$10.2M RTA	Due April 13	TBD	20 electric buses for 2026 Charging infrastructure Microgrid for energy resilience Workforce development
Capital Investment Grant (CIG)	N/A	Entry Letter by early May	TBD	BRT Design/Construction

***Questions?***





# Agenda

## 9. Procurements

### A. Authorizations:

Trapeze Software Support	23-035
FY2021 Low-No Emissions Bus Program	23-041
OpenGov Budget Software Procurement	23-048
Occupational Safety and Health (OSH) Program Development and Training	23-049

### B. Amendments:

RTA and The Kennedy Group Contract	23-025
Oracle Cloud SaaS Subscription	23-044
Oracle ERP Cloud Implementation	23-045



# Agenda

## 9. Procurements cont'd

### C. Grants:

FY23 Federal Appropriations Request (NOUPT)

23-051

FY24 Federal Appropriations Request

23-053





# ***Agenda***

## **10. Audience Questions & Comments**



# ***Agenda***

## **11. New Business**



# ***Agenda***

## **12. Adjournment**