



March 13, 2025


Regional Transit Authority

Finance Committee



The New Orleans Regional Transit Authority (RTA) hereby declares that, in accordance with La. R.S. 42:17.1 (A)(2)(a)-(c), a meeting will be held on Thursday, March 13, 2025, at 11:00 a.m. The agency's website streams the in-person meeting live, and mask-wearing is encouraged inside the boardroom.

This meeting is accessible to persons with disabilities. To help assure availability, modifications or accommodations linked to a disability must be requested 72 hours before the meeting or hearing. Please direct requests for public meeting accommodations to the Office of Board Affairs, 2817 Canal Street, NOLA 70119, or call 504-827-8341 or by email (rtaboard@rtaforward.org).



Written comments on any matter included on the agenda will be accepted in the following ways: 1) Submission of a Speaker Card on meeting day; 2) Electronically by email sent to: rtaboard@rtaforward.org prior to the meeting; or 3) By U.S. Mail send to 2817 Canal Street, Attention: Office of Board Affairs, New Orleans, LA 70119.



Agenda

- 1. Call to Order**
- 2. Roll Call**



Agenda

3. Consideration of Meeting Minutes

[Finance Meeting Minutes – February 13, 2025]

25-029



Agenda

4. Committee Chairman's Report



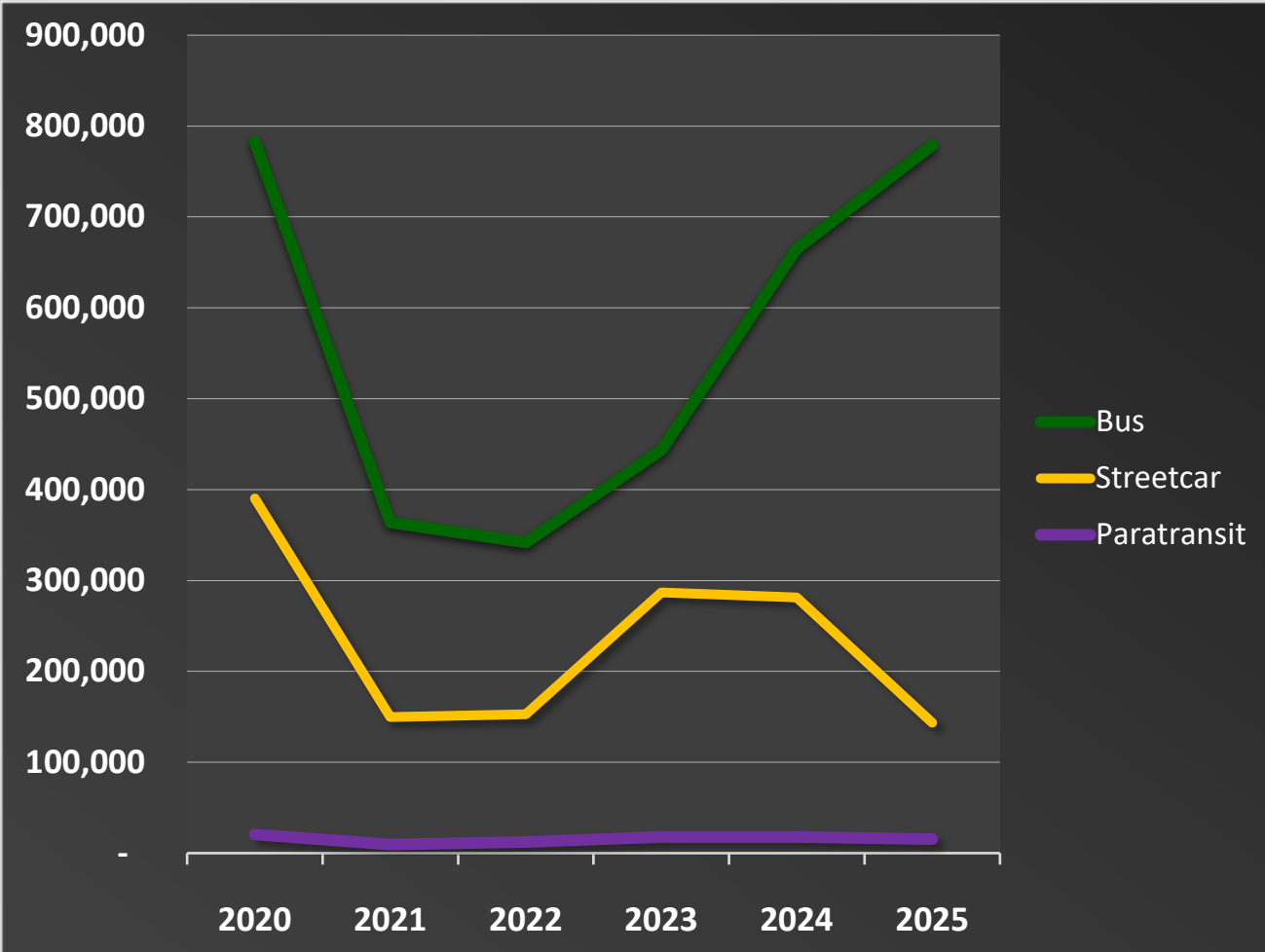
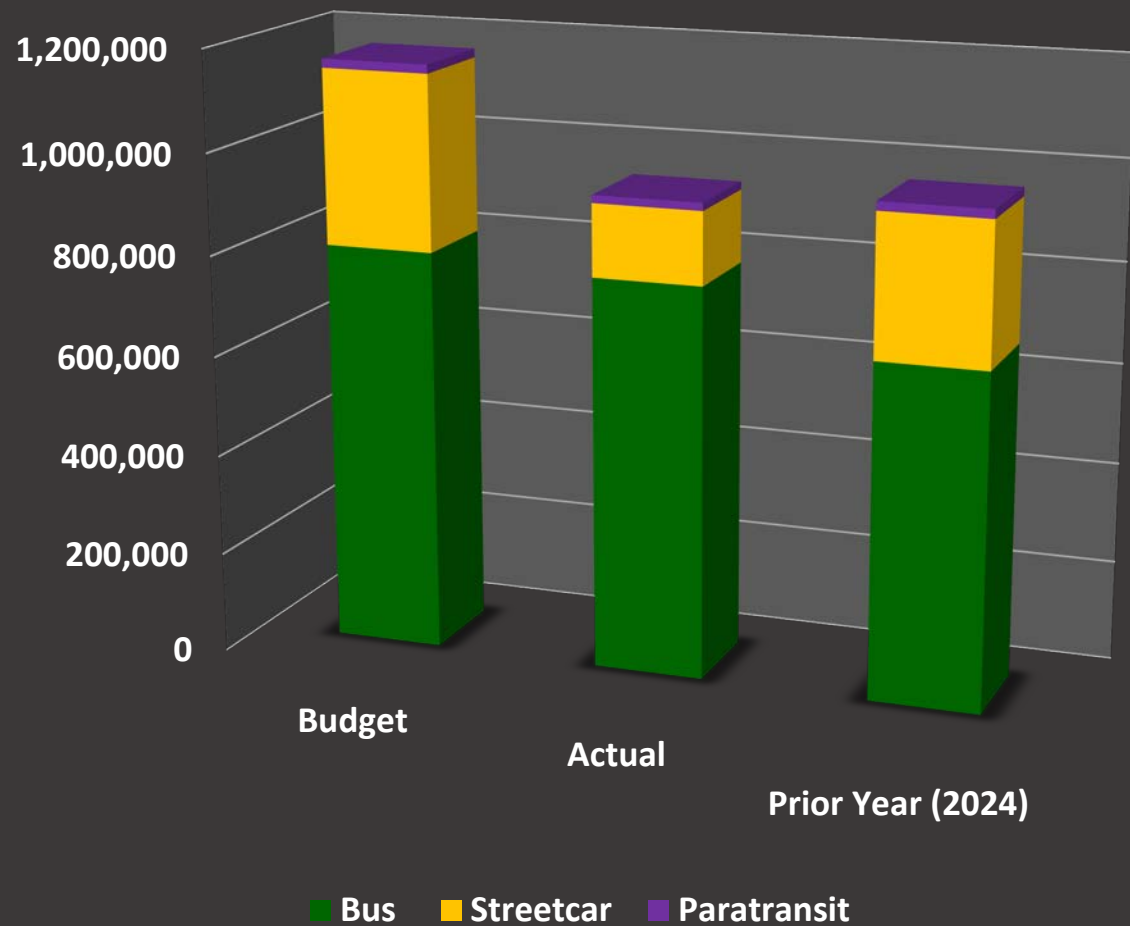
Agenda

5. Chief Executive Officer's Report



Agenda

6. Chief Financial Officer's Report

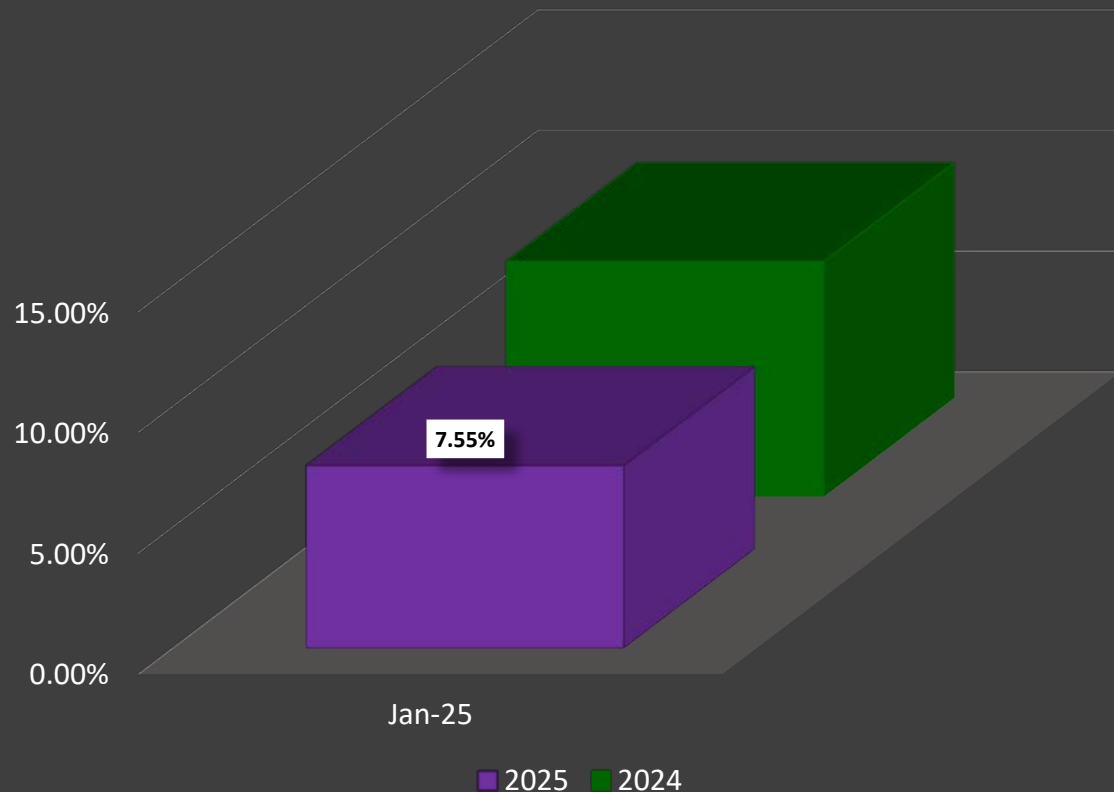


Ridership

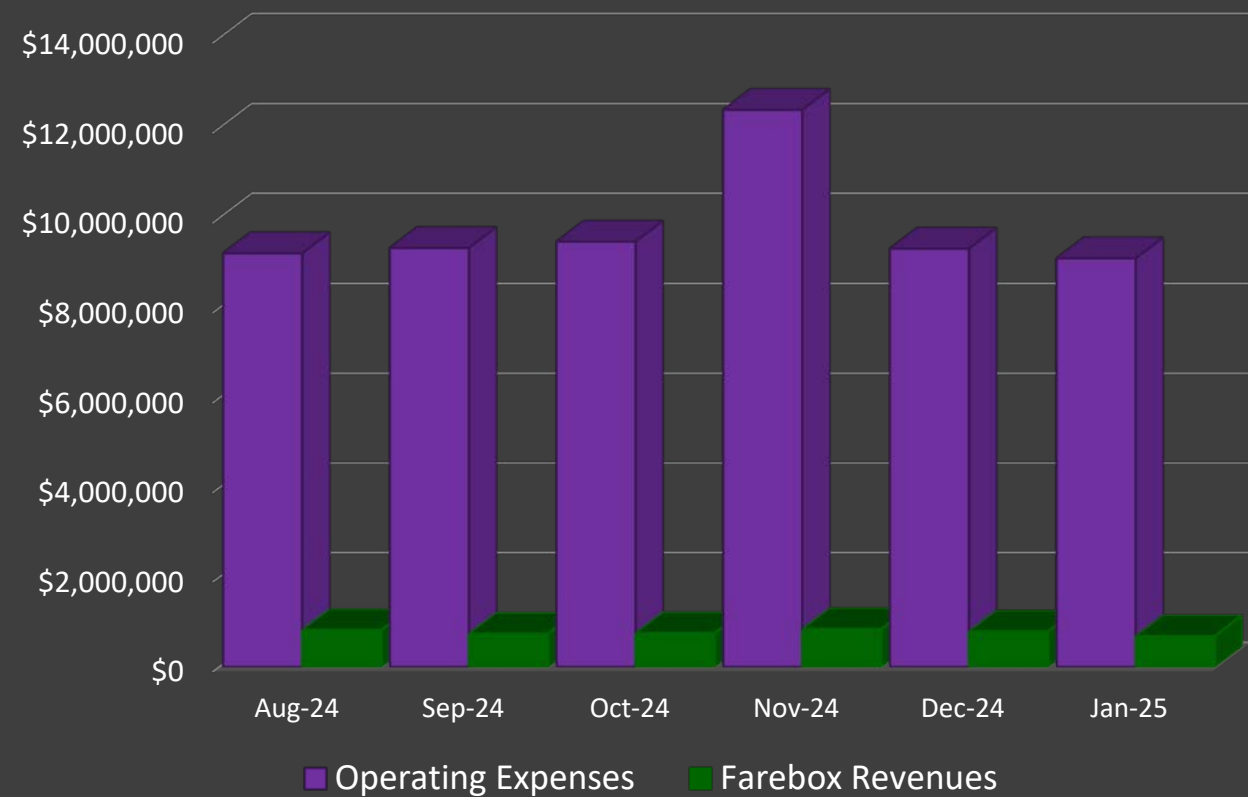
Ridership in January decreased by 18.5% when compared to December 2024 actuals. In January, total system ridership (bus, streetcar and paratransit) was 938K, compared to 1.2M for the previous month of December.



**FAREBOX RECOVERY RATES
2025 vs 2024**



TOTAL OPERATING EXPENSES, FAREBOX REVENUE & FAREBOX RECOVERY

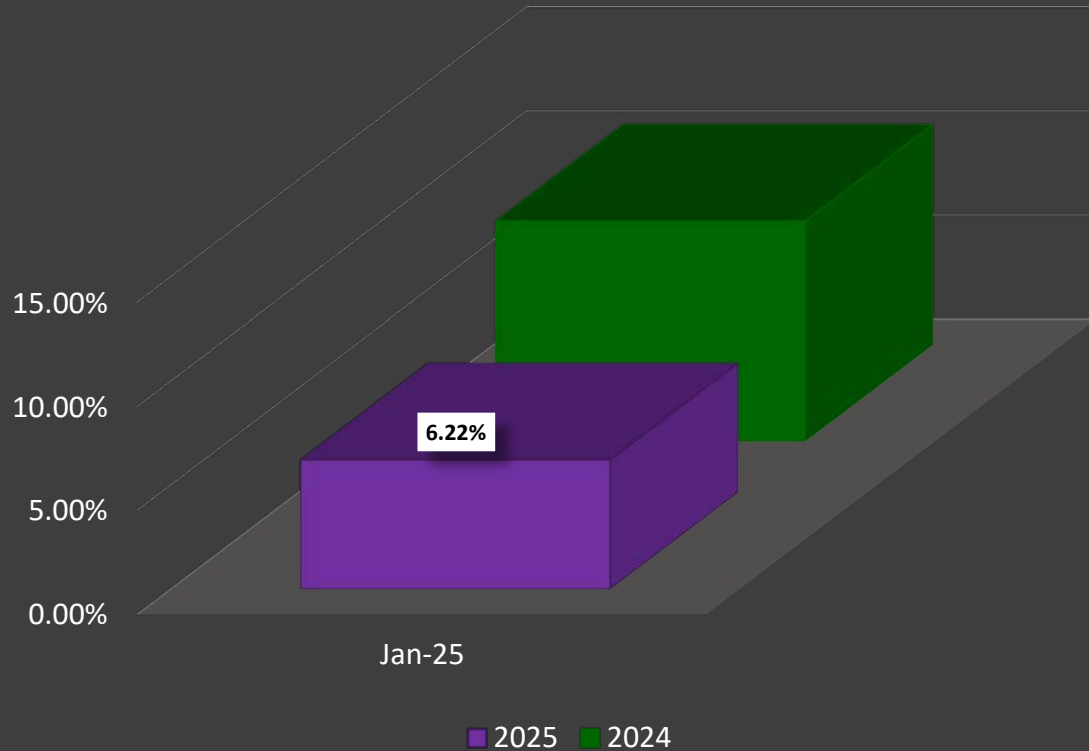


Farebox Recovery Rates 2025 vs. 2024

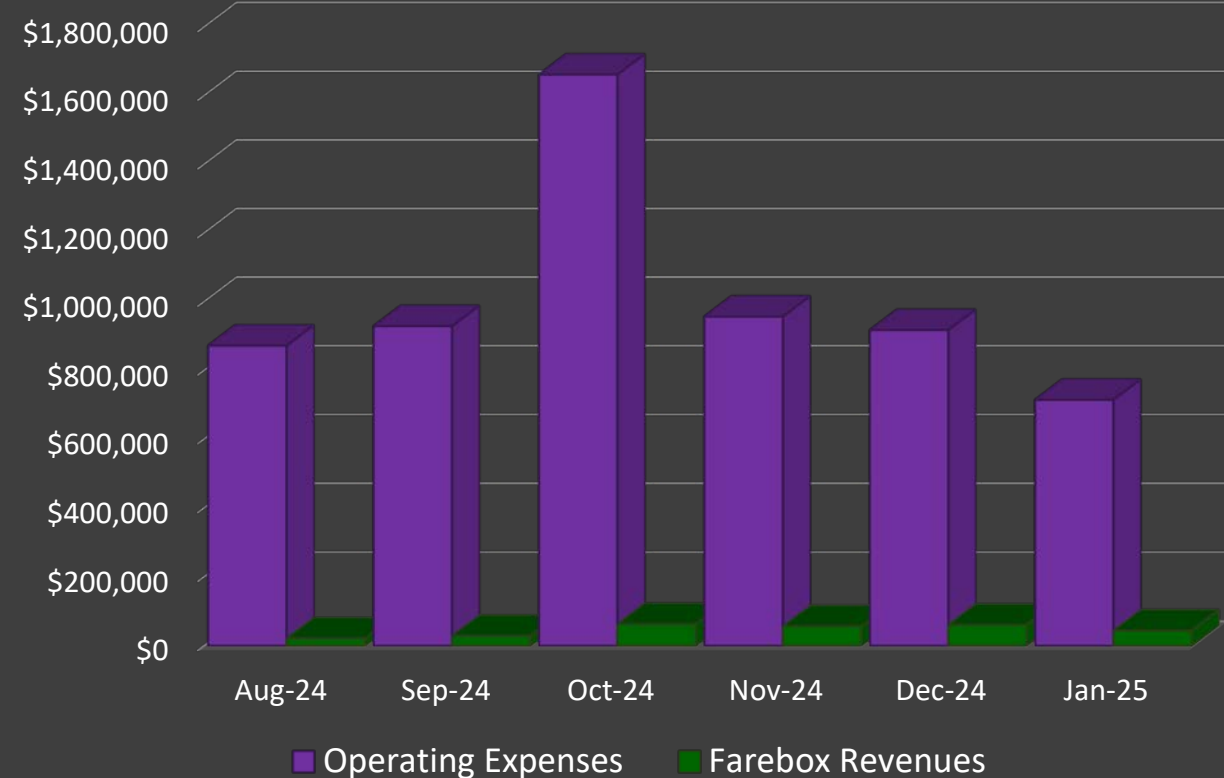
Fare revenue continues to offset a modest percentage of operating expenses as ridership continues to rebound. January's farebox recovery rate decreased from 8.5% to 7.6%, a decrease of 0.9%



**FAREBOX RECOVERY RATES
2025 vs 2024**



**TOTAL OPERATING EXPENSES, FAREBOX REVENUE & FAREBOX
RECOVERY**



FERRY- Farebox Recovery Rates 2025 vs. 2024

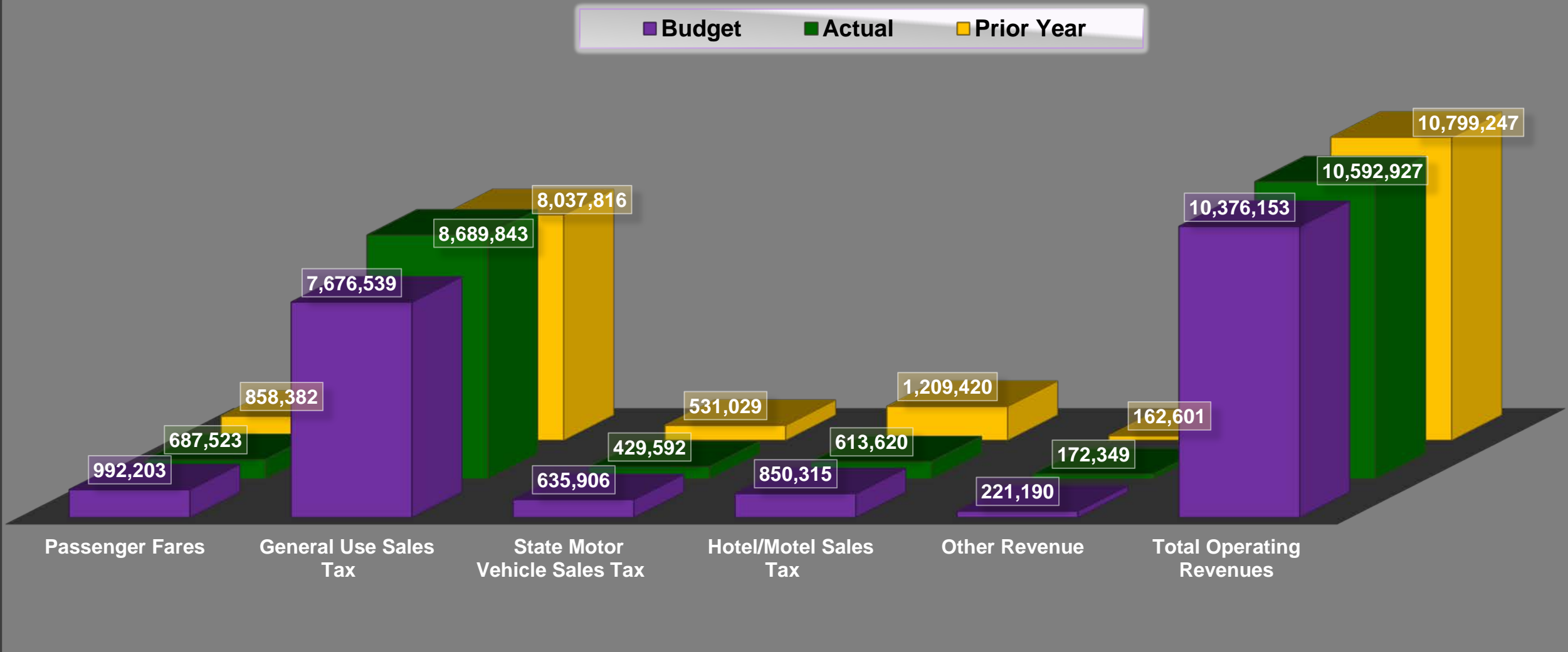
The decrease in farebox recovery to 6.2% in January from 6.7% in December is the result of a decrease in operating expenses and a decrease in fare revenues from the prior month. Fare revenues continue to offset a small percentage of operating costs.





January 2025 Summary of Sources

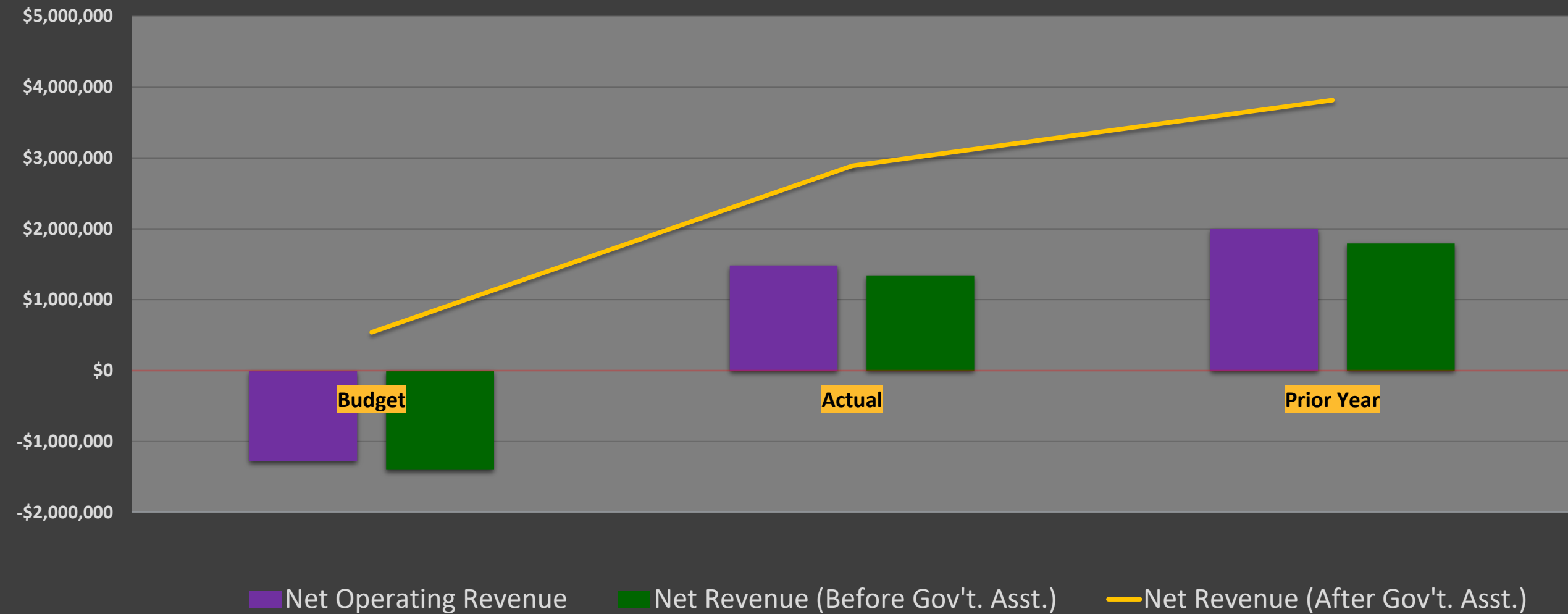
SUMMARY OF SOURCES						
	Budget	Actuals	\$ Change	% Change	YTD Budget	YTD Actuals
Sales Tax	9,162,760	9,733,055	570,295	6.22%	9,162,760	9,733,055
Government Assistance	2,342,727	1,743,253	(599,474)	-25.59%	2,342,727	1,743,253
Sales Tax and Government Assistance	11,505,487	11,476,308	(29,179)	-0.25%	11,505,487	11,476,308
Passenger Fares	992,203	687,523	(304,680)	-30.71%	992,203	687,523
Other Operating Revenues	221,190	172,349	(48,841)	-22.08%	221,190	172,349
Subtotal Transit Operations	1,213,393	859,872	(353,521)	-29.13%	1,213,393	859,872
Total Operating Revenues	12,718,880	12,336,180	(382,700)	-3.01%	12,718,880	12,336,180
Capital Funding	5,275,772	2,672,598	(2,603,174)	-49.34%	5,275,772	2,672,598
Investment Income	131,239	103,041	(28,198)	100.00%	131,239	103,041
Subtotal Capital and Bond Resources	5,407,011	2,775,639	(2,631,372)	-48.67%	5,407,011	2,775,639
Total Revenue	18,125,891	15,111,819	(3,014,072)	-16.63%	18,125,891	15,111,819
Operating Reserve	0	2,148,312	2,148,312	-100.00%	0	2,148,312
Total Sources	18,125,891	17,260,131	(865,760)	-4.78%	18,125,891	17,260,131



Operating Revenues (Budget, Actual & Prior Year)

RTA's two largest revenue sources are General Use Sales Tax (\$8.7M) and Passenger Fares (\$688K). The two combined make up 88.5% or \$9.4M of total revenue. Overall, total operating revenues for the month of January are \$10.6M.





Net Revenues (Before and After Government Assistance)

Net Revenue (Before Government Assistance) is \$1.3M for the month of January. After applying the month's \$1.7M in Government Operating Assistance, Net Revenue is \$2.9M for the month of January.

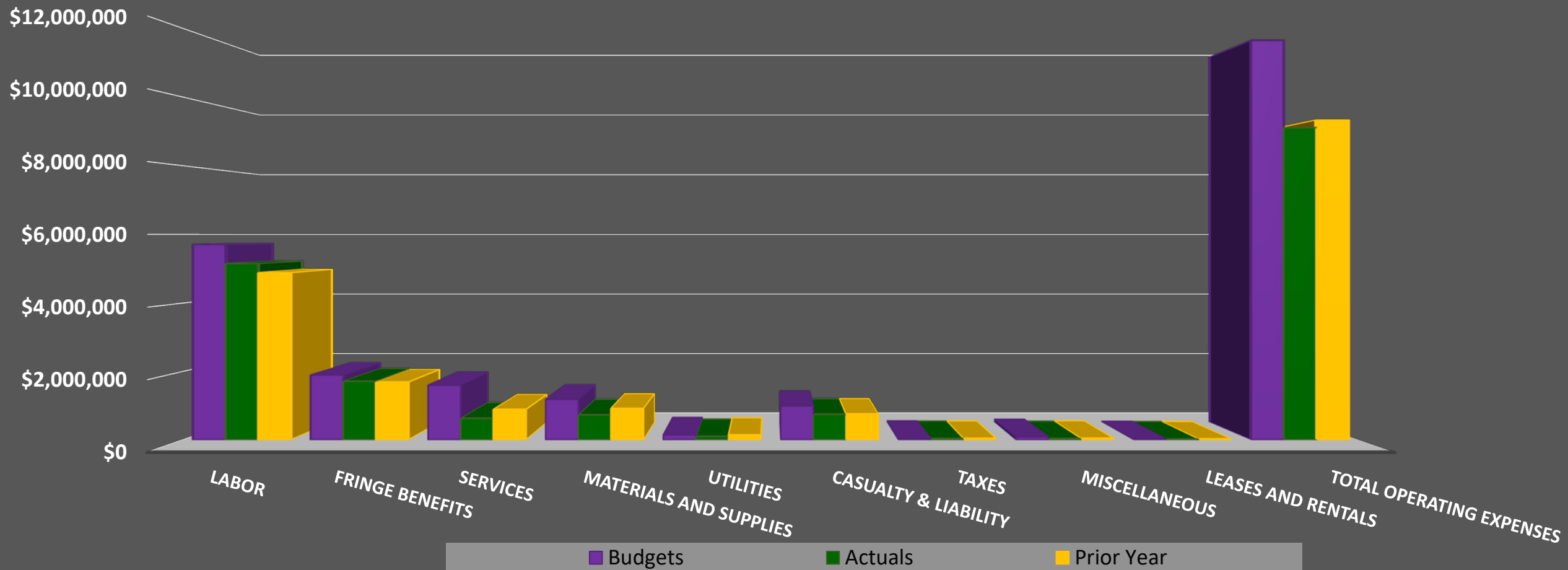




January 2025 Summary of Uses

Summary of Uses						
	Budget	Actuals	\$ Change	% Change		
Transit Operations	11,649,552	9,109,342	2,540,210	21.81%		
TMSEL Legacy Costs	126,694	147,374	(20,680)	-16.32%		
Maritime Costs	401,915	191,359	210,556	0.00%		
Capital Expenditures	5,275,772	2,672,598	2,603,174	49.34%		
FEMA Project Worksheet Expenditures	0	0	0	0.00%		
Debt Service	671,958	5,139,458	(4,467,500)	-664.85%		
Total Expenditures	18,125,891	17,260,131	865,760	4.78%		
Operating Reserve	0	0	0	0.00%		
Total Uses	18,125,891	17,260,131	865,760	4.78%		

Operating Expenses (Actual - \$9,109,342)



Operating Expenses

Operating Expenses for the month of January are roughly \$9.1M. Labor and Fringe Benefits, the largest expenditure at \$6.9M, comprised 75.3% of this month's actual expenses. In total, Operating Expenses for the month of January show a decrease of 2.3% from \$9.3M in December.





Operating Reserve

The negative variance that resulted from Net Revenue (After Government Assistance of approximately \$1.7M) reduced the Restricted Operating/Capital Reserve by \$2.1M, after the offset of \$5.1M in Debt Service.





Procurement

Purchase Orders Less than \$100K
(February 1, 2025 – February 28, 2025)

Order	Supplier	Cost Center Code	Cost Center Description	Account	Creation Date	Description	Purchase Order Amount
RTAP_01182	CARAHSOFT TECHNOLOGY CORP.	7500	Budget	01-7500-02-7080-171-89-00-00000-00000	2/4/25	Software License/Training	\$25,097.15
RTAP_01183	SEON SYSTEMS SALES INC	2900	Information Technology	01-2900-02-7140-161-00-00-00000-00000	2/4/25	2024 Commander License Annual Renewal - 280 Vehicles	\$19,040.00
RTAP_01184	DIXIE INDUSTRIES INC	4300	Maintenance	01-4300-04-8510-061-03-00-00000-00000	2/4/25	Materials & Supplies	\$1,892.00
RTAP_01186	EVERON LLC	2843	Facility Maintenance	01-2843-99-7670-124-00-00-00000-00000	2/5/25	Emergency Repair Sprinkler Drain System	\$3,127.78
RTAP_01187	JR CHEMICAL SALES	4300	Maintenance	01-4300-99-8620-124-00-00-00000-00000	2/5/25	Degreaser	\$410.24
RTAP_01188	JOHN HENRY ENTERPRISES IN	2843	Facility Maintenance	01-2843-99-8620-123-01-00-00000-00000	2/5/25	Materials & Supplies	\$136.00
RTAP_01189	TRI-STATE REFRIGERATION	4300	Maintenance	01-4300-02-7410-061-01-00-00000-00000	2/5/25	Vehicle Repairs And Parts	\$2,020.10
RTAP_01190	KENWORTH OF LOUISIANA LLC	4300	Maintenance	01-4300-02-7360-061-01-00-00000-00000	2/5/25	Vehicle Repairs And Parts	\$4,541.41
RTAP_01191	NU-LITE ELECTRICAL WHOLESALERS	2843	Facility Maintenance	01-2843-99-8620-123-01-00-00000-00000	2/5/25	Materials & Supplies	\$1,061.93
RTAP_01192	SIEMENS INDUSTRY, INC	2843	Facility Maintenance	01-2843-99-7610-127-89-00-00000-00000	2/5/25	Building Repairs And Parts	\$2,674.00
RTAP_01193	CCS INDUSTRIAL SERVICES INC	2843	Facility Maintenance	01-2843-99-7610-127-89-00-00000-00000	2/5/25	Building Repairs And Parts	\$850.00
RTAP_01194	M S BENBOW AND ASSOCIATES	2900	Information Technology	01-2900-02-7140-171-00-00-00000-00000	2/5/25	Software License/Training	\$700.00
RTAP_01195	BROAD AUTO GLASS	2843	Facility Maintenance	01-2843-99-7610-127-89-00-00000-00000	2/5/25	Building Repairs And Parts	\$2,899.67
RTAP_01196	NEW FLYER OF AMERICA	4300	Maintenance	01-4300-02-8510-062-01-00-00000-00000	2/6/25	Materials & Supplies	\$480.16
RTAP_01197	AIRGAS GULF STATES (USE VONDOR #1361793)	4300	Maintenance	01-4300-04-8640-061-03-00-00000-00000	2/6/25	Airgas Cylinder Rental	\$7,640.12
RTAP_01198	TRAPEZE SOFTWARE INC	2900	Information Technology	01-2900-02-7140-012-13-00-00000-00000	2/6/25	Here - Software Update For Fleet Map	\$23,145.00
RTAP_01199	MODEL1	4500	Paratransit Services	01-4500-06-7490-061-05-00-00000-00000	2/6/25	Glass Door (#7415)	\$356.88
RTAP_01200	SEON SYSTEMS SALES INC	2900	Information Technology	01-2900-02-7140-161-00-00-00000-00000	2/6/25	2024 Commander License Annual Renewal - 280 Vehicles	\$19,040.00
RTAP_01201	AMERICAN TRACTION SYSTEMS INC	4300	Maintenance	01-4300-16-8510-061-03-00-00000-00000	2/7/25	Materials & Supplies	\$12,600.00
RTAP_01203	KEN BROWN & SONS, INC.	2843	Facility Maintenance	01-2843-99-8620-125-00-00-00000-00000	2/7/25	Backflow Repair (French Market Bathroom)	\$547.88
RTAP_01204	AIR NU INC	2843	Facility Maintenance	01-2843-99-8620-125-00-00-00000-00000	2/7/25	Materials & Supplies	\$2,511.50
RTAP_01205	GRAINGER (2)	2843	Facility Maintenance	01-2843-99-8620-125-00-00-00000-00000	2/7/25	Ceiling Tiles	\$1,832.20
RTAP_01206	SOUTHEAST SAFETY & SUPPLY CO	2843	Facility Maintenance	01-2843-99-8640-166-00-00-00000-00000	2/7/25	Chemical Pads	\$1,239.00
RTAP_01207	TRANE US INC	2843	Facility Maintenance	01-2843-99-7610-127-89-00-00000-00000	2/7/25	Compressor Repair (It Computer Room)	\$3,329.00
RTAP_01208	GRAINGER (2)	4300	Maintenance	01-4300-06-8640-091-00-00-00000-00000	2/7/25	Pocket Hole Machine	\$621.10
RTAP_01209	VAUGHN'S POWER EQUIPMENT INC	4300	Maintenance	01-4300-16-8640-121-03-00-00000-00000	2/7/25	Ground Materials (Oil, Weed Eater, &Gatorline)	\$2,076.40



Procurement

Purchase Orders Less than \$100K
(February 1, 2025 – February 28, 2025)

Order	Supplier	Cost Center Code	Cost Center Description	Account	Creation Date	Description	Purchase Order Amount
RTAP_01210	SHERWIN-WILLIAMS	4300	Maintenance	01-4300-99-8640-166-03-00-00000-00000	2/7/25	Materials & Supplies	\$314.85
RTAP_01211	ULINE INC	4300	Maintenance	01-4300-99-8640-166-03-00-00000-00000	2/7/25	Materials & Supplies	\$2,960.57
RTAP_01212	NAPA	4300	Maintenance	01-4300-99-8070-031-03-00-00000-00000	2/7/25	Vehicle Repairs And Parts	\$238.72
RTAP_01213	DELL MARKETING LP	2900	Information Technology	01-2900-02-8580-170-00-00-00000-00000	2/10/25	Computer Hardware	\$16,862.45
RTAP_01215	DIXIE INDUSTRIES INC	4300	Maintenance	01-4300-16-8510-061-03-00-00000-00000	2/10/25	Fuses For Storeroom	\$1,872.00
RTAP_01216	MODEL1	4500	Paratransit Services	01-4500-06-8510-061-05-00-00000-00000	2/10/25	Heater & Module	\$1,319.07
RTAP_01217	CDWG	2900	Information Technology	01-2900-02-8580-170-00-00-00000-00000	2/11/25	Computer Hardware & Software	\$7,962.21
RTAP_01218	SIGNVERSE LLC	4600	Safety and Claims	01-4600-02-8460-166-00-00-00000-00000	2/11/25	Physical Security Promo Items	\$3,239.00
RTAP_01220	NAPA (2)	4300	Maintenance	01-4300-06-8640-091-00-00-00000-00000	2/12/25	Bed Storage System	\$8,942.10
RTAP_01221	LOUISIANA OFFICE PRODUCTS	2843	Facility Maintenance	01-2843-99-8690-181-00-00-00000-00000	2/12/25	Conference Chairs	\$0.00
RTAP_01222	UNIVERSITY OF NEW ORLEANS LAKEFRONT CAMPUS	7700	Human Resources	01-7700-02-7181-167-00-00-00000-00000	2/12/25	Professional Services/Employment	\$29,233.00
RTAP_01223	JF PETROLEUM GROUP	2843	Facility Maintenance	01-2843-99-8640-125-00-00-00000-00000	2/13/25	Pump For Eno Motor Oil Tank	\$1,470.00
RTAP_01224	EDDIE'S ACE HARDWARE	4300	Maintenance	01-4300-99-8610-121-03-00-00000-00000	2/13/25	Blacktop Patches For Potholes	\$2,684.90
RTAP_01225	PEARL MEDIA	4300	Maintenance	01-4300-99-8610-121-03-00-00000-00000	2/13/25	Sand Bags	\$2,832.80
RTAP_01226	NU-LITE ELECTRICAL WHOLESALERS	2843	Facility Maintenance	01-2843-99-8620-123-01-00-00000-00000	2/17/25	Stem Conduit Mount Photocontrol Light Sensor	\$568.51
RTAP_01227	DIXIE INDUSTRIES INC	2843	Facility Maintenance	01-2843-99-8620-123-01-00-00000-00000	2/17/25	Steel Plates	\$889.00
RTAP_01143	GRAINGER (2)	4300	Maintenance	01-4300-05-8640-181-03-00-00000-00000	2/17/25	Bottled Water	\$1,320.00
RTAP_01228	JM TEST SYSTEMS INC	4300	Maintenance	01-4300-99-8640-141-03-00-00000-00000	2/17/25	Telescopic Fiberglass Hot Stick	\$2,301.00
RTAP_01229	NAPA	4300	Maintenance	01-4300-99-8640-124-00-00-00000-00000	2/17/25	Discs & Drum Pumps	\$2,650.00
RTAP_01230	GRAINGER (2)	4300	Maintenance	01-4300-16-8640-121-03-00-00000-00000	2/18/25	Sis Equipment Replacement	\$8,183.56
RTAP_01231	NEW FLYER OF AMERICA	4300	Maintenance	01-4300-02-8510-062-01-00-00000-00000	2/18/25	Repair Parts For Accident	\$6,997.66
RTAP_01232	LA WATERS	4300	Maintenance	01-4300-02-8650-061-01-00-00000-00000	2/18/25	Bottled Water	\$2,825.82
RTAP_01233	CARAHSOFT TECHNOLOGY CORP.	2900	Information Technology	01-2900-02-7140-163-00-00-00000-00000	2/18/25	Software License/Training	\$14,496.76
RTAP_01234	TRUCK AND TRANSPORTATION	4300	Maintenance	01-4300-06-7580-091-00-00-00000-00000	2/18/25	Vehicle Repairs And Parts	\$1,350.00
RTAP_01235	TRANE US INC	2843	Facility Maintenance	01-2843-06-7520-125-00-00-00000-00000	2/19/25	Chiller Maintenance (3 Years)	\$26,023.35
RTAP_01236	GENFARE (2)	2943	Information Technology	01-2943-02-8460-111-13-00-00000-00000	2/19/25	Genfare Farebox Replacement Parts	\$70,000.00
RTAP_01237	AIR NU INC	4300	Maintenance	01-0000-00-1302-000-00-00-00000-00000	2/19/25	Air Filters	\$388.80
RTAP_01238	CDWG	2900	Information Technology	01-0000-00-1517-000-00-00-00000-00000	2/19/25	Dji Drone Kit	\$9,184.48
RTAP_01239	GOODYEAR TIRE AND RUBBER COMPANY	4300	Maintenance	01-4300-06-8120-081-00-00-00000-00000	2/20/25	Backhole Front Tires	\$994.99
RTAP_01240	GRAINGER (2)	2843	Facility Maintenance	01-2843-99-8620-123-01-00-00000-00000	2/20/25	Materials & Supplies	\$1,174.25



Procurement

Purchase Orders Less than \$100K
(February 1, 2025 – February 28, 2025)

Order	Supplier	Cost Center Code	Cost Center Description	Account	Creation Date	Description	Purchase Order Amount
RTAP_01241	LAMARQUE FORD	4500	Paratransit Services	01-4500-06-7310-061-05-00-00000-00000	2/20/25	Vehicle Repairs And Parts	\$24,373.50
RTAP_01242	BLUEWATER RUBBER & GASKET COMPANY	4300	Maintenance	01-0000-00-1302-000-00-00-00000-00000	2/20/25	Vehicle Repairs And Parts	\$534.00
RTAP_01243	RELIABLE TRANSMISSION SER	4300	Maintenance	01-4300-02-7310-061-01-00-00000-00000	2/20/25	Vehicle Repairs And Parts	\$10,629.38
RTAP_01244	NEW FLYER OF AMERICA (2)	4300	Maintenance	01-4300-02-8510-062-01-00-00000-00000	2/21/25	Assy Panel Driver Overhead #327	\$1,990.50
RTAP_01245	KENWORTH OF LOUISIANA LLC	4300	Maintenance	01-4300-02-7310-061-01-00-00000-00000	2/21/25	Vehicle Repairs And Parts	\$16,106.64
RTAP_01246	THE HON COMPANY	2843	Facility Maintenance	01-2843-99-8690-181-00-00-00000-00000	2/21/25	Conference Chairs	\$6,287.85
RTAP_01247	BETSY ROSS FLAG GIRLS	2843	Facility Maintenance	01-2843-99-8620-125-00-00-00000-00000	2/24/25	Materials & Supplies	\$732.00
RTAP_01248	GRAINGER (2)	4300	Maintenance	01-4300-02-8640-051-01-00-00000-00000	2/24/25	Materials & Supplies	\$140.52
RTAP_01249	GRAINGER (2)	4300	Maintenance	01-4300-99-8640-061-03-00-00000-00000	2/24/25	Materials & Supplies	\$2,602.00
RTAP_01250	HILLER COMPANIES LLC, THE	4300	Maintenance	01-4300-02-7610-061-01-00-00000-00000	2/24/25	Vehicle Repairs And Parts	\$880.00
RTAP_01251	STAR LOCK & KEY COMPANY INC	4300	Maintenance	01-4300-99-7610-181-13-00-00000-00000	2/24/25	Materials & Supplies	\$1,765.00
RTAP_01252	CONVERGINT TECHNOLOGIES	2900	Information Technology	01-2900-02-7140-170-00-00-00000-00000	2/24/25	Building Repairs And Parts	\$5,130.35
RTAP_01253	DYNAMITE DUMPSTERS	7800	Administrative Services	01-7800-02-9771-181-00-00-00000-00000	2/25/25	Restroom Trailers	\$2,850.00
RTAP_01254	GRAINGER (2)	4300	Maintenance	01-4300-06-8640-121-03-00-00000-00000	2/25/25	Wood Shaper & Feeder	\$5,969.99
RTAP_01255	GRAINGER (2)	4300	Maintenance	01-4300-99-8510-061-03-00-00000-00000	2/25/25	Materials & Supplies (Nuts & Bolts)	\$10,742.73
RTAP_01256	FASTENAL COMPANY	4300	Maintenance	01-4300-02-8510-061-01-00-00000-00000	2/25/25	Various Materials & Supplies	\$8,836.22
RTAP_01257	TRANE US INC	2843	Facility Maintenance	01-2843-99-7570-125-00-00-00000-00000	2/25/25	Chiller Maintenance (3 Years) @ Canal	\$15,293.00
RTAP_01259	UNITED RENTALS	4300	Maintenance	01-4300-02-7610-061-01-00-00000-00000	2/26/25	Manlift Cylinder Repairs	\$4,181.94
RTAP_01260	GRAINGER (2)	2843	Facility Maintenance	01-2843-99-8620-125-00-00-00000-00000	2/26/25	Materials & Supplies	\$2,009.26
RTAP_01261	TRANE US INC	2843	Facility Maintenance	01-2843-99-7610-127-89-00-00000-00000	2/26/25	Building Repairs And Parts	\$19,983.00
RTAP_01262	NEW FLYER OF AMERICA	4300	Maintenance	01-4300-02-8510-062-01-00-00000-00000	2/26/25	Vehicle Repairs And Parts	\$5,413.98
RTAP_01263	4IMPRINT INC	7700	Human Resources	01-7700-02-9496-181-89-00-00000-00000	2/26/25	Printing Services	\$2,533.35
RTAP_01264	HOSE GUYS	4300	Maintenance	01-4300-02-8510-061-01-00-00000-00000	2/26/25	Hoses & Fittings	\$845.33
Total:							\$518,979.91



Questions?



Agenda

7. DBE Report

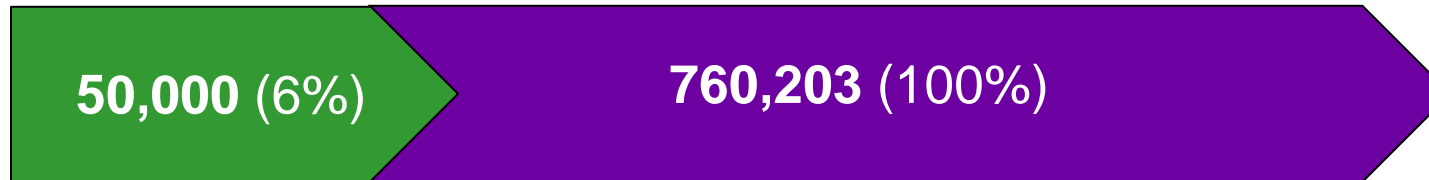


Contract Awards February 2025

\$760,203 in contracts were awarded

- \$50,000 was awarded to DBE firms.
- Of the DBE contracts \$50,000 was awarded to DBE/SBE Prime Contractors.

Total DBE participation (commitment) is 6%.





Current DBE Projects

Project	Contract Amount	DBE Goal	DBE Goal	% Goal Achieved	Tentative Completion Date
Disaster Recovery Grants Management and Administration	\$137,888	\$67,565	49%	39%	6/2025
Transit Ferry Services	\$8,442,843	\$842,442	10%	0%	1/2026
OSHA Program Development and Training	\$203,800	\$203,800	100%	61%	5/2026
Universal Accessibility Study	\$260,000	\$88,192	33.92%	0%	12/2025



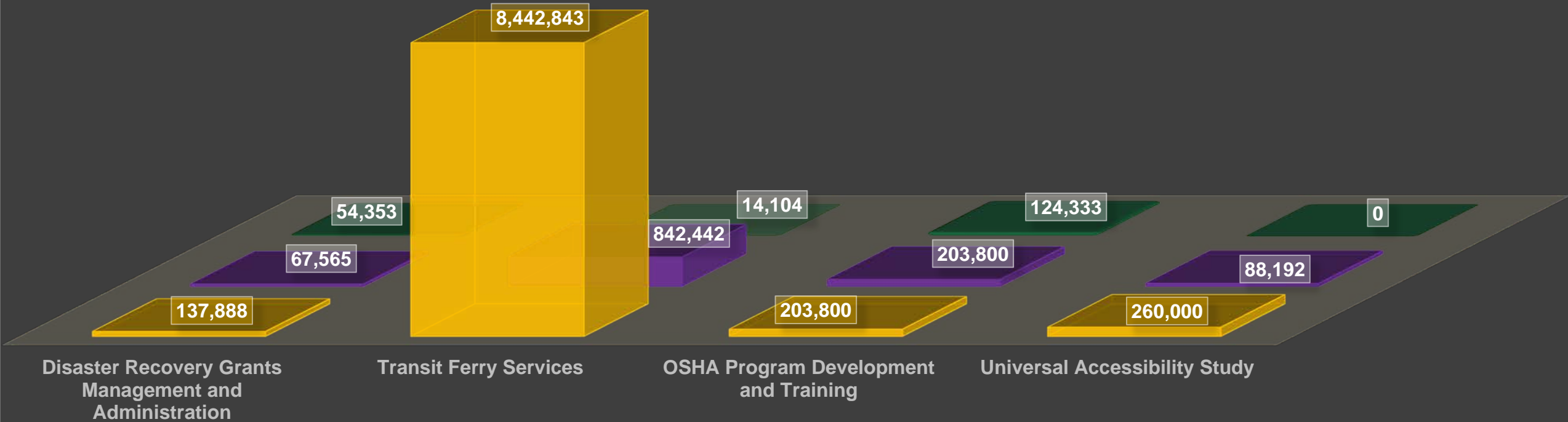
Current DBE Projects

Project	Contract Amount	DBE Goal	DBE Goal	% Goal Achieved	Tentative Completion Date
On Call Technical Safety Support	\$545,572	\$545,572	100%	77%	11/2025
Drug and Alcohol Testing Services	\$95,000	\$95,000	100%	41%	9/2026

Contract Amount

DBE Goal

DBE Goal Achieved

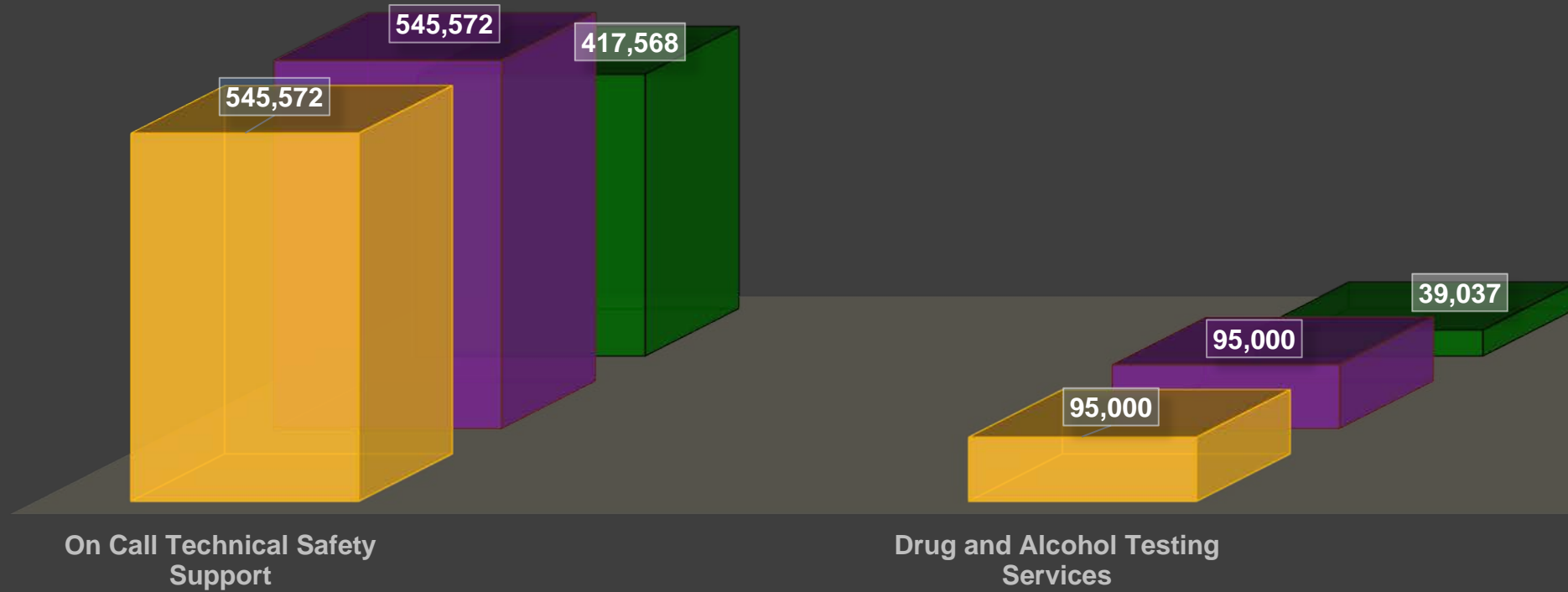


Current DBE Projects

Contract Amount

DBE Goal

DBE Goal Achieved



Current DBE Projects



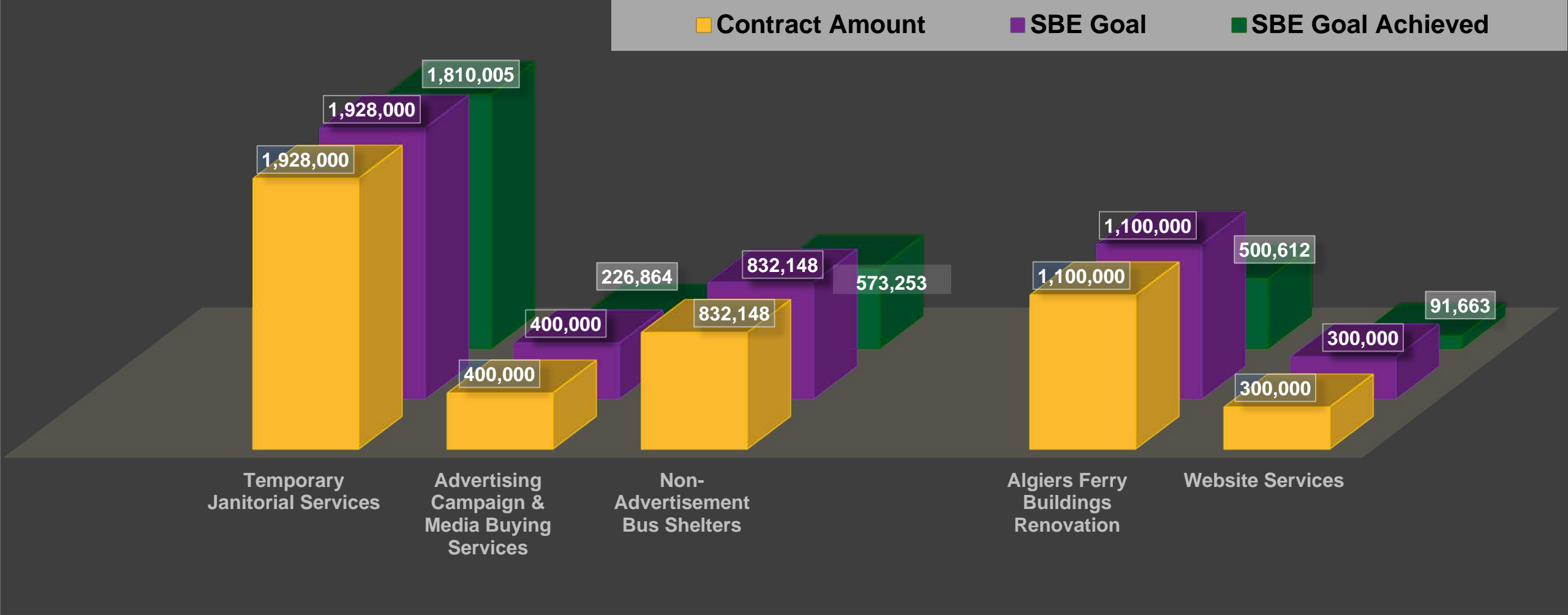
Current SBE Projects

Project	Contract Amount	SBE Goal	SBE Goal	% Goal Achieved	Tentative Completion Date
Temporary Janitorial Services	\$1,928,000	\$1,928,000	100%	99%	3/2025
Advertising Campaigns & Media Buying Services	\$400,000	\$400,000	100%	57%	2/2028
Non-Advertisement Bus Shelters	\$832,148	\$832,148	100%	77%	3/2025
Algiers Ferry Buildings Renovation	\$1,100,000	\$1,100,000	100%	46%	3/2026
Website Services	\$300,000	\$300,000	100%	30%	5/2026



Current SBE Projects

Project	Contract Amount	SBE Goal	SBE Goal	% Goal Achieved	Tentative Completion Date
Facility Maintenance & Construction Support Services	\$1,362,506	\$1,362,506	100%	60%	12/2023
Algiers Ferry Barges Replacement	\$1,365,265	\$1,365,265	100%	1%	12/2025
Zero Emission Fleet Planning	\$150,000	\$150,000	100%	0%	5/2025
Transit Stops Inventory Improvement	\$493,430	\$493,430	100%	0%	1/2026

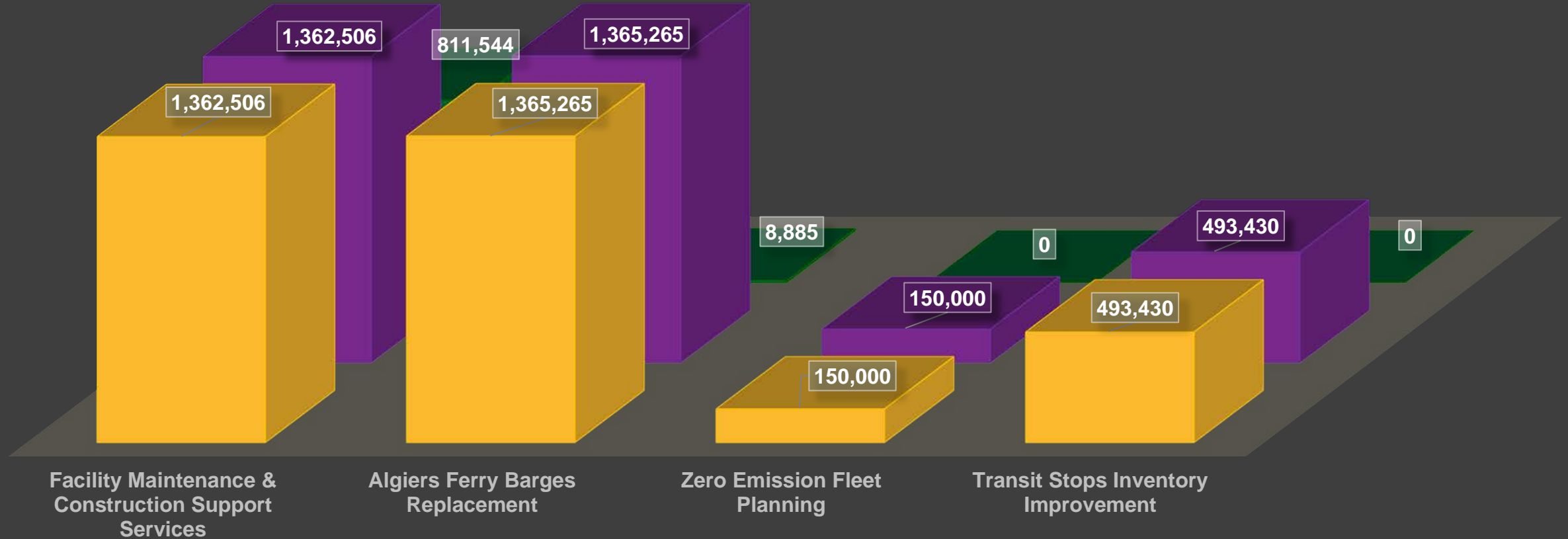


Current SBE Projects

Contract Amount

SBE Goal

SBE Goal Achieved



Current SBE Projects



Upcoming DBE/SBE Projects

DBE/SBE Goal

RFP 2024-012 Executive Coaching & Consultant Services
(To be awarded at April Board Meeting)

100% SBE

RFQ 2024-034 Climate Adaptive Transit Shelter Design
(Technical Evaluation date TBD)

18% DBE

RFP 2025-004 Exclusive Advertisement Rights
(Proposals due 3/10 by 1pm)

24.35% DBE

RFQ 2025-008 Standard Operating Procedure Development
(Proposals due 3/20 by 4pm)

34.61% DBE

RFQ 2025-009 Streetcar System Modernization Feasibility Study
(Proposals due 3/21 by 4pm)

32% DBE



DBE/SBE Business Development Trainings

DBE Workshop: How to Survive and Thrive the End of DEI Programs in Federal and Local Contracting

The learning objective of this workshop is to help certified small and disadvantaged business enterprise firms navigate and thrive the changing public sector contracting landscape.

Tuesday, March 25th 5:30 PM to 7:00 PM

RTA Board Room, 2nd Floor
2817 Canal Street, New Orleans



Questions?



Agenda

8. Chief Planning and Capital Project Officer's Report

Open Projects: Construction

2023 Shelter Installation

Contracting:

Engineer: Infinity

Contractor: Pivotal Engineering

Contracting Strategy: D/B/B

Project Costs:

Design: \$141,299

Construction: \$832,148

Status:

- All permits approved
- 12 of 16 sites completed
- 3 shelters installs this week underway;
- 1 delayed for water leak

Schedule:

Construction NTP: September 2023

- Anticipated Substantial Completion: April 2025



Open Projects: Construction

Interim Hubs, Phase 2

Improve lighting, landscaping and seating at interim hubs at Main Library and N.O. East Library

Contracting:

Design: GoTech (downtown) Infinity (N.O. East)

Construction: TEH

Project Budget:

Project: \$750,000

Schedule:

Construction Start: 12/4/24

Construction Completion: Downtown: **Substantially Complete**

March 2025 downtown mural/punchlist

Spring 2025 for N.O. East

Status:

Install Entergy meter to activate lighting

Punchlist downtown: utility box setting + concrete

Prepping for N.O. East improvements



Board Action:

None currently



Open Projects: Design

Algiers Ferry Buildings Renovation

Rehabilitate and modernize the 40-year-old Algiers Ferry Terminal for modern vessels and access, add Marine administrative offices, develop concessions/public space. Renovate Lower Algiers Maintenance Facility.

Contracting:

Engineer: Batture

Contractor: TBD

Contracting Strategy: D/B/B

Project Budget:

Total: \$9,861,000 (80% grant funded)

Schedule:

Design NTP: **January 2024**

Construction Bid Release: **March 2025**

Construction Start: July 2025

Substantial Completion: July 2026

Status:

Bid package complete; routing for release



Board Action:

None currently





Open Projects: Design

Algiers Ferry Barges Modernization

Replace landing barges at Algiers Point and Lower Algiers with new, standardized design for interoperability between ferry landing locations.

Contracting:

Engineer: Infinity Engineering (On-Call A&E)

Contractor: TBD

Contracting Strategy: D/B/B

Project Budget:

Total: \$13,670,000 (80% grant funded)

Schedule:

Design NTP: **November 2024**

Construction Bid Release: June 2025

Construction Start: September 2025

Substantial Completion: June 2026

Status:

30% Schematic Design due 3/17



Board Action:

None currently



Open Projects: Design

Zero Emission Bus Pilot

Purchase of three (3) electric buses and charging infrastructure. Engineering is included in the purchase.

Contracting:

Engineer: Kimley Horn

Contractor: New Flyer

Contracting Strategy: Named partner (turnkey)

Project Budget:

Total: \$6,324,288 (77% grant funded)

Schedule:

NTP for Bus Procurement: [October 2024](#)

Infrastructure Design 100% complete: June 2025

Construction NTP: September 2025

Electric Bus Roll Out: Spring - Fall 2026 (awaiting detailed bus delivery schedule)

Status:

[In-route charging site in N.O. East finalized; Resolved issues with CNO](#)
[Completed updated re-budget and issued updated PO to New Flyer](#)



Board Action:

None currently

Open Projects: Plans/Studies

Plan/Study	Scope	Status	Budget	Funding Source
Universal Accessibility Study	Roadmap for access to all RTA services regardless of ability, implementation plan and evaluation framework	Industry scan complete	\$250,000	Local (Operating)
Lo/No Implementation Planning	1) Evaluate program delivery options 2) Develop future fleet facility plan	Task 1 Complete Task 2 underway	\$180,000	Local (Operating)
Transit Stop Inventory Update & Assessment	Update transit stops inventory and ADA compliance; develop improvement program;	Finalizing inventory requirements	\$600,000	Local (Operating)



Open Projects: In Procurement

Name	Number	Solicitation	Status	Budget
Fare Modernization Initiative Consultant	2022-IT-02	RFQ for service related to: fare modernization plan; technology procurement; support implementation	Re-solicit required	NTE \$876,000
Climate-Adaptive Transit Shelter Design Services	2023-FA-04	RFQ for service related to: design and prototype Better Bus Stop shelter;	RFQ Closed: 12/19 Selection Cmte: TBD	NTE \$650,000
Streetcar System Modernization Master Plan	2025-PS-01	RFQ for services related to: streetcar system existing conditions; roadmap for accessibility, technology, fleet	Q&A: 3/7 Responses due: 3/21	\$1,000,000



Open Projects: In Development

Name	Number	Scope	Status	Budget
Carrollton Double Crossover Replacement	2019-FG-01	Installation of special trackwork at end of St Charles streetcar	Re-bid for April 2025	\$2,000,000
Program Management Services (BRT + CIP)	n/a	PM/CM Support for Capital Program	Finalizing funding Release 4/2025	On-call
Downtown Transit Center	2015-FA-01	100% Design	RFQ release 5/2025	\$33 million (total project)
BRT East-West Bank Corridor	2021-FG-01	30% Design and environmental	RFQ Release 4/2025	NTE \$4 million



Grants / Funding Request

Grant Program	Funding Request	Status	Federal Amount Awarded	Scope Request
Transit Oriented Development (TOD) Pilot Program	\$760,000 Fed \$190,000 RTA	Awarded	Full amount	Develop TOD land-use regulations, station area plans and opportunity sites along BRT
PROTECT	\$8,000,000 Fed \$2,000,000 RTA	NOFO Rescinded	n/a	Better-bus stop and shelter buildout



Questions?



Agenda

9. Five-Year Capital Improvement Plan

5-Year Capital Investment Program 2025-2029

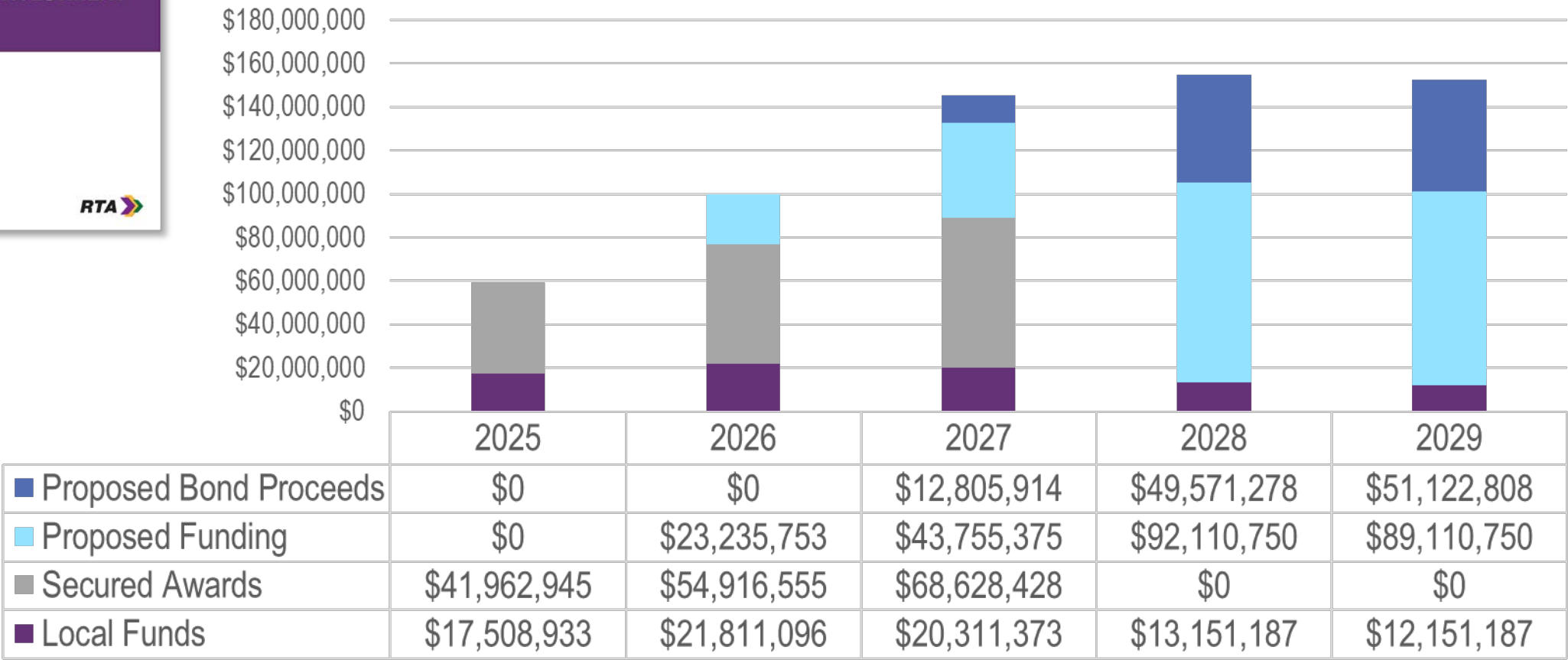
25-027



5-Year Capital Investment Program (CIP) Overview



CIP Funding Sources by Year



Notes:
1. All amounts in 2023 dollars and do not account for year of expenditure





Questions?



Agenda

10. Informational Report

2024 Annual Fare Report

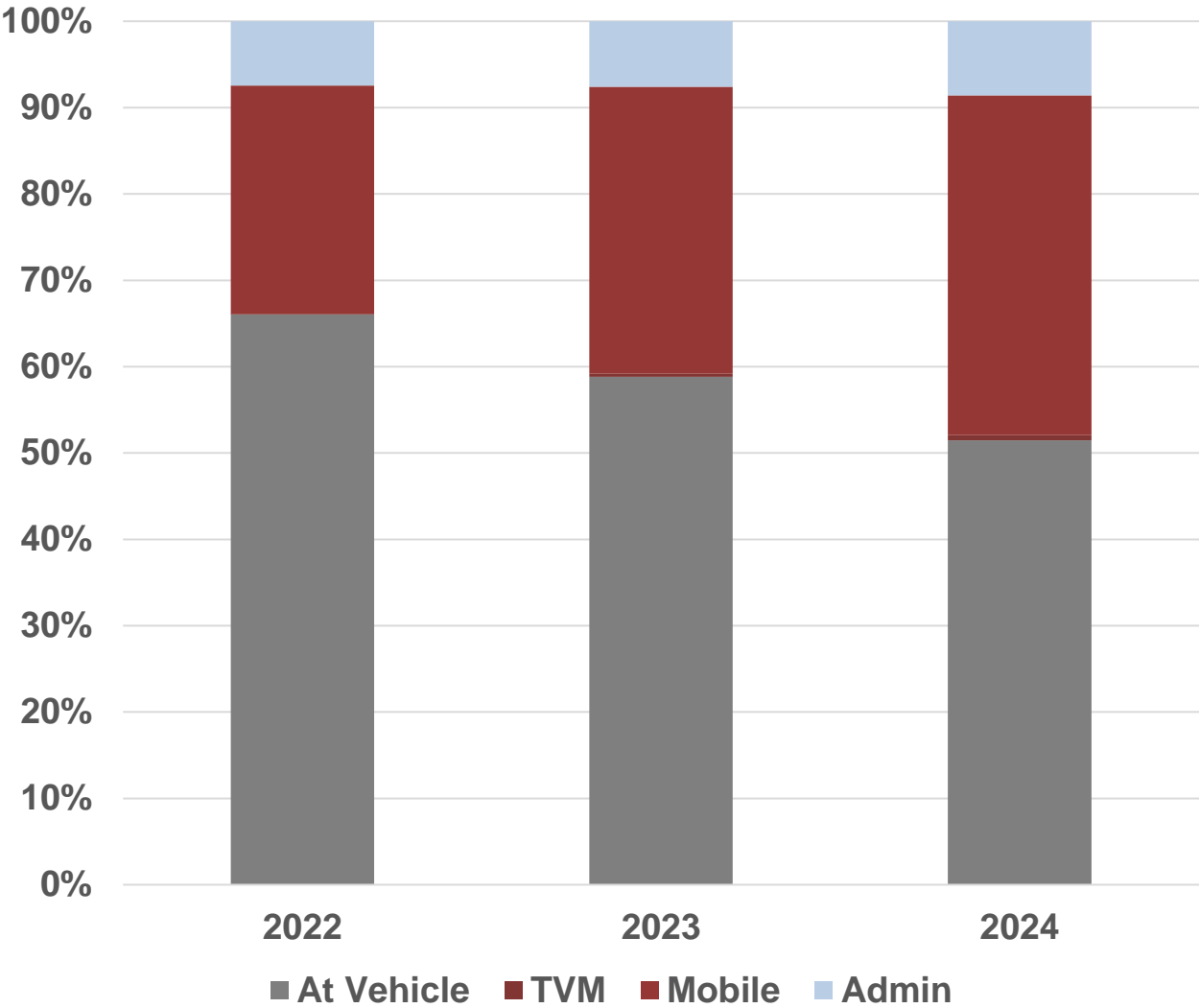
25-025

Annual gross revenue, 2022-24

Point of Sale	2022	2023	2024	RY24 YOY Change
At Vehicle	\$ 6,971,477.70	\$ 6,596,894.58	\$ 5,920,461.43	-10.3%
TVM	\$ 1,648.85	\$ 40,889.95	\$ 70,804.85	73.2%
Mobile	\$ 2,792,509.75	\$ 3,727,997.40	\$ 4,525,239.95	21.4%
Admin	\$ 785,347.95	\$ 850,929.88	\$ 988,832.62	16.2%
Total	\$ 10,553,007.25	\$ 1,216,711.81	\$ 11,505,338.85	2.6%

Share of Annual Gross Revenue, by Source

Pre-paid sales (TVM, Mobile, Admin) nearly 50% of gross revenue in 2024

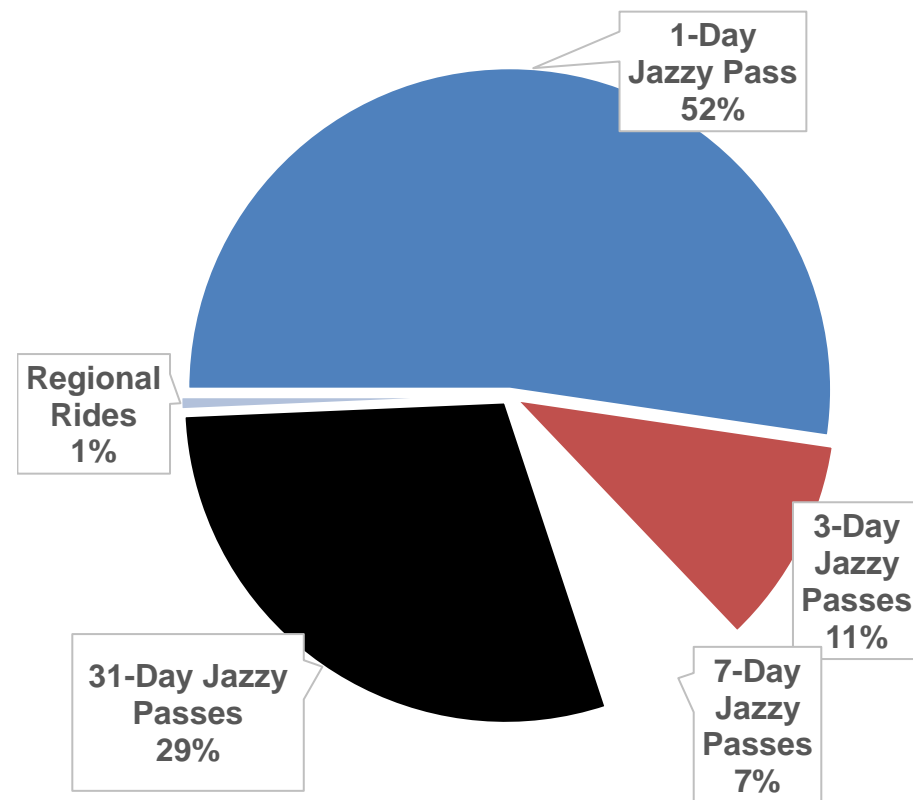




Total Sales by Product Type

	Adult	Priority Rider	Youth	Grand Total
Ferry Single Ride	98,915	4,522	6,858	110,295
Bus-SR Single Ride	3,485,561	248,804	178,544	3,912,909
Jazzy Pass	902,647	634,382	283,988	1,821,017
Opportunity Pass	31,992		14,575	46,567
Regional Ride	20,888	218	607	21,713
U-Pass	50			50
Grand Total	4,540,053	887,926	484,572	5,912,551

Transit Access Purchased (Days)





Questions?



Agenda

11. Procurements

A. Authorizations:

Purchase of Canal and Riverfront Streetcar Tires	25-022
Outside Counsel Legal Services	25-024
RTA Insurance Brokerage Services for Property and Casualty Coverages	25-028

B. Amendments:

Change Order Request – Carr Riggs, & Ingram Contract (RFQ 2019-021)	25-023
--	--------



Agenda

12. New Business



Agenda

13. Audience Questions & Comments



Agenda

14. Adjournment