



*February 10, 2022*

*Regional Transit Authority*

# **Finance Committee Presentation**

**Virtual Meeting**





**The New Orleans Regional Transit Authority does hereby certify that it is unable to hold a Commission meeting under regular quorum requirements due to Covid-19. On authority of the Governor under Section 2 of Proclamation Number 84 JBE 2020, the next Commission meeting will be held via telephone and/or video conference on Thursday, February 10, 2022 at 11:00 AM. All efforts will be made to provide for observation and input by members of the public.**



## **Speaking on an Agenda Item**

If you wish to provide public comment, please let us know using the chat function in Zoom meeting tool. Comments will be limited to three minutes.

## **Speaking During the Public Comment Period**

If you wish to provide public comment, please let us know using the chat function in Zoom meeting tool. Comments will be limited to three minutes.



# ***Agenda***

- 1. Call to Order**
- 2. Roll Call**



# ***Agenda***

## **3. Consideration of Meeting Minutes**

[Finance Committee Meeting Minutes – January 13, 2022]

**22-022**



# ***Agenda***

## **4. Committee Chairman's Report**



# ***Agenda***

## **5. Chief Executive Officer's Report**



# ***Agenda***

## **6. Chief Financial Officer's Report**

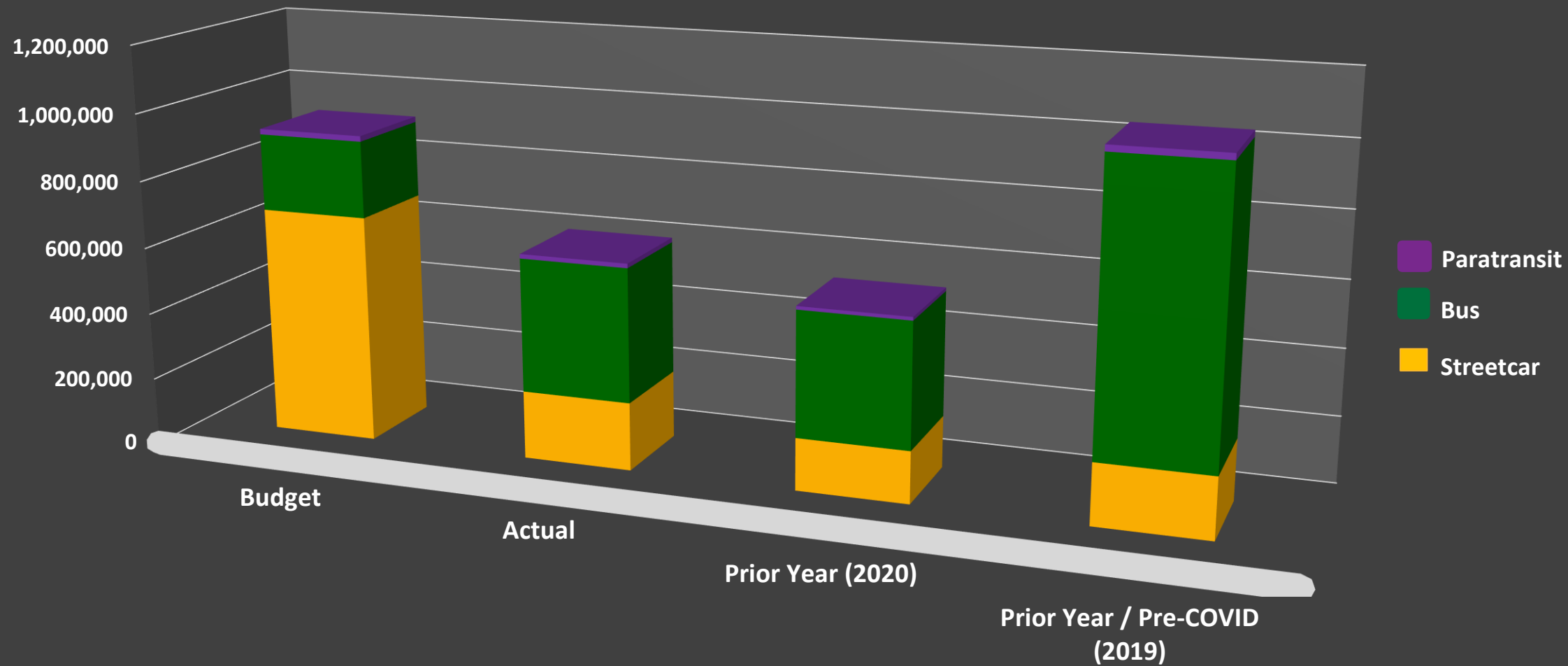




**02/10/2022**

# *Regional Transit Authority*

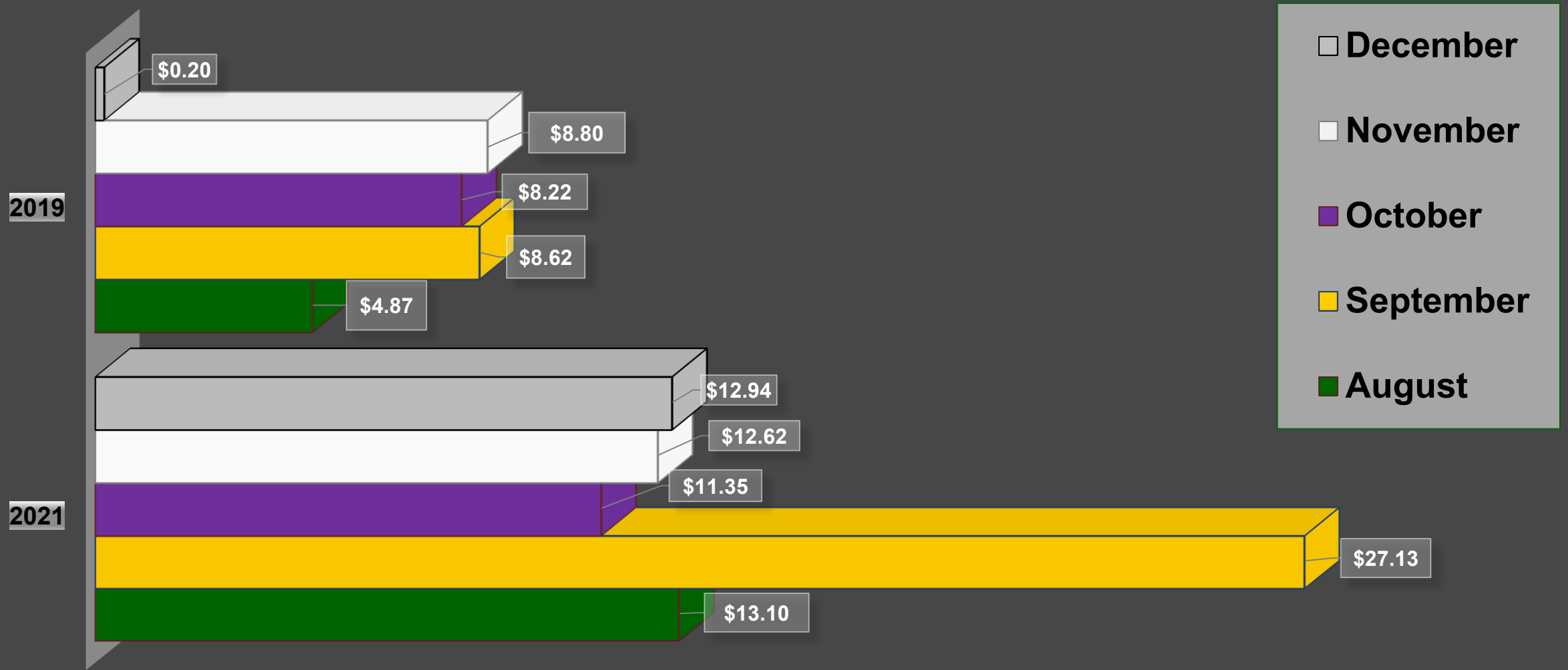
December 2021 Financials



# Ridership

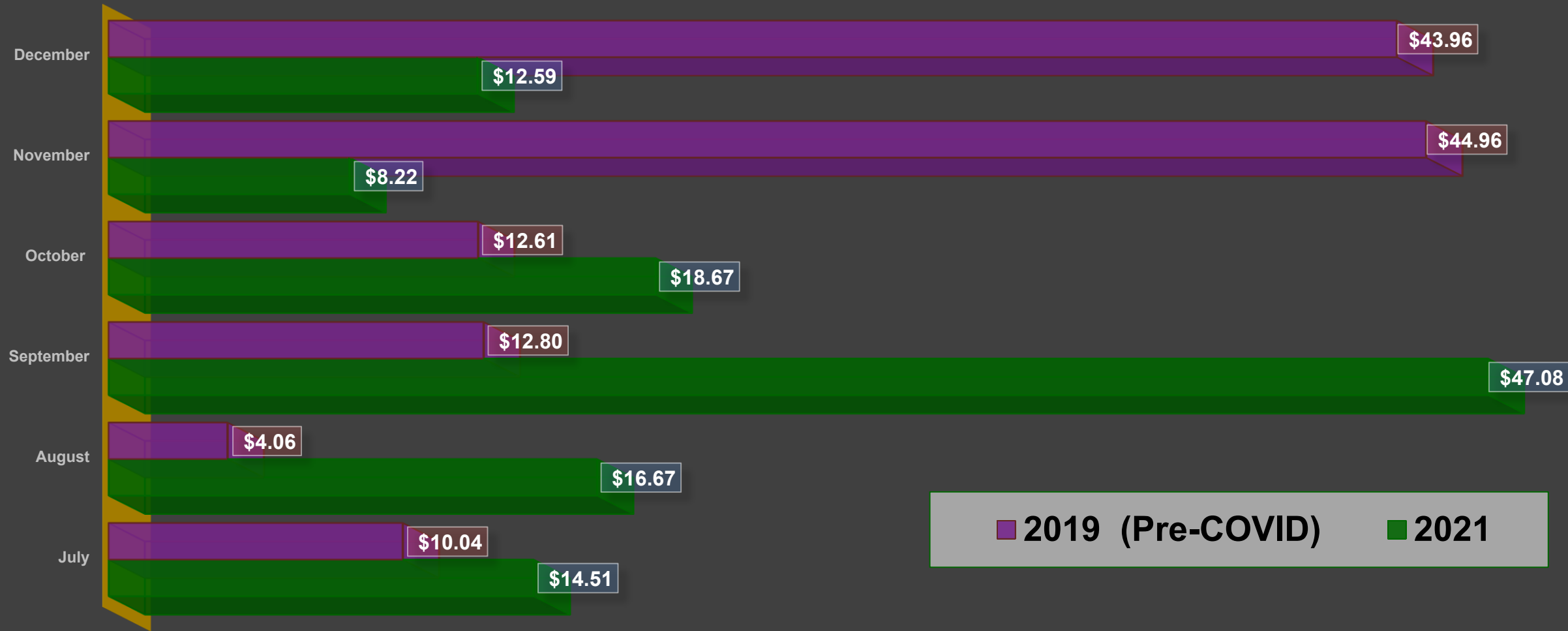
December's ridership of 617K fell short of the budget by 311K passengers. This is largely due to a slower than expected pandemic recovery. Hurricane Ida and the Hard Rock Hotel collapse continue to have smaller and waning negative effects. Year-to-date comparisons to December actuals (7.1M riders (about twice the population of Oklahoma) through Dec.) show mixed results across the spectrum - when compared to the budget (-21.1%), 2020 actuals (+6.2%) and 2019 pre-COVID actuals (-54.4%).





## ***Operating Cost per Unlinked Passenger Trip 2021 vs. 2019 (Pre-COVID)***

The cost per passenger trip for the month of December increased from November by \$0.32. The continuing recovery from Hurricane Ida accounts for the fluctuation in operating costs.

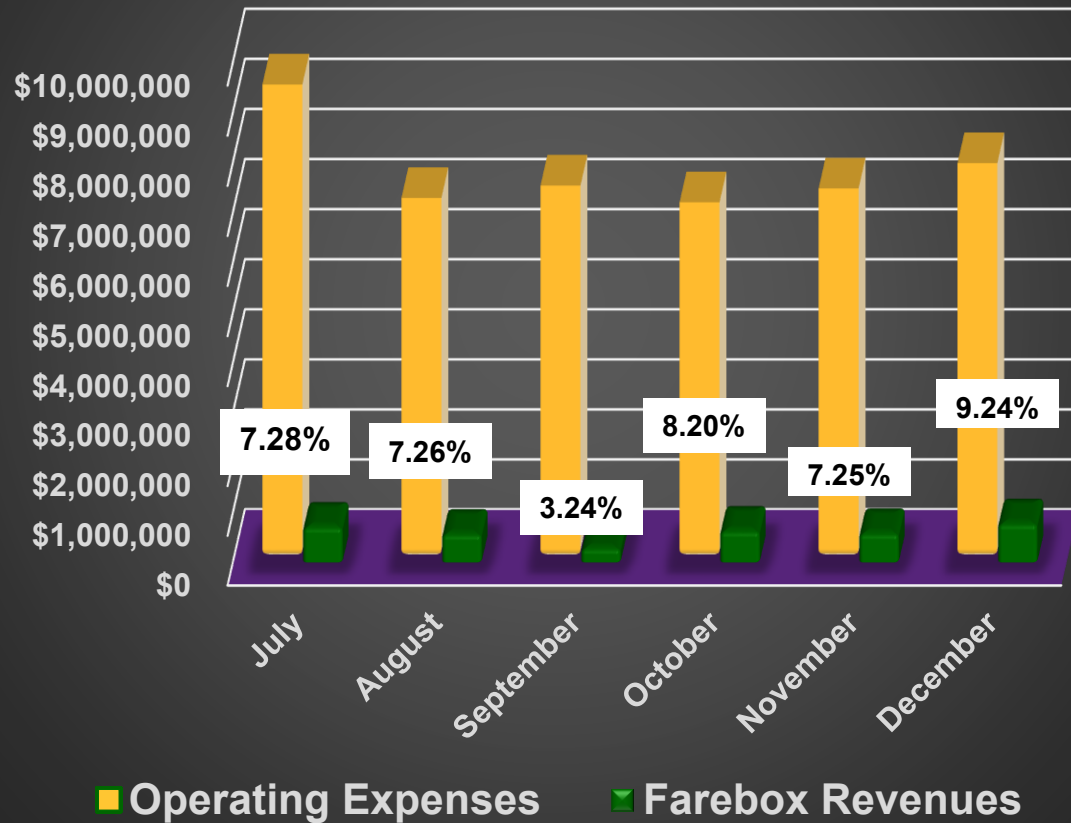


## Ferry - Operating Cost per Unlinked Passenger Trip 2021 vs. 2019 (Pre-COVID)

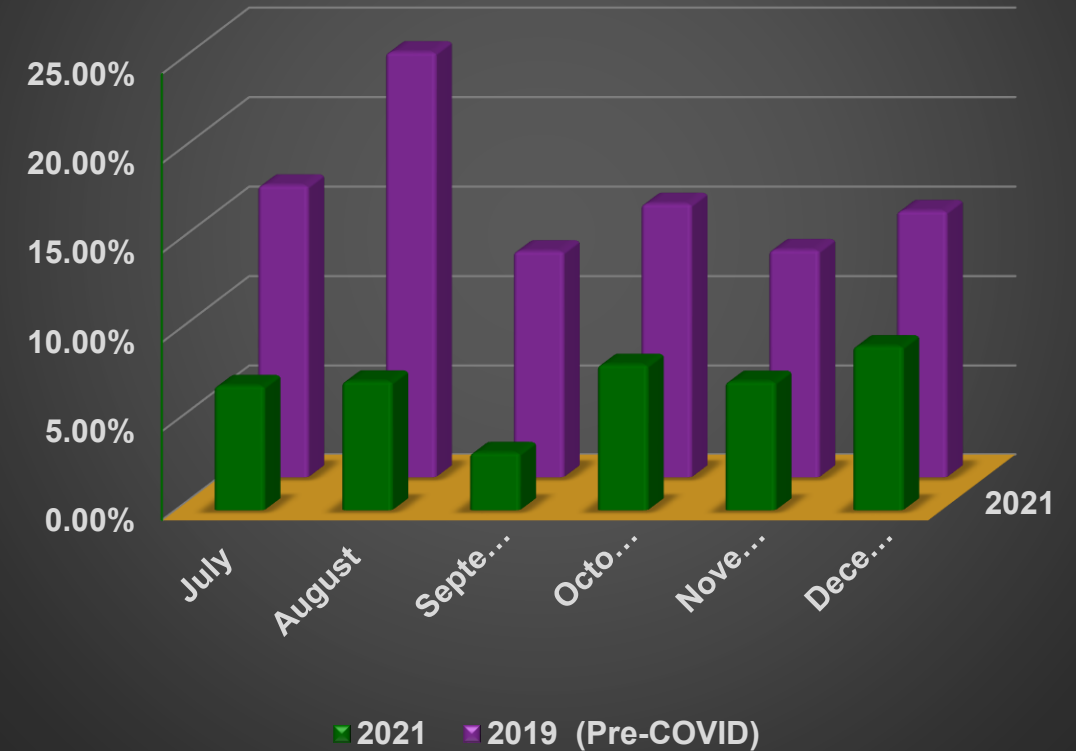
Ferry cost per passenger trip increased by \$4.37 from \$8.22 to \$12.59 in December due to the sizable increase in operating costs this month.



## CY 2021 Total Operating Expenses, Farebox Revenue & Farebox Recovery



## Farebox Recovery Rates 2021 vs 2019 (Pre-COVID)

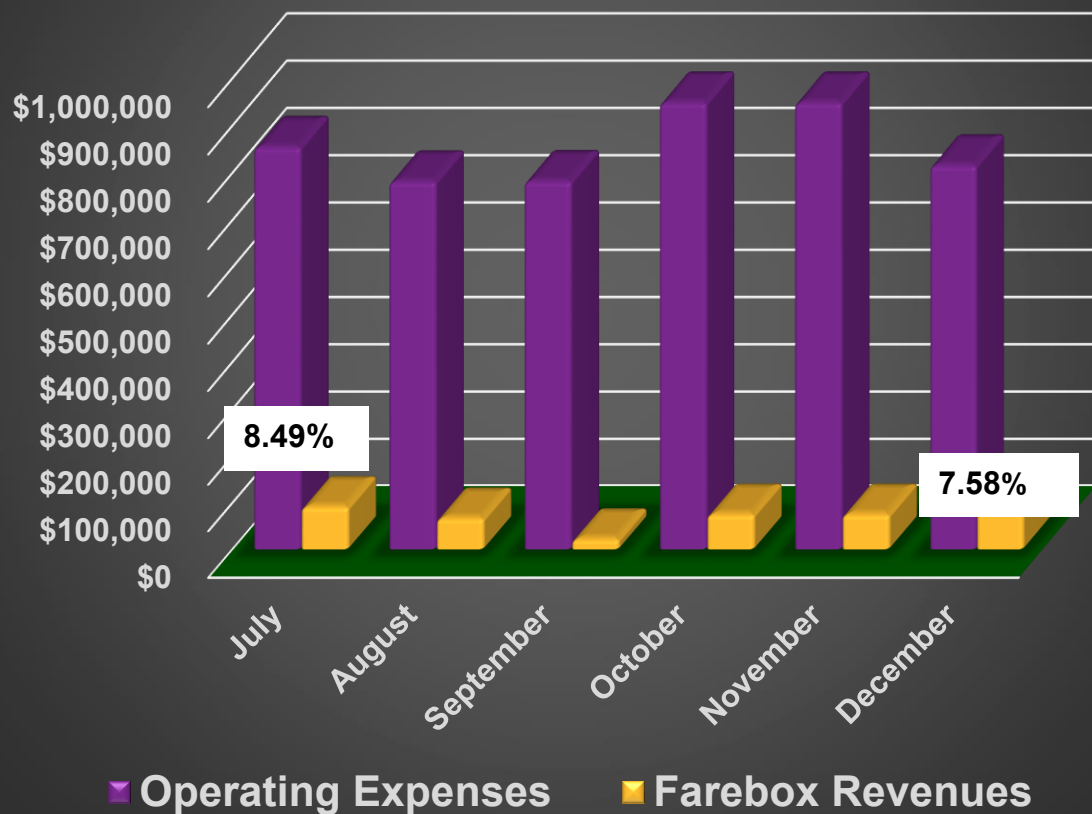


### ***Farebox Recovery Rates 2021 vs. 2019 (Pre-COVID)***

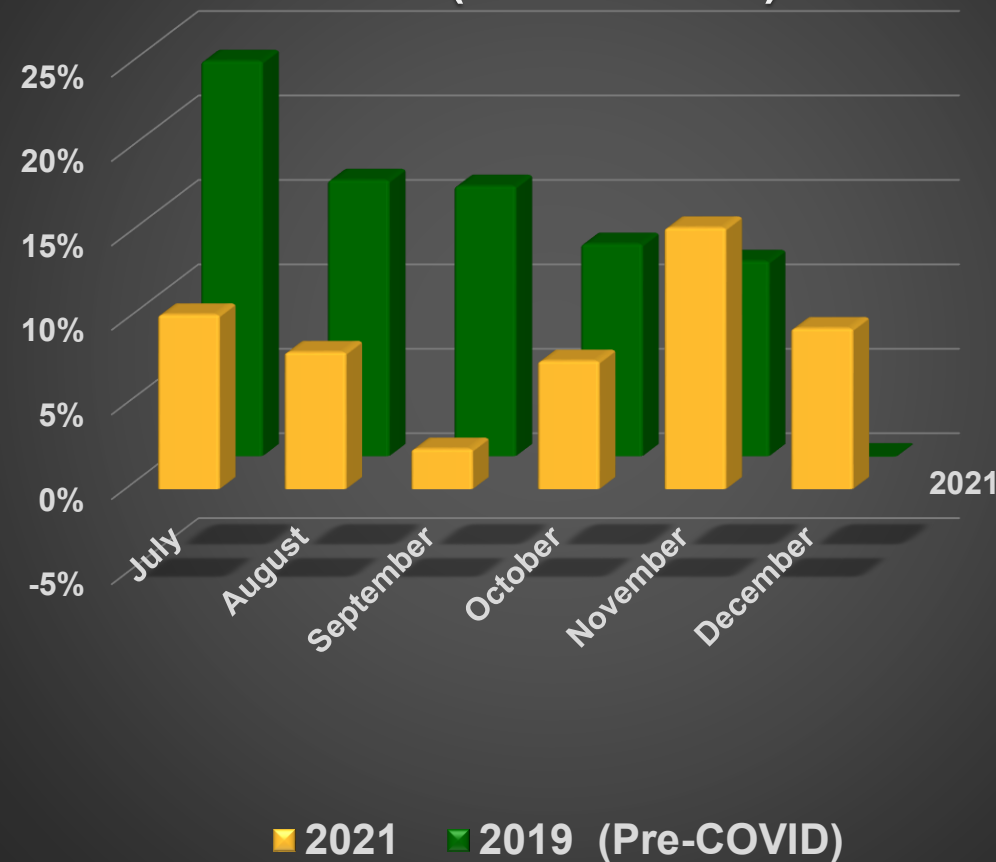
Fare revenue continues to offset a significantly lower percentage of operating expenses as ridership struggles to rebound. However, December's farebox recovery increased to 9.24% from 7.25% in the prior month.



## CY 2021 Total Operating Expenses, Farebox Revenue & Farebox Recovery

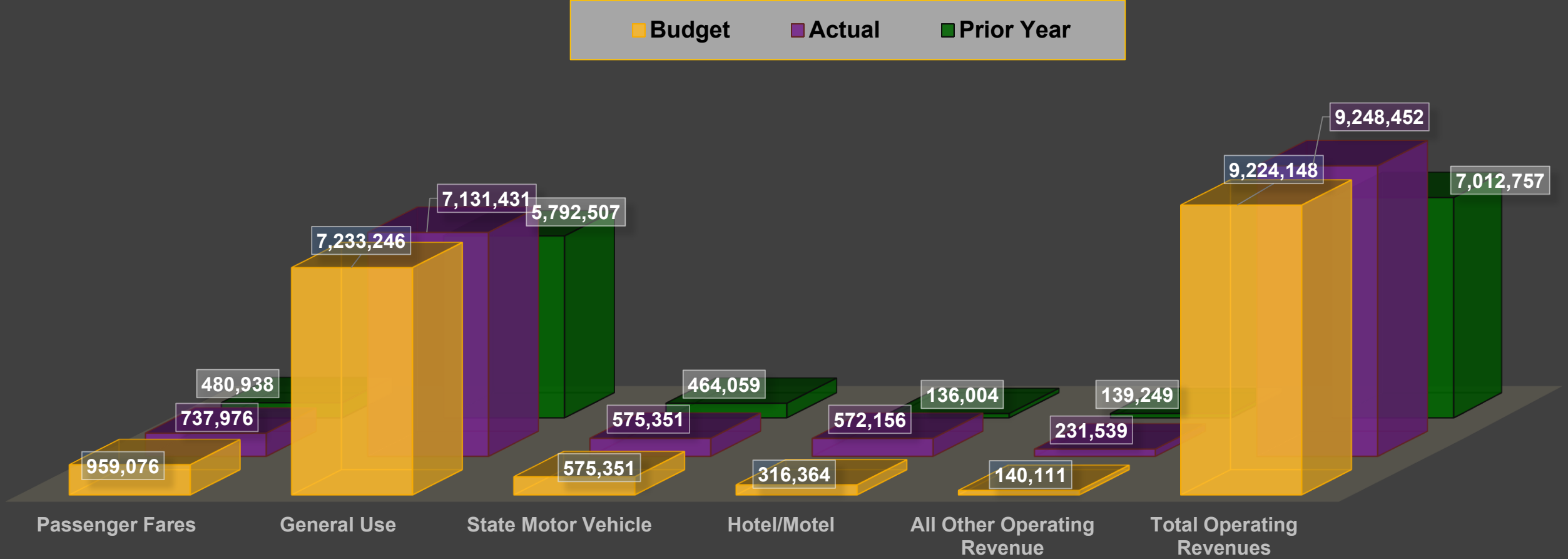


## Farebox Recovery Rates 2021 vs 2019 (Pre-COVID)



### ***FERRY- Farebox Recovery Rates 2021 vs. 2019 (Pre-COVID)***

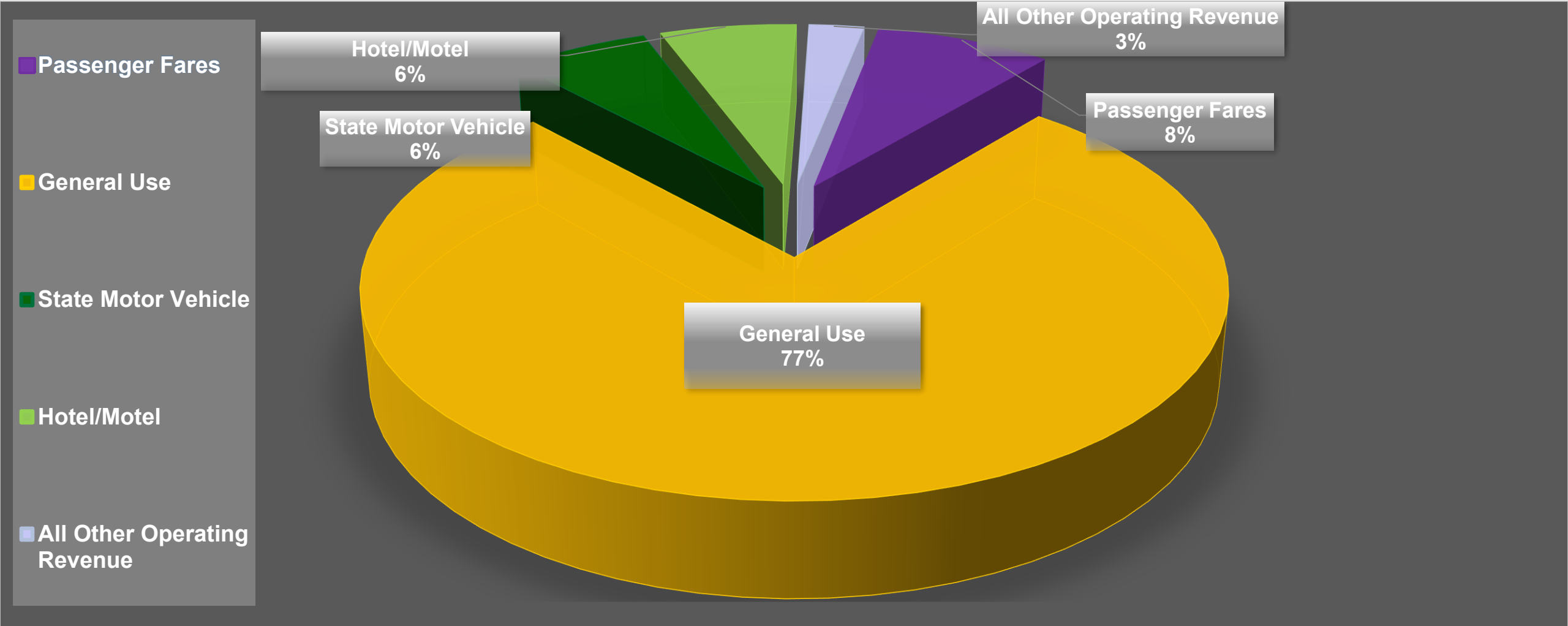
The decrease in farebox recovery from 15.47% in November to 9.51% in December is a result of little change in passenger revenue and an increase in operating expenses.



# Operating Revenues (Budget, Actual & Prior Year)

Overall, Operating Revenues display positive results for the month when compared to the prior year due to strong Sales Tax Revenues. Passenger Fares, however, when compared to the budget, fared unfavorably by \$221k or 23.1%.



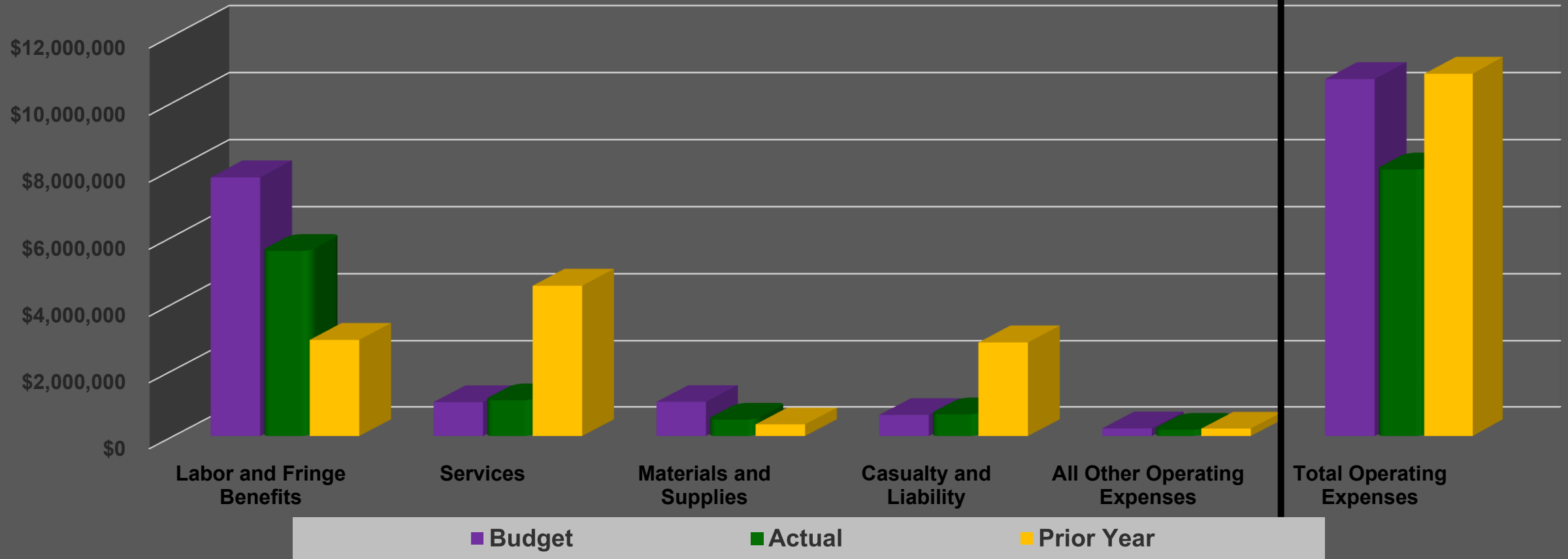


# ***Operating Revenues (Actual)***

Of the \$9.2M in Operating Revenues, 77% or \$7.1M is derived from General Use Sales Taxes.



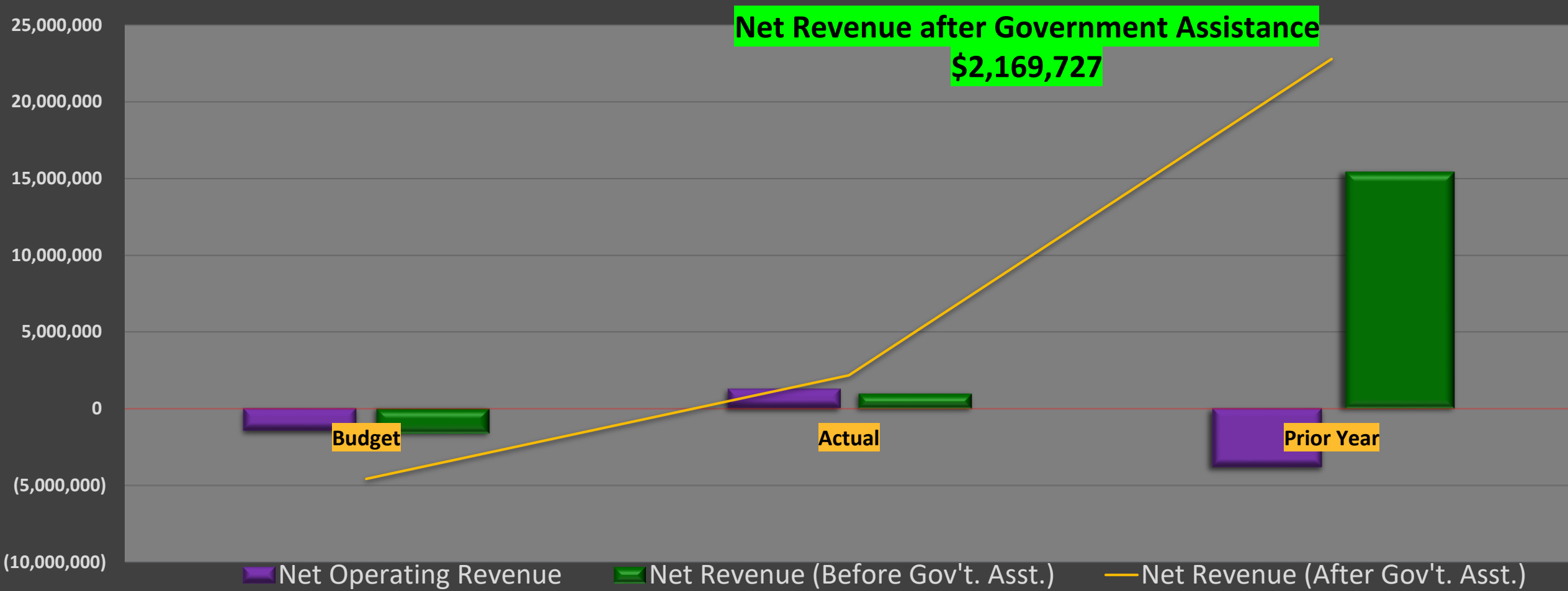
## Operating Expenses (Actual - \$7,989,548)



## Operating Expenses

Labor and Fringe Benefits, the largest expenditure at \$5.6M, comprised 69.6% of this month's actual expenses. The contrast in 2020 and current year results for Labor and Fringe Benefits and Services is directly related to the transition from the O & M contractual arrangement with Transdev to 100% in-house operations. In total, Operating Expenses for the month compared favorably with the budget with a 25.3% or \$2.7M positive variance.

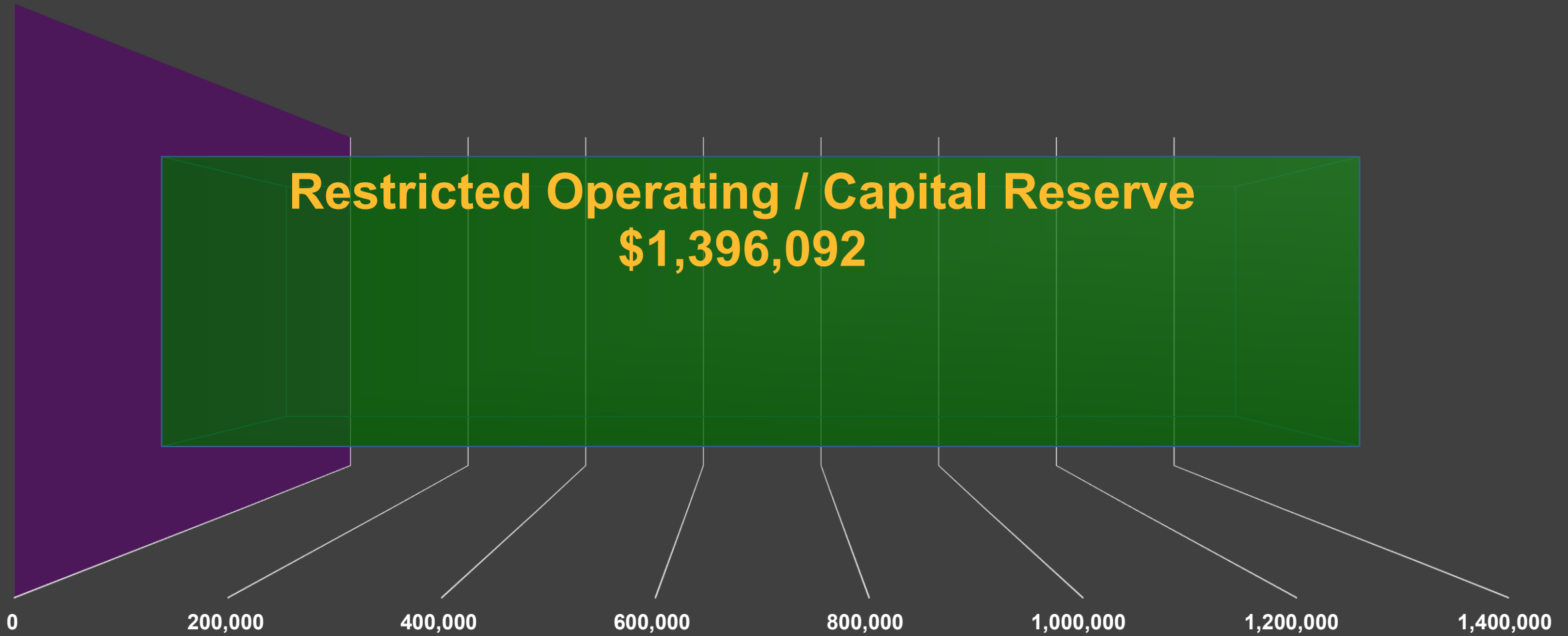




## ***Net Revenue (Before and After Government Assistance)***

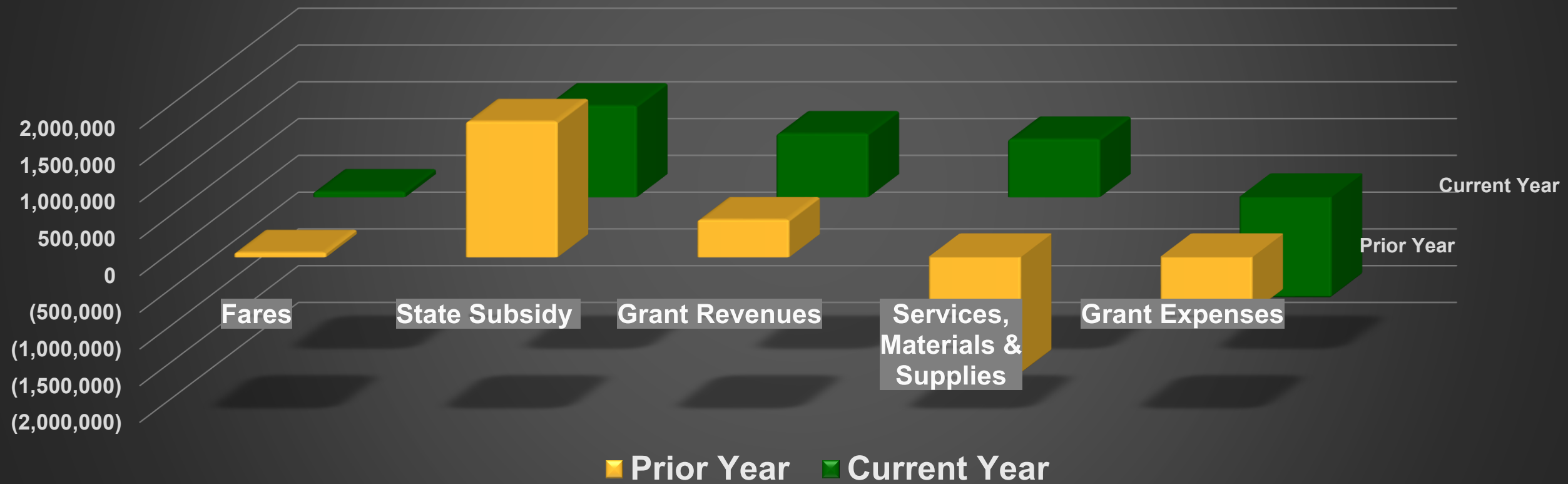
Net Revenue (Before Government Assistance) is \$943K for the month of December. This positive position is largely attributable to \$1.3M in Net Operating Revenue for the month. After applying the month's \$1.2M in Government Operating Assistance, Net Revenue increased to \$2.2M.





## ***Operating Reserve***

The strong positive variance from Net Revenue \$2.2M (After Government Assistance) was offset by \$777K in Debt Service, resulting in approximately \$1.4M in Restricted Operating/Capital Reserve.



## Maritime Operations

Passenger fare revenue for ferry operations remained flat at \$77K when compared to the prior month and the prior year. December 2021 operating expenses, however, were over budget by \$275K and down by \$834K from the prior year due to the reclassification of hurricane-related expenses.



# December 2021 Summary of Sources

## DECEMBER 2021 SUMMARY OF SOURCES

	Current Month				YTD	
	Budget	Actual	\$ Variance	%Variance	YTD Budget	YTD Actual
Sales Tax	8,124,961	8,278,937	153,976	2%	79,002,730	82,015,497
Government Assistance	6,221,704	1,226,341	(4,995,362)	-80%	51,674,870	29,334,496
<b>Sales Tax &amp; Government Assistance</b>	<b>14,346,665</b>	<b>9,505,278</b>	<b>(4,841,386)</b>	<b>-33%</b>	<b>130,677,600</b>	<b>111,349,993</b>
Passenger Fares	959,076	737,976	(221,099)	-23%	9,528,536	7,110,242
Other Operating Revenues	140,111	231,538	91,427	65%	1,574,550	1,767,237
<b>Subtotal Transit Operations</b>	<b>1,099,187</b>	<b>969,514</b>	<b>(129,672)</b>	<b>-11%</b>	<b>(11,103,086)</b>	<b>8,877,478</b>
<b>Total Operating Revenues</b>	<b>15,445,852</b>	<b>10,474,793</b>	<b>(4,971,058)</b>	<b>-32%</b>	<b>141,780,686</b>	<b>120,227,471</b>
Capital Funding	10,004,751	7,703,918	(2,300,832)	-23%	33,954,812	20,487,976
Investment Income	4,000	3,064	(935)	100%	24,000	45,141
<b>Subtotal Capital &amp; Bond Resources</b>	<b>10,008,751</b>	<b>7,706,983</b>	<b>2,301,768</b>	<b>-23%</b>	<b>33,978,812</b>	<b>20,533,116</b>
<b>Total Revenue</b>	<b>25,454,603</b>	<b>18,181,776</b>	<b>(7,272,826)</b>	<b>-28%</b>	<b>175,759,498</b>	<b>140,760,588</b>
<b>Operating Reserve</b>						
	(3,906,947)	(1,396,091)	2,510,855	-64%	(20,702,550)	(9,508,887)
<b>Total Sources</b>	<b>21,547,656</b>	<b>16,785,685</b>	<b>(4,761,970)</b>	<b>-22%</b>	<b>155,056,948</b>	<b>131,251,700</b>

# December 2021 Summary of Uses

## DECEMBER 2021 SUMMARY OF USES

	Budget	Actual	\$ Variance	%Variance		YTD Budget	YTD Actual
Transit Operations	10,688,771	7,989,547	2,699,223	25%		110,896,856	98,129,051
TMSEL Legacy Costs	177,350	315,519	(138,169)	-77%		2,129,000	3,492,439
Maritime Costs	0	0	0	0%		0	0
Capital Expenditures	9,882,199	7,703,918	2,178,280	22%		32,896,652	20,261,669
FEMA Project Worksheets Expenditures	127,566	0	127,566	100%		1,073,200	226,307
Loss of Valuation of Assets							482,841
Debt Service	671,770	776,699	(104,929)	-15%		8,061,240	8,659,390
<b>Total Expenditures</b>	<b>21,547,656</b>	<b>16,785,685</b>	<b>4,761,970</b>	<b>22%</b>		<b>155,056,948</b>	<b>131,251,700</b>
<b>Operating Reserve</b>	<b>0</b>	<b>0</b>	<b>0</b>	<b>0</b>		<b>0</b>	<b>0</b>
<b>Total Uses</b>	<b>21,547,656</b>	<b>16,785,685</b>	<b>4,761,970</b>	<b>22%</b>		<b>155,056,948</b>	<b>131,251,700</b>

***Thank You!***





# ***Agenda***

## **7. DBE Report**





# Disadvantaged Business Enterprise Program

February 22, 2022

Adonis C. Expose'  
DBE/SBE Liaison Officer III





## Agenda

### ***Contract Awards January 2021***

\$20,177,770 in contracts were awarded

- \$7,321,457 was awarded to DBE firms.
- Of the DBE contracts \$7,321,457 was awarded to DBE Prime Contractors and \$78,902 was awarded to SBE Prime Contractors.

Total DBE participation (commitment) is 37%.





## Agenda

# Current DBE Projects

Project	Contract Amount	DBE Goal	DBE Goal	% Goal Achieved	Tentative Completion Date
CMAR – Canal Street Ferry Terminal (Construction)	\$22,928,667	\$7,004,708	30.55%	4%	01/2023
DBE Consulting Services	\$181,682	\$181,682	100%	41%	6/2022
Security Services	\$1,008,920	\$231,546	23%	8%	06/2024
Disaster Recovery Grants Management and Administration	\$137,888	\$67,565	49%	11%	09/2022
Riverfront Trackwork & Overhead Catenary	\$818,268	\$110,500	14%	76%	3/2022



## Agenda

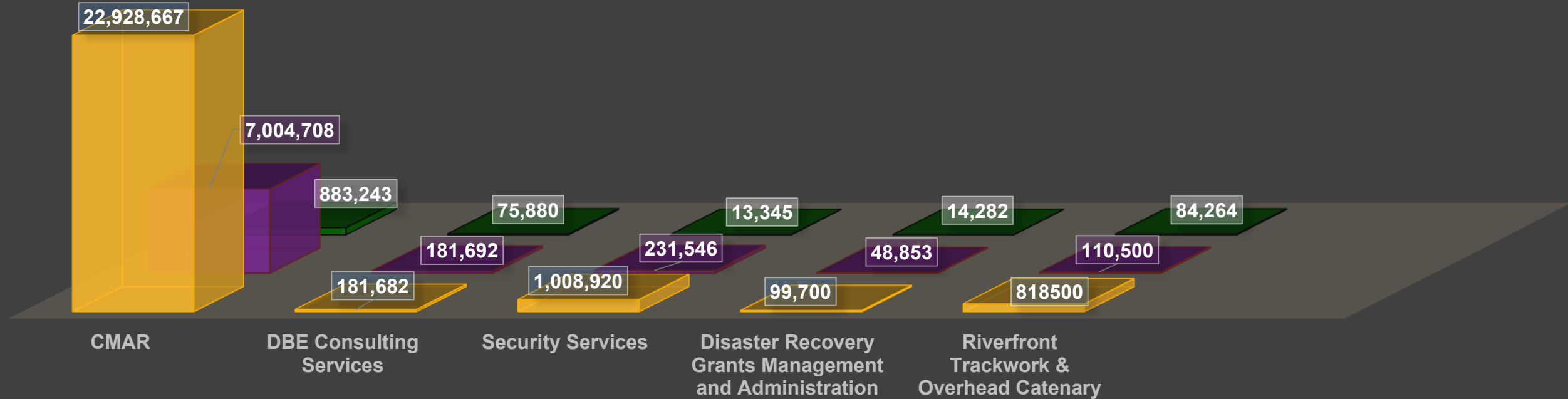
# Current DBE Projects

Project	Contract Amount	DBE Goal	DBE Goal	% Goal Achieved	Tentative Completion Date
Transit Ferry Services	\$8,442,843	\$842,442	10%	100%	01/2022
East New Orleans Maintenance Building	\$737,577	\$737,577	100%	31%	03/2022
St. Charles Streetcar Line Downtown Loop Pavement Replacement	\$733,666	\$283,268	38.61%	100%	03/2022
OCS Pole Replacement	\$303,818	\$45,572	18%	0%	03/2022
Business Intelligence & Data Management Reporting System	\$331,497	\$331,497	100%	0%	10/2024
On Call Technical Safety Support	\$300,000	\$300,000	100%	0%	10/2024

Contract Amount

DBE Goal

DBE Goal Achieved

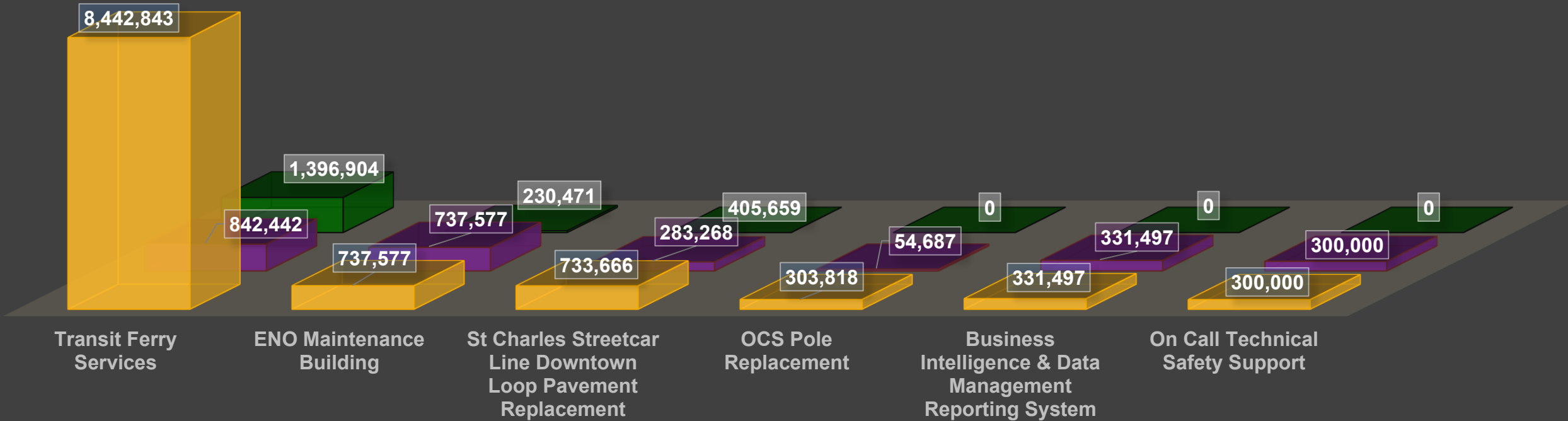


## ***Current DBE Projects***

Contract Amount

DBE Goal

DBE Goal Achieved



## ***Current DBE Projects***

## ***Current SBE Projects***

Project	Contract Amount	SBE Goal
Construction Cost Audits	\$78,902	\$78,902
Temporary Staffing-Surveyors	\$50,000	\$50,000
On Call A&E Services for Design of Interim Downtown Transit Hub	\$70,000	\$70,000



# Agenda

## *Upcoming DBE/SBE Projects*

### DBE/SBE Goal

IFB 2021-031 Napoleon Facility Renovation & Upgrade	30.8% DBE
RFP 2021-025 Facility Maintenance & Construction Support Services	100% SBE
RFP 2021-027 Leadership & Change Management Training	100% SBE
RFP 2021-028 Classification, Compensation, Health & Retirement Benefits Consultant	100% SBE

### Current Solicitations

IFB 2022-002 Vegetation Control on Streetcar Lines (Bids due 2/9/22)	100% SBE
RFP 2022-003 Transit Security Services (Proposals due 2/21/22)	23% DBE
IFB 2022-005 Short-Term Janitorial Services (Bids due 2/11/22)	100% SBE





***Questions?***

***Adonis C. Expose', DBE/SBE Liaison Officer III***



# ***Agenda***

## **8. Infrastructure & Planning Report**

# Open Projects

Project	Status	Comments
<b>Close-Out</b>		
Canal Streetcar Restoration	Substantially Complete	Service restored early December, working on contract close-out
<b>Commissioning</b>		
Riverfront Streetcar	Construction	Completing Safety reviews and operator training, to return service mid-January
<b>Construction</b>		
Canal Ferry Terminal	Construction	60% complete with pile driving
ENO Maintenance Bldg. Exterior Envelope	Construction	1Q2022 Completion
St. Charles Streetcar: downtown loop pavement replacement	Construction	1Q2022 Completion
<b>Procurement</b>		
Napoleon Facility Rehabilitation	Procurement	1 bidder, working to gain FEMA/GOHSEP approval on cost reasonableness

# Open Projects

Project	Status	Comments
<b>Engineering</b>		
Rampart Streetcar Restoration: Recovery from Hard Rock Hotel Collapse	Engineering	Finalizing design, anticipate advertising in March.
2021 Non- Advertising Shelter	Engineering	Final Design reviews held internally
Interim Downtown Transfer Center	Engineering	Design Kick off meeting in February. Target In-Service is September 2022
Algiers Point Ferry Terminal Rehabilitation and Modernization	Engineering	Finalizing internal project design/project charter
Lower Algiers Car Ferry Terminal and Maintenance Barge Renovation	Engineering	Waiting on clearance to begin
<b>Planning</b>		
Bus Rapid Transit (BRT) Feasibility Study	Study	Held 3 Community Advisory Committee meetings

# FY 2022 GRANT SCORE CARD

Grant Program	Application Status	Project Total	Federal Amount Requested	Federal Amount Awarded	Scope Request
<b>2021 Carryover Applications</b>					
Areas of Persistent Poverty Program (Replaces HOPE)	Under Review	\$800,000	\$720,000		Develop safe, fast and comfortable transit corridors along the high frequency bus and streetcar routes
5307 Passenger Ferry	Under Review	\$8,900,293	\$7,127,235		New landing barge for Algiers Point, drydock Armiger and Levy ferry boats.
5339 Bus and Bus Facilities	Under Review	\$23,623,535	\$18,925,228		Design and construct Downtown Transit Center
State Capital Outlay	Under Review	\$14,159,064	\$10,619,298		Replace Maintenance Barges at Lower Algiers
<b>2021 Total</b>		<b>\$47,482,892</b>	<b>\$37,392,068</b>		
<b>New Applications</b>					
State DOTD 5339	Submitted	\$2,099,160	\$1,687,728		Purchase non-revenue vehicles to support maintenance crews and administrative staff
Katrina Rita D-CDBG	Draft	\$5,000,000	\$5,000,000		Purchase additional revenue vehicles, right sizing the fleet for New Links Implementation
<b>2022 Total</b>		<b>\$7,099,160</b>	<b>\$37,392,068</b>		
<b>Total Amount Pending</b>		<b>\$54,582,052</b>	<b>\$44,079,796</b>		

# GRANT PURSUIT STRATEGY

Grant Program	Program Eligibility	Available Federal Pool	Expected NOFO Release	Scope Request/Program Purpose
Annual Cycle				
State DOTD 5339	Small and Large Urban	\$3-5M	Winter	Replace Non-Revenue Fleet
State Capital Outlay	State Agencies		Summer	Capital Items related to Ferry System, Replace the Car Ferries
Areas of Persistent Poverty Program	Transit Agencies	\$16M	Summer	Planning and Engineering Grants to improve services/facilities in areas of persistent poverty.
5307 Passenger Ferry	Transit Agencies	\$30M	Spring	Ferry Maintenance Barge Replacement
5339 Bus and Bus Facilities	Transit Agencies	2022 \$376M	Spring	Fleet Replacement
Enhanced Mobility of Seniors and Individuals with Disabilities	State and local government authorities, private nonprofits organizations, transit agencies	2022 \$420M	TBD	Fleet Replacement, technology, mobility management, improving accessibility on fixed route, wayfinding technology,

# GRANT PURSUIT STRATEGY

Grant Program	Program Eligibility	Available Federal Pool	Expected NOFO Release	Scope Request/Program Purpose
<b>2023 Potential</b>				
RAISE	State and local government authorities, private nonprofits organizations, transit agencies	\$1,500M	Spring	Surface transportation infrastructure that will have a significant impact, Phase 2 of New Links Implementation including transit priority, ADA and Bus Fleet
Low-No 5339	Transit Agencies	2023 \$1,23M	Spring	Innovations to modify low or no emission vehicles
Capital Investment Grant	Transit Agencies	2023 \$4,600M		Fixed Guideway (both programs) Bus Rapid Transit
Pilot Program for Transit Oriented Development Planning	State and local government authorities,	\$13M	Spring/Summer	Facilitate multi-modal connectivity and accessibility, enable mixed-use development, planning grant

# GRANT PURSUIT STRATEGY

Grant Program	Program Eligibility	Available Federal Pool	Expected NOFO Release	Scope Request/Program Purpose
<b>Beyond 2023 Potential</b>				
All Stations Accessibility Program (ASAP)	Small and Large Urban	2022 \$350M, 2023 \$350M, 2024 \$350M, 2025 350M, 2026 \$350M	Winter	Projects to repair, improve, modify, retrofit or relocate infrastructure of legacy stations or facilitates for passenger use for rail fixed guideway  Low Floor Streetcars
Electric or Low Emission Ferry Pilot Program	TBD	2022-2026 \$50M	TBD	Alternative Fuels: Methanol, Natural Gas, Liquified Petroleum Gas (LPG), Hydrogen, Fuels derived from Biological Materials, Electricity Replace Car Ferries



# ***THANK YOU***

Lona Edwards Hankins  
lhankins@rtaforward.org  
www.norta.com



# **Agenda**

## **9. Procurements**

- **Napoleon Avenue Facility Renovation and Rebuild –  
403 Napoleon Avenue** **22-010**
- **Non-Revenue Support Vehicles** **22-013**
- **Contract for Background Services** **22-015**
- **Rampart Streetcar Emergency Recovery Project:  
Amend AECOM's Engineering Contract** **22-016**
- **Katrina-Rita CDBG Grant Program** **22-017**
- **Facility Maintenance & Construction Support** **22-018**



# ***Agenda***

## **10. New Business**



# Agenda

## 11. Audience Questions & Comments

**PLEASE NOTE:** Persons wishing to submit public comments must either enter their full name in the chat sections of the Zoom meeting to provide comments during the meeting or email your comments to [rtaboard@rtaforward.org](mailto:rtaboard@rtaforward.org) to have your comments read aloud at the meeting.



# ***Agenda***

## **12. Adjournment**