


*June 11, 2026*


# **Regional Transit Authority**

## **Finance Committee**





The New Orleans Regional Transit Authority (RTA) hereby declares that, in accordance with La. R.S. 42:17.1 (A)(2)(a)-(c), a meeting will be held on Thursday, June 11, 2026, at 11:00 a.m. The meeting will begin at the scheduled time but may be delayed until a quorum is present and will be live streamed on the RTA website; masks are optional.



Written comments on any matter included on the agenda will be accepted in the following ways: 1) Submission of a Speaker Card on meeting day; 2) Electronically by email sent to: [rtaboard@rtaforward.org](mailto:rtaboard@rtaforward.org) prior to the meeting; or 3) By U.S. Mail send to 2817 Canal Street, Attention: Office of Board Affairs, New Orleans, LA 70119.



# ***Agenda***

- 1. Call to Order**
- 2. Roll Call**



# ***Agenda***

## **3. Consideration of Meeting Minutes**

[Finance Committee Meeting – May 14, 2026]

26-084



# ***Agenda***

## **4. Committee Chairman's Report**



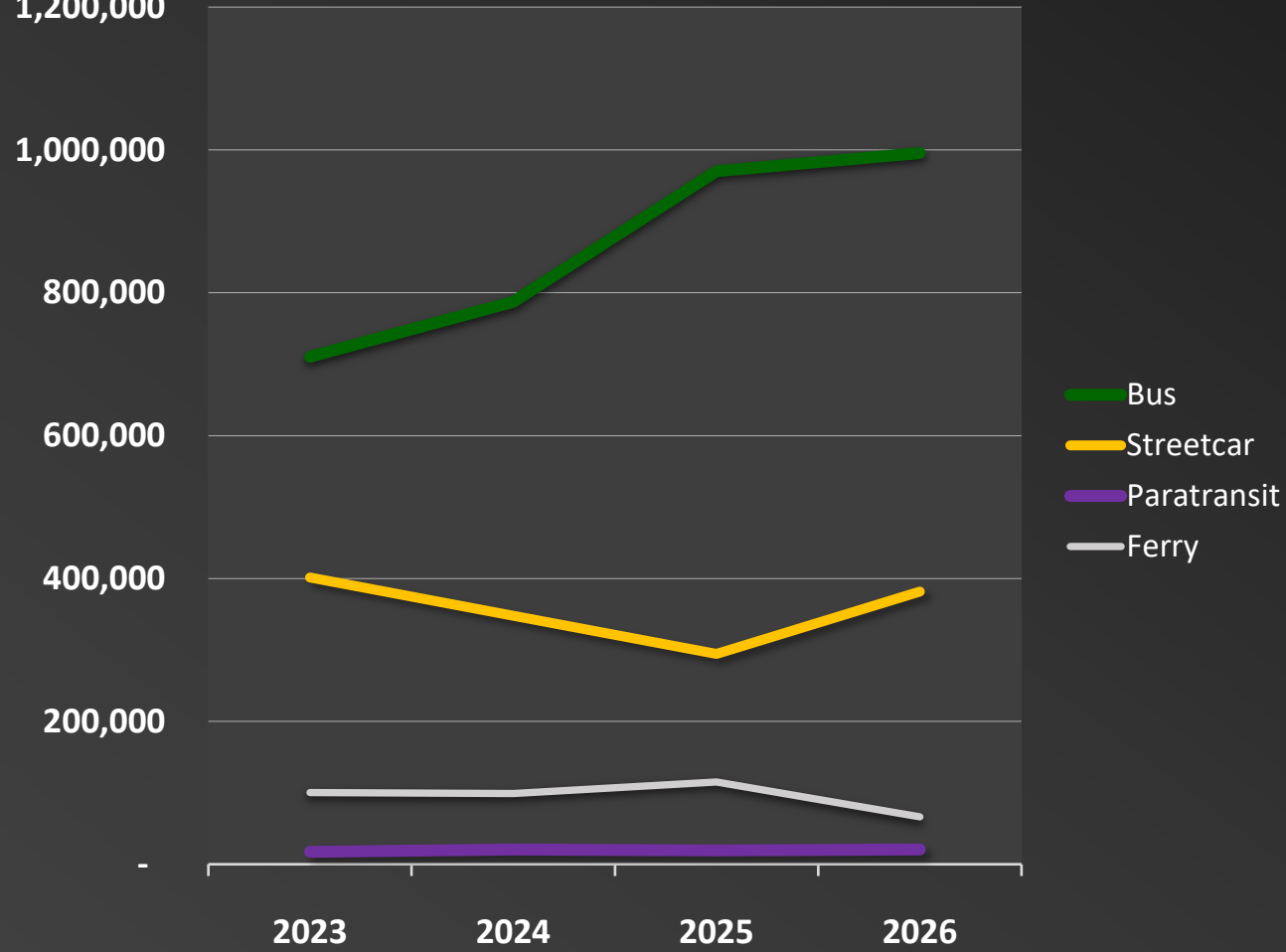
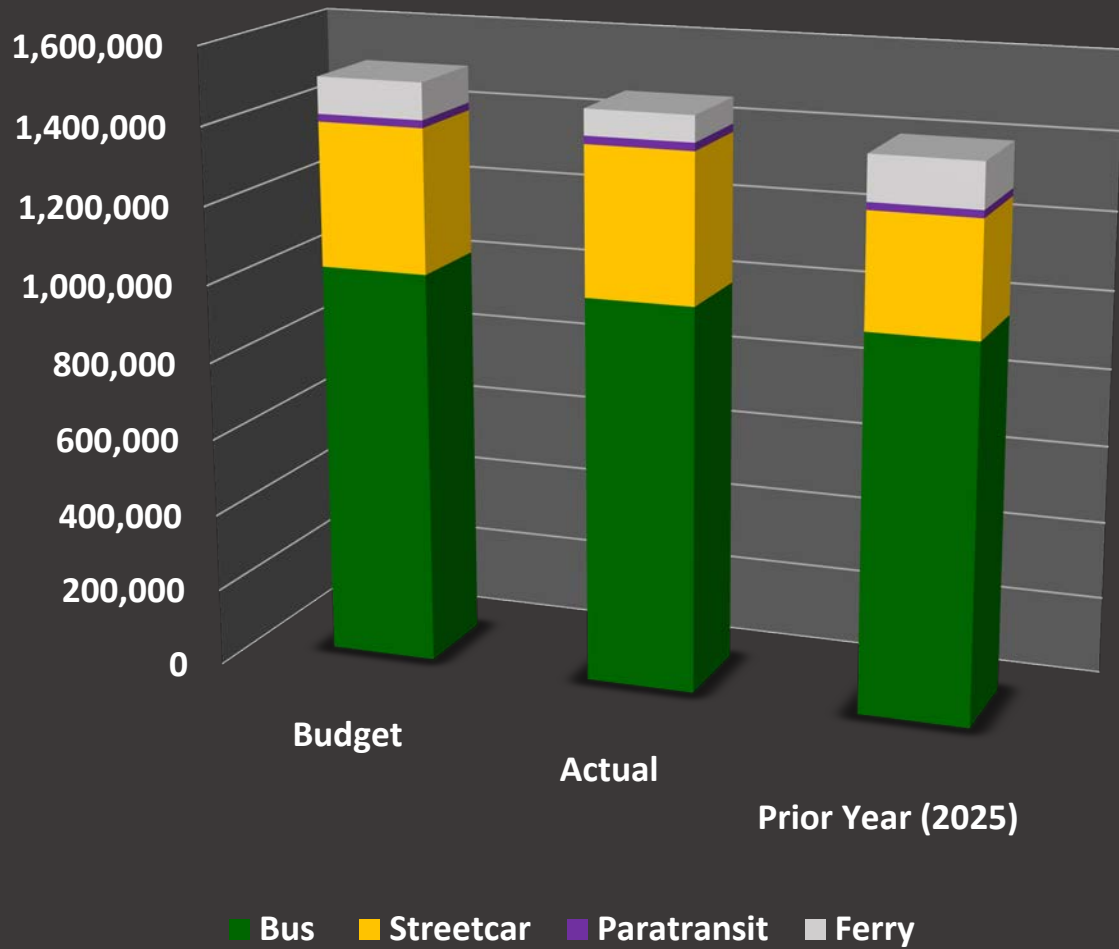
# ***Agenda***

## **5. Chief Executive Officer's Report**



# ***Agenda***

## **6. Chief Financial Officer's Report**



# Ridership

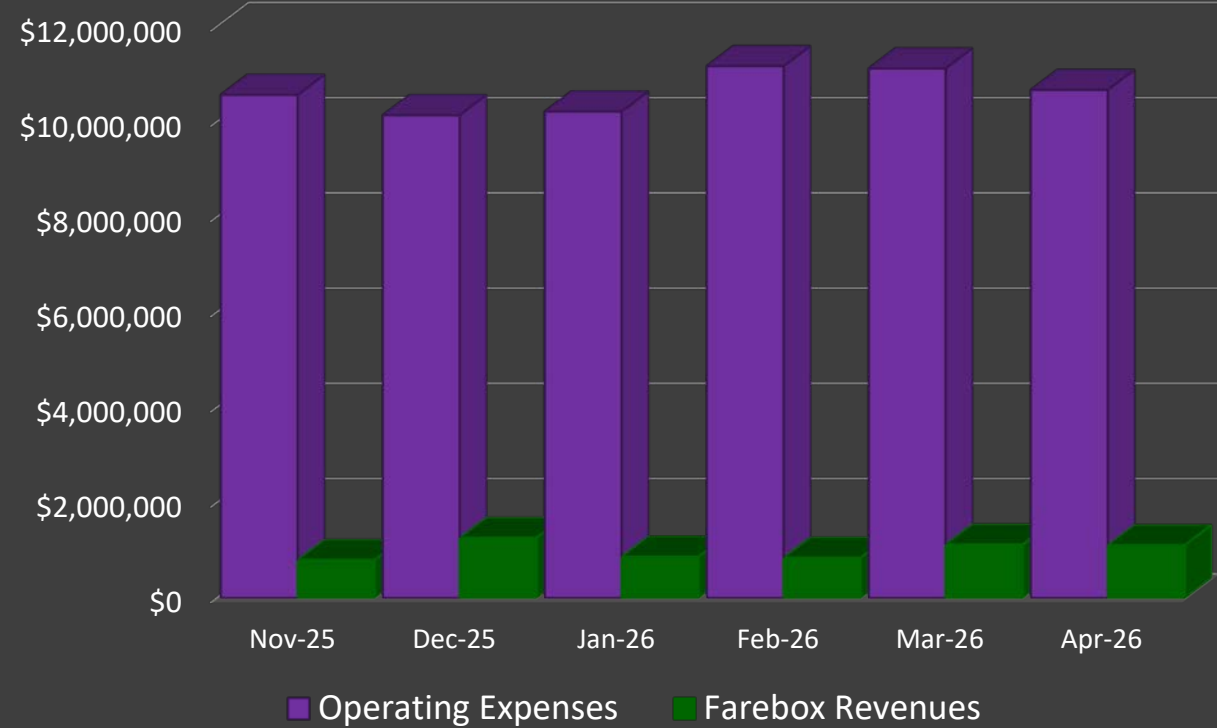
Ridership in April decreased 3% when compared to March actuals. In April, total system ridership (bus, streetcar, paratransit, and ferry) was 1.46M, compared to 1.51M for the previous month of March.



### FAREBOX RECOVERY RATES 2026 vs 2025



### TOTAL OPERATING EXPENSES, FAREBOX REVENUE & FAREBOX RECOVERY

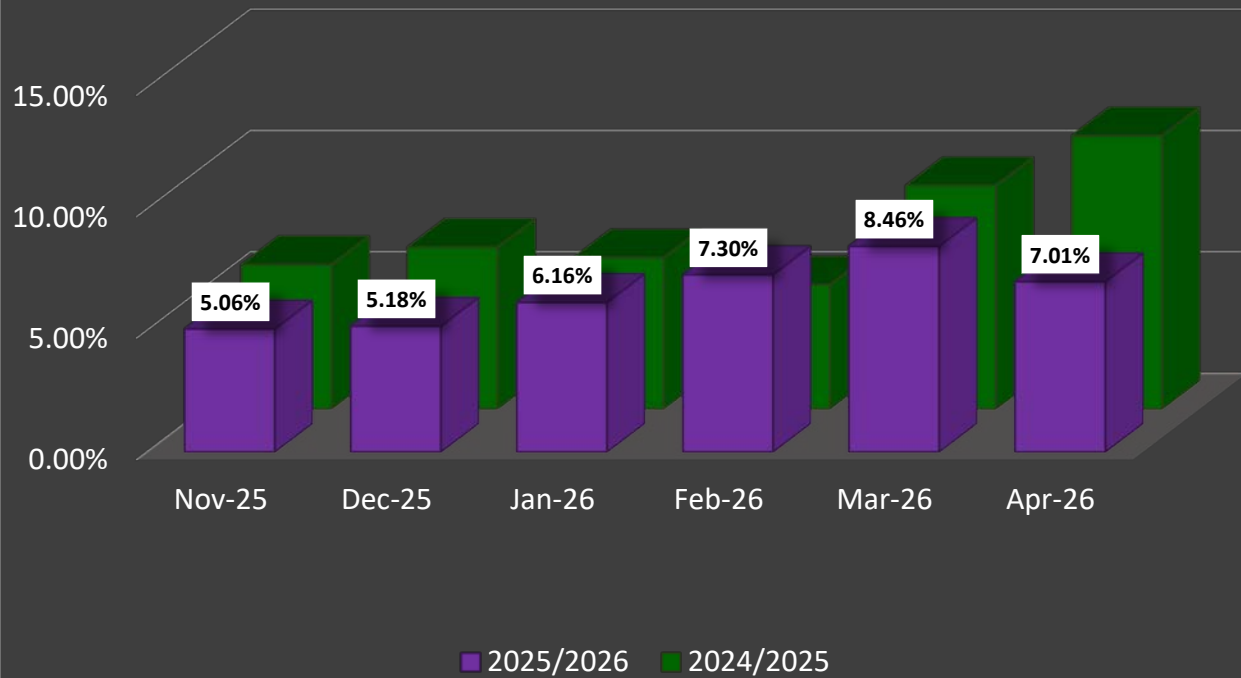


### ***Farebox Recovery Rates 2026 vs. 2025***

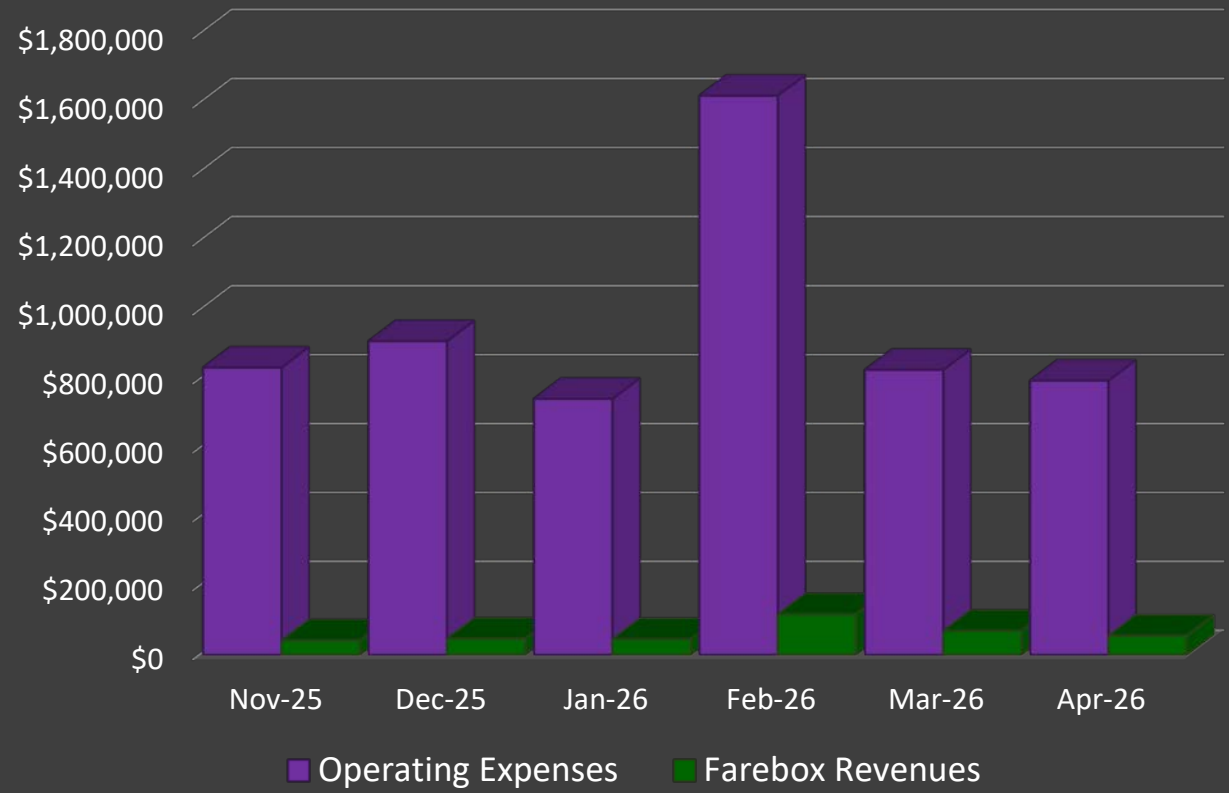
Fare revenue continues to offset a modest percentage of operating expenses as ridership continues to rebound. April's farebox recovery rate increased slightly from 10.1% to 10.4%, an increase of about 0.3%.



**FAREBOX RECOVERY RATES  
2026 vs 2025**



**TOTAL OPERATING EXPENSES, FAREBOX REVENUE & FAREBOX RECOVERY**



***FERRY- Farebox Recovery Rates  
2026 vs. 2025***

The decrease in farebox recovery from 8.5% in March to 7% in April was driven by a decrease passenger revenues due to the Chalmette Ferry outage by LADOTD for bridge repair work. Expenses were also under budget due to the outage of the ferry.

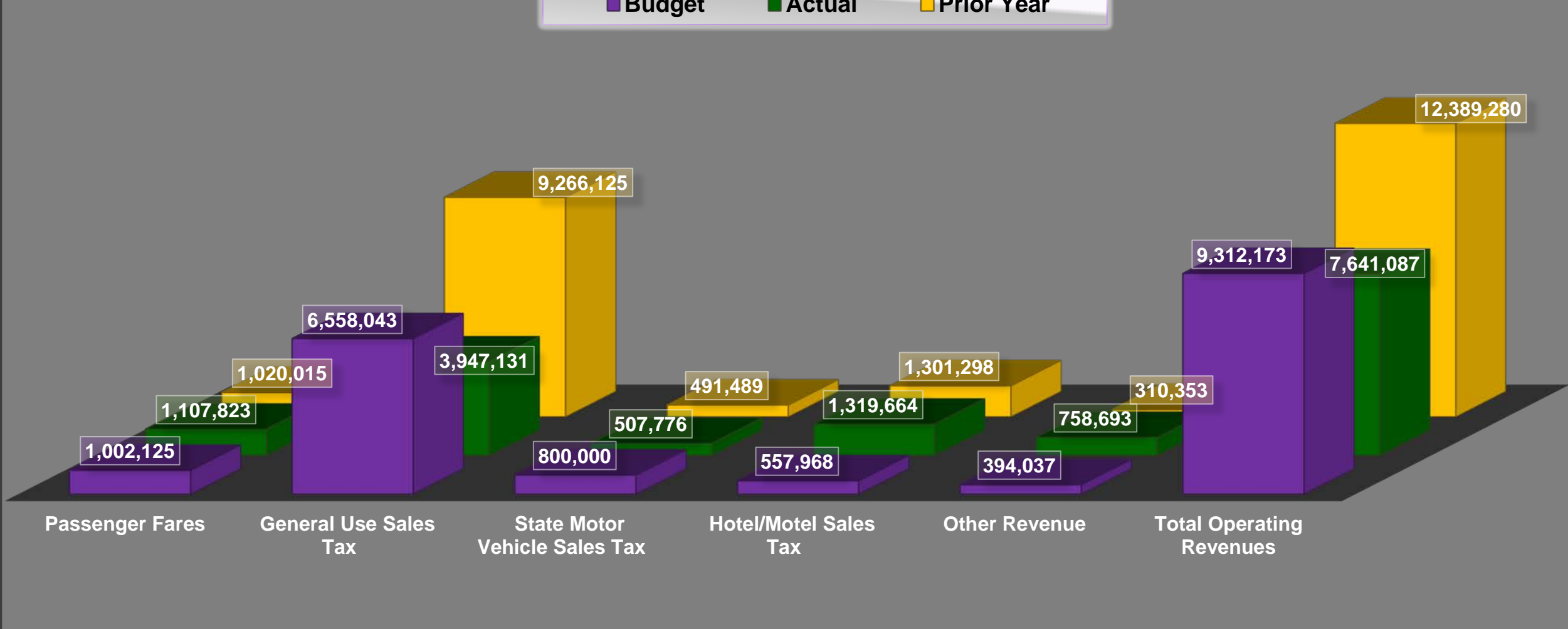




# April 2026 Summary of Sources

<b>SUMMARY OF SOURCES</b>						
	<b>Budget</b>	<b>Actuals</b>	<b>\$ Change</b>	<b>% Change</b>	<b>YTD Budget</b>	<b>YTD Actuals</b>
Sales Tax	7,916,011	5,774,571	(2,141,440)	-27.05%	31,664,044	35,401,678
Government Assistance	2,097,040	2,116,784	19,744	0.94%	8,388,160	8,243,210
<b>Sales Tax and Government Assistance</b>	<b>10,013,051</b>	<b>7,891,355</b>	<b>(2,121,696)</b>	<b>-21.19%</b>	<b>40,052,204</b>	<b>43,644,888</b>
Passenger Fares	1,002,125	1,107,823	105,698	10.55%	4,008,500	3,937,336
Other Operating Revenues	394,037	758,693	364,656	92.54%	1,576,148	5,571,276
<b>Subtotal Transit Operations</b>	<b>1,396,162</b>	<b>1,866,516</b>	<b>470,354</b>	<b>33.69%</b>	<b>5,584,648</b>	<b>9,508,612</b>
<b>Total Operating Revenues</b>	<b>11,409,213</b>	<b>9,757,871</b>	<b>(1,651,342)</b>	<b>-14.47%</b>	<b>45,636,852</b>	<b>53,153,500</b>
Federal Capital Funding	5,518,170	2,265,762	(3,252,408)	-58.94%	22,072,680	8,264,686
Investment Income	102,864	73,502	(29,362)	100.00%	411,456	298,667
<b>Subtotal Capital and Bond Resources</b>	<b>5,621,034</b>	<b>2,339,264</b>	<b>(3,281,770)</b>	<b>-58.38%</b>	<b>22,484,136</b>	<b>8,563,353</b>
<b>Total Revenue</b>	<b>17,030,247</b>	<b>12,097,135</b>	<b>(4,933,112)</b>	<b>-28.97%</b>	<b>68,120,988</b>	<b>61,716,853</b>
Operating Income	1,153,773	1,285,596	131,823	-100.00%	4,615,092	(7,638,681)
<b>Total Sources</b>	<b>18,184,020</b>	<b>13,382,731</b>	<b>(4,801,289)</b>	<b>-26.40%</b>	<b>72,736,080</b>	<b>54,078,172</b>





## ***Operating Revenues (Budget, Actual & Prior Year)***

RTA's two largest revenue sources are General Use Sales Tax (\$3.9M) and Hotel/Motel Sales Tax (\$1.3M). The two combined make up 68.9% or \$5.3M of total revenue. Overall, total operating revenues for the month of April are \$7.6M.

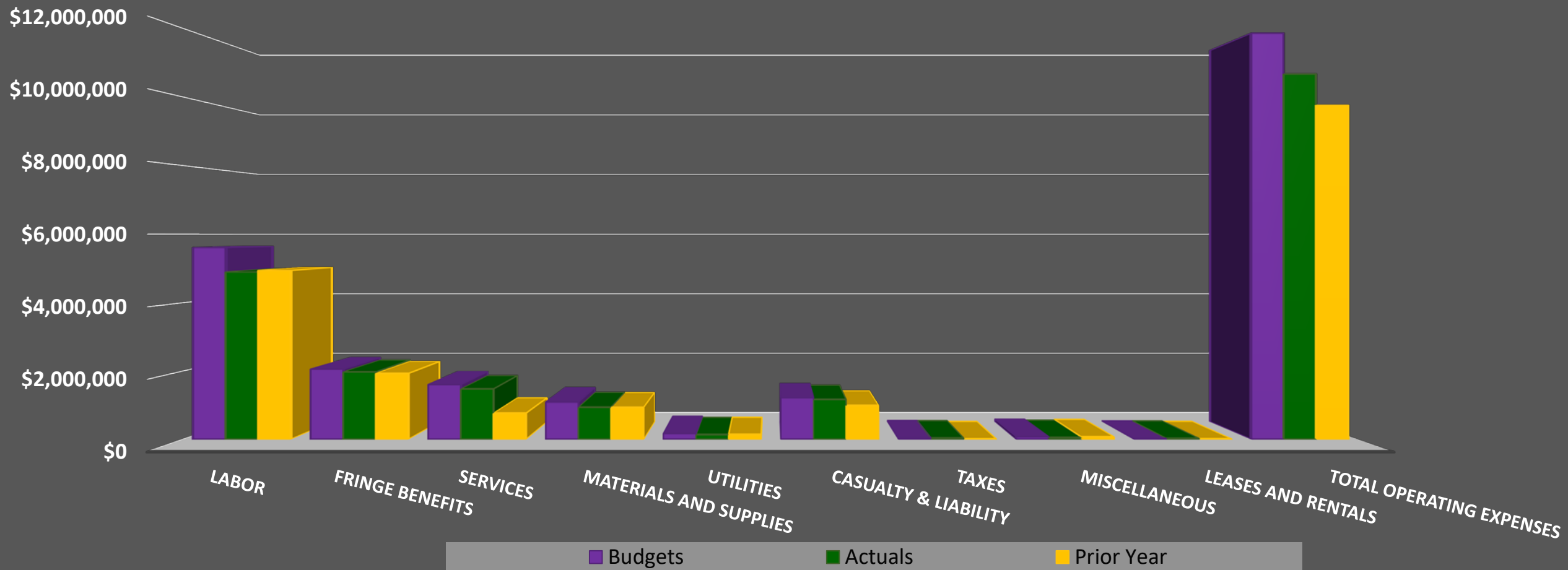


# April 2026 Summary of Uses

<b>Summary of Uses</b>						
	<b>Budget</b>	<b>Actuals</b>	<b>\$ Change</b>	<b>% Change</b>	<b>YTD Budget</b>	<b>YTD Actuals</b>
Transit Operations	11,858,089	10,668,508	1,189,581	10.03%	47,432,356	43,174,131
TMSEL Legacy Costs	112,255	59,526	52,729	46.97%	449,020	346,530
Maritime Costs	454,355	255,032	199,323	43.87%	1,817,420	1,757,213
Capital Expenditures	5,518,170	2,265,762	3,252,408	58.94%	22,072,680	8,264,686
FEMA Project Worksheet Expenditures	0	0	0	0.00%	0	0
Debt Service	241,151	133,903	107,248	44.47%	964,604	535,612
<b>Total Expenditures</b>	<b>18,184,020</b>	<b>13,382,731</b>	<b>4,801,289</b>	<b>26.40%</b>	<b>72,736,080</b>	<b>54,078,172</b>
Operating Income	0	0	0	0.00%	0	0
<b>Total Uses</b>	<b>18,184,020</b>	<b>13,382,731</b>	<b>4,801,289</b>	<b>26.40%</b>	<b>72,736,080</b>	<b>54,078,172</b>



## Operating Expenses (Actual - \$10,668,508)



# Operating Expenses

Operating Expenses for the month of April are roughly \$10.7M. Labor and Fringe Benefits, the largest expenditure at \$6.9M, comprised 64.4% of this month's actual expenses. In total, Operating Expenses for the month of April show a decrease of 4.1% from \$11.1M in March.





# April 30, 2026 Statement of Net Position and Dashboard

**Statement of Net Position as of April 30, 2026**

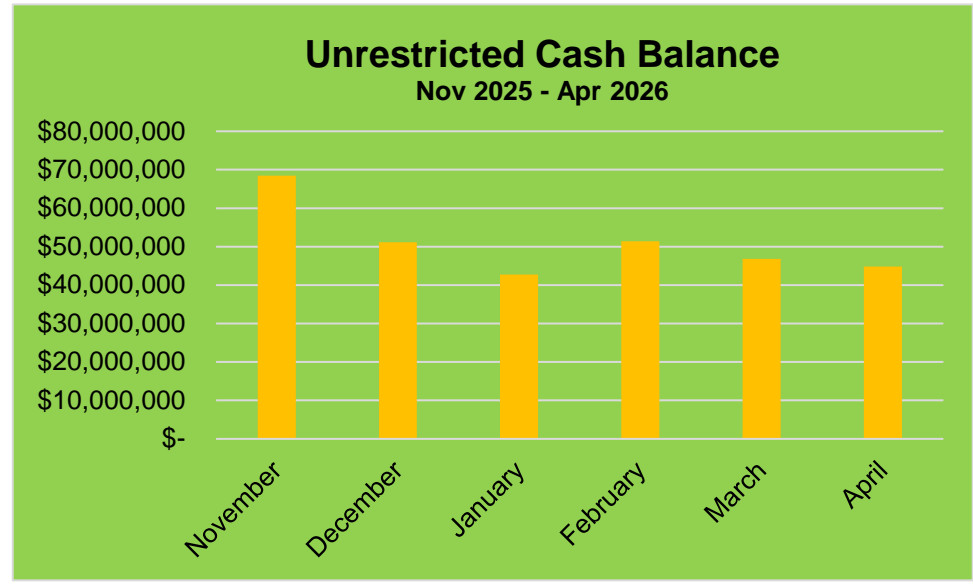
<b>Assets</b>	
Unrestricted cash and equivalents	\$ 44,838,294
Other current assets	74,912,573
Restricted cash and equivalents	10,016,243
Other non-current assets	291,338,513
<b>Total assets</b>	<b>\$ 421,105,623</b>
<b>Liabilities and Net Position</b>	
<b>Liabilities</b>	
Accounts payable and accrued expenses	\$ 9,360,401
Due to NOTMC	43,857,347
Other current liabilities	8,853,723
Bonds payable	57,320,000
Other non-current liabilities	25,828,462
<b>Total liabilities</b>	<b>145,219,933</b>
<b>Net Position</b>	
Unrestricted	265,869,447
Restricted	10,016,243
<b>Total net position</b>	<b>275,885,690</b>
<b>Total liabilities and net position</b>	<b>\$ 421,105,623</b>

**Summary of Unrestricted Cash**

Beginning cash	\$46,850,954
Cash inflows	19,954,511
Cash outflows	<u>(21,967,171)</u>
Ending cash	<u>\$44,838,294</u>
Avg mthly operating exp \$11,755,143	
Months operating cash 3.81	

**Working Capital and Current Ratio**

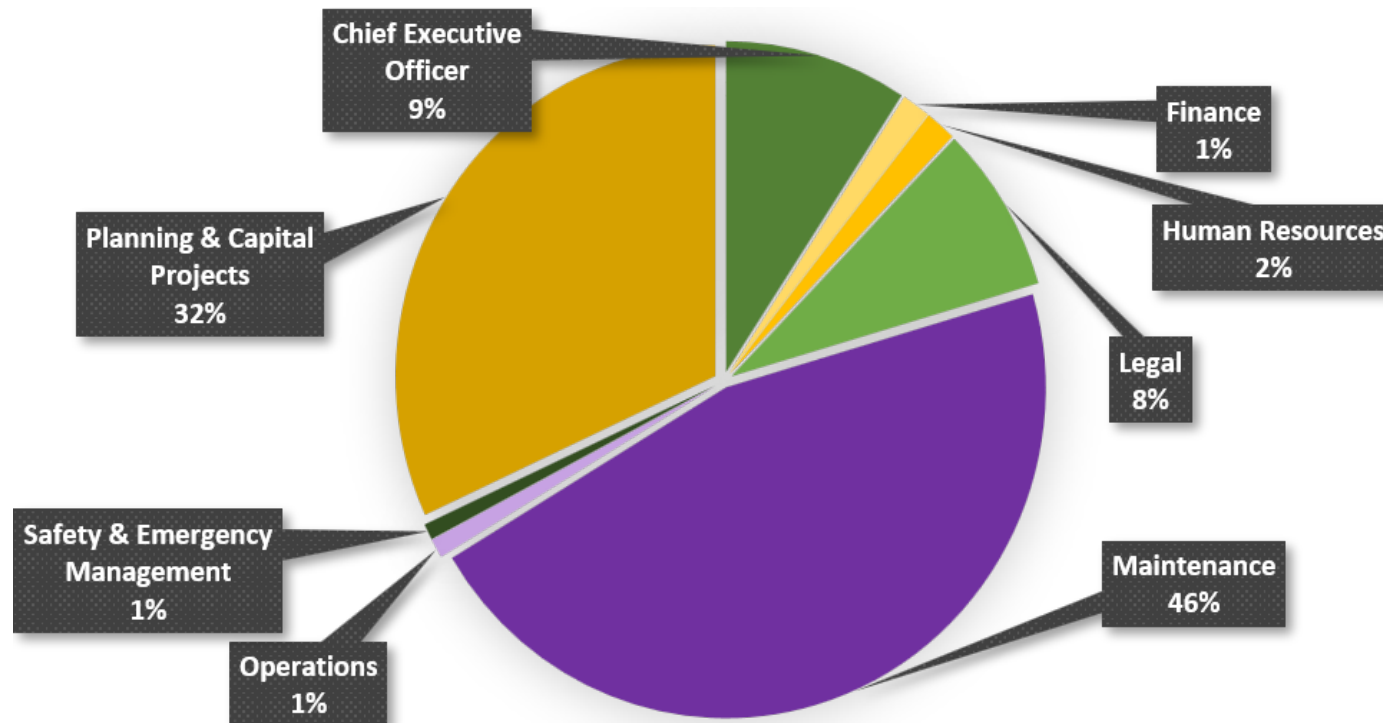
Total current assets	\$119,750,867
Total current liabilities	<u>62,071,471</u>
Working capital	<u>\$ 58,853,112</u>
Current ratio	1.93



# Procurement

Purchase Orders Less than \$100K (May 1, 2026 – May 31, 2026)

## Summary by Division



# Procurement

Purchase Orders Less than \$100K  
(May 1, 2026 – May 31, 2026)

Order	Supplier	Cost Center Code	Cost Center Description	Account	Creation Date	Description	Purchase Order Amount
RTAP_02450	SOUTHERN STRATEGY GROUP OF LOUISIANA	2100	Chief Executive Officer	01-2100-02-7070-176-00-00-00000-00000	5/29/26	Consultant	\$45,000.00
			<b>CEO</b>				<b>\$45,000.00</b>
RTAP_02389	NOTOCO INDUSTRIES	2843	Infrastructure	01-2843-99-8620-125-00-00-00000-00000	5/6/26	Materials & Supplies	\$922.20
RTAP_02395	UNITED RENTALS	2843	Infrastructure	01-2843-99-9771-181-00-00-00000-00000	5/7/26	Equipment Lease	\$3,018.64
RTAP_02396	PRECISION ELEVATOR COMPANY	2843	Infrastructure	01-2843-99-7570-127-00-00-00000-00000	5/7/26	Elevator Inspection (Desire & Canal)	\$14,805.00
RTAP_02402	CITY OF NEW ORLEANS (5)	2843	Infrastructure	01-2843-99-7570-127-00-00-00000-00000	5/12/26	Service	\$875.00
RTAP_02407	NU-LITE ELECTRICAL WHOLESALERS	2843	Infrastructure	01-2843-99-8620-123-00-00-00000-00000	5/13/26	Streetcar Lights	\$430.56
RTAP_02411	GRAINGER (2)	2843	Infrastructure	01-2843-99-8620-123-00-00-00000-00000	5/14/26	Materials & Supplies	\$12,230.70
RTAP_02419	VAUGHN'S POWER EQUIPMENT INC	2843	Infrastructure	01-2843-99-8620-123-00-00-00000-00000	5/19/26	Equipment & Supplies	\$419.88
RTAP_02424	GRAINGER (2)	2843	Infrastructure	01-2843-99-8620-127-00-00-00000-00000	5/19/26	Water Filters	\$1,212.60
RTAP_02427	GRAINGER (2)	2843	Infrastructure	01-2843-99-8620-123-00-00-00000-00000	5/20/26	Materials & Supplies	\$3,824.43
RTAP_02431	KEN BROWN & SONS INC	2843	Infrastructure	01-2843-99-8620-125-00-00-00000-00000	5/20/26	Shower heads	\$909.46
RTAP_02434	ECONOMIC JANITORIAL SUPPLIES	2843	Infrastructure	01-2843-99-8620-123-00-00-00000-00000	5/22/26	Materials & Supplies	\$1,020.75
RTAP_02438	GRAINGER (2)	2843	Infrastructure	01-2843-99-8620-125-00-00-00000-00000	5/27/26	Materials & Supplies	\$3,598.88
RTAP_02440	BGSN MECHANICAL LLC	2843	Infrastructure	01-2843-99-7570-125-00-00-00000-00000	5/28/26	AC Unit Parts (ENO)	\$4,821.60
RTAP_02444	ALLIED HAMCO	2843	Infrastructure	01-2843-99-8620-123-00-00-00000-00000	5/29/26	Materials & Supplies	\$1,760.78
RTAP_02400	ISSUETRAK	2900	Information Technology	01-2900-02-7140-162-00-00-00000-00000	5/11/26	Service	\$14,962.00
RTAP_02413	CARASOFT TECHNOLOGY CORP	2900	Information Technology	01-2900-02-7140-163-00-00-00000-00000	5/14/26	Annual SaaS Marketing Subscriptions, (04/29/26 - 04/28/27)	\$15,375.36
RTAP_02422	WOLTERS KLUWER FINANCIAL SERVICES	2900	Information Technology	01-2900-02-7140-171-00-00-00000-00000	5/19/26	Audit Software (5/22/26 - 5/21/27)	\$9,691.00
RTAP_02429	ENGHOUSE TRANSPORTATION LLC	2900	Information Technology	01-2900-02-7140-021-05-00-00000-00000	5/20/26	Service	\$64,169.00
RTAP_02449	SMART 3RD PARTY	2900	Information Technology	01-2900-02-7070-170-00-00-00000-00000	5/29/26	Consultant	\$1,185.00
			<b>Planning &amp; Capital Projects</b>				<b>\$155,232.84</b>
RTAP_02432	FLYLOCK SECURITY SOLUTIONS	3300	SSEM	01-3300-99-7680-161-00-00-00000-00000	5/21/26	Cipher Lock @ ENO	\$3,825.00
			<b>SSEM</b>				<b>\$3,825.00</b>
RTAP_02452	BEARCOM	4100	Operations	01-4100-02-7150-176-00-00-00000-00000	5/29/26	Motorola Dispatch Radio System	\$4,100.00
RTAP_02453	LA WATERS	4100	Operations	01-4100-99-8640-181-00-00-00000-00000	5/29/26	Water	\$514.72
			<b>Operations</b>				<b>\$4,614.72</b>

# Procurement

Purchase Orders Less than \$100K  
(May 1, 2026 – May 31, 2026)

Order	Supplier	Cost Center Code	Cost Center Description	Account	Creation Date	Description	Purchase Order Amount
RTAP_02393	INTERSTATE ALL BATTERY CENTER	2943	Fleet Technology	01-2943-99-8640-101-00-00-00000-00000	5/7/26	Radio Batteries	\$502.50
RTAP_02428	SPX GENFARE	2943	Fleet Technology	01-2943-02-7520-111-13-00-00000-00000	5/20/26	Repairs to TMV at Canal	\$7,370.00
RTAP_02430	MOTOROLA (3)	2943	Fleet Technology	01-2943-99-8640-101-00-00-00000-00000	5/20/26	Materials & Supplies	\$6,720.66
RTAP_02436	SEON SYSTEMS SALES INC	2943	Fleet Technology	01-2943-99-8510-061-89-00-00000-00000	5/26/26	Dual facing front camera replacement	\$3,781.62
RTAP_02421	AMERICAN TRACTION SOLUTIONS INC	0000	Unspecified	01-0000-00-1514-000-00-00-00000-00000	5/19/26	PCC GEN II CONTROL MODULE	\$19,667.34
RTAP_02382	GRAINGER (2)	4300	Maintenance	01-4300-04-8640-061-03-00-00000-00000	5/1/26	Materials & Supplies	\$1,018.76
RTAP_02383	IDEAL LIGHTING	4300	Maintenance	01-4300-99-8640-141-03-00-00000-00000	5/1/26	Materials & Supplies	\$1,866.25
RTAP_02384	NEW FLYER OF AMERICA (2)	4300	Maintenance	01-4300-02-8510-062-01-00-00000-00000	5/1/26	Revenue Vehicle Parts	\$11,140.02
RTAP_02385	SWIGER COIL SYSTEMS	4300	Maintenance	01-4300-04-9496-181-03-00-00000-00000	5/1/26	Miscellaneous	\$3,050.00
RTAP_02387	NU-LITE ELECTRICAL WHOLESALERS	4300	Maintenance	01-4300-99-8640-141-03-00-00000-00000	5/1/26	Materials & Supplies	\$1,715.31
RTAP_02388	STAR GLASS INC	4300	Maintenance	01-4300-06-7580-091-00-00-00000-00000	5/6/26	Glass Repairs on Support Vehicles	\$1,198.05
RTAP_02391	TRI-STATE REFRIGERATION	4300	Maintenance	01-4300-02-7410-061-01-00-00000-00000	5/6/26	Bus AC Repairs	\$3,644.66
RTAP_02392	LA WATERS	4300	Maintenance	01-4300-02-8650-061-01-00-00000-00000	5/6/26	Water	\$3,745.76
RTAP_02398	LAMARQUE FORD	4300	Maintenance	01-4300-02-8510-061-01-00-00000-00000	5/8/26	Bus Revenue Vehicle Parts	\$3,101.50
RTAP_02401	TRI-STATE REFRIGERATION	4300	Maintenance	01-4300-02-7410-061-01-00-00000-00000	5/11/26	Bus AC Repairs	\$1,153.92
RTAP_02404	GRAINGER (2)	4300	Maintenance	01-4300-02-8640-051-01-00-00000-00000	5/12/26	Bus Supplies	\$2,469.38
RTAP_02405	GRAINGER (2)	4300	Maintenance	01-4300-04-8640-061-03-00-00000-00000	5/13/26	Streetcar Supplies	\$128.20
RTAP_02406	AMERICAN TRACTION SOLUTIONS INC	4300	Maintenance	01-4300-04-7610-061-03-00-00000-00000	5/13/26	Module Repairs for Streetcar (Recreate PO RTAP_01658)	\$1,759.86
RTAP_02408	KENWORTH OF LOUISIANA LLC	4300	Maintenance	01-4300-02-7310-061-01-00-00000-00000	5/14/26	Bus Transmission Repairs	\$12,343.97
RTAP_02409	TRI-STATE REFRIGERATION	4300	Maintenance	01-4300-02-7410-061-01-00-00000-00000	5/14/26	Bus AC Repairs	\$10,908.07
RTAP_02410	KENWORTH OF LOUISIANA LLC	4300	Maintenance	01-4300-02-7360-061-01-00-00000-00000	5/14/26	Bus Engine Repairs	\$6,399.63
RTAP_02412	NAPA	4300	Maintenance	01-4300-04-8640-061-03-00-00000-00000	5/14/26	Materials & Supplies	\$4,091.25
RTAP_02416	JR CHEMICAL SALES	4300	Maintenance	01-4300-04-8640-181-03-00-00000-00000	5/14/26	Degreaser / Hand Cleaner	\$410.24
RTAP_02420	TRI-STATE REFRIGERATION	4300	Maintenance	01-4300-02-7410-061-01-00-00000-00000	5/19/26	AC Repair - Unit 328	\$1,623.59
RTAP_02423	LOUISIANA DEPARTMENT OF PUBLIC (5)	4300	Maintenance	01-4300-02-9211-031-01-00-00000-00000	5/19/26	Electric / Hybrid Usage Fees (OMV)	\$3,470.00
RTAP_02433	ACADIAN CYPRESS & HARDWOOD	4300	Maintenance	01-4300-04-8640-061-03-00-00000-00000	5/21/26	Materials & Supplies	\$3,375.00
RTAP_02437	DIXIE SUPPLY LLC	4300	Maintenance	01-4300-04-8640-061-03-00-00000-00000	5/27/26	AC-to-DC Conversion Circuits	\$430.00
RTAP_02445	GRAINGER (2)	4300	Maintenance	01-4300-04-8640-061-03-00-00000-00000	5/29/26	Materials & Supplies	\$383.93
RTAP_02446	BROOKVILLE EQUIPMENT CORPORATION	4300	Maintenance	01-4300-99-7080-041-03-00-00000-00000	5/29/26	Rail Training	\$38,135.67
RTAP_02447	PEARL MEDIA	4300	Maintenance	01-4300-99-8640-166-03-00-00000-00000	5/29/26	Materials & Supplies	\$39,134.72
RTAP_02451	NEW FLYER OF AMERICA	4300	Maintenance	01-4300-02-8510-062-01-00-00000-00000	5/29/26	Parts & Supplies	\$6,673.35
RTAP_02390	LAMARQUE FORD	4500	Paratransit Services	01-4500-06-8510-061-05-00-00000-00000	5/6/26	Para Revenue Vehicle Parts	\$416.08
RTAP_02414	LAMARQUE FORD	4500	Paratransit Services	01-4500-06-8510-061-05-00-00000-00000	5/14/26	Para Revenue Vehicle Parts	\$12,741.30
RTAP_02425	LAMARQUE FORD	4500	Paratransit Services	01-4500-06-8510-061-05-00-00000-00000	5/20/26	Para Revenue Vehicle Parts	\$3,043.47
RTAP_02426	SNAP-ON EQUIPMENT	4500	Paratransit Services	01-4500-06-7610-061-05-00-00000-00000	5/20/26	Repair Service for Para Vehicles	\$3,920.28
RTAP_02442	MODEL1	4500	Paratransit Services	01-4500-06-8510-061-05-00-00000-00000	5/29/26	Para Revenue Vehicle Parts	\$677.40
RTAP_02443	LAMARQUE FORD	4500	Paratransit Services	01-4500-06-8510-061-05-00-00000-00000	5/29/26	Para Revenue Vehicle Parts	\$1,357.87
			<b>Maintenance</b>				<b>\$223,569.61</b>



# Procurement

Purchase Orders Less than \$100K  
(May 1, 2026 – May 31, 2026)

Order	Supplier	Cost Center Code	Cost Center Description	Account	Creation Date	Description	Purchase Order Amount
RTAP_02435	COMMUNITY COFFEE COMPANY LLC	5100	Chief Financial Officer	01-5100-02-8570-175-89-00-00000-00000	5/22/26	Agency Coffee	\$7,000.00
			<b>Finance</b>				<b>\$7,000.00</b>
RTAP_02397	PARRAN'S CATERING & BANQUET HALL	7400	Benefits & Employee Administration	01-7400-02-9496-181-89-00-00000-00000	5/8/26	Employee Quarterly Business Meeting Food	\$505.00
RTAP_02415	HUB INTERNATIONAL	7400	Benefits & Employee Administration	01-7400-02-9496-181-89-00-00000-00000	5/14/26	Miscellaneous	\$375.00
RTAP_02417	TONY'S SEAFOOD	7400	Benefits & Employee Administration	01-7400-02-9496-181-89-00-00000-00000	5/15/26	Employee Quarterly Business Meeting Food	\$6,776.00
			<b>Human Resources</b>				<b>\$7,656.00</b>
RTAP_02399	WRIGHT NATIONAL FLOOD INSURANCE CO	8300	Risk Management	01-8300-02-9138-169-00-00-00000-00000	5/8/26	Flood Insurance	\$39,891.00
			<b>Risk Management</b>				<b>\$39,891.00</b>
<b>65</b>							<b>\$ 486,789.17</b>



# *Questions?*



# ***Agenda***

## **7. DBE Report**

# Current DBE Projects

Project	Contract Amount	DBE Contract Commitment	Total Payments Made to DBE	Tentative Completion Date
Transit Ferry Services	\$10,525,778	\$1,052,577	\$692,625	3/2027
Universal Accessibility Study	\$258,221	\$87,588	\$94,224	5/2026
Drug and Alcohol Testing Services	\$250,000	\$250,000	\$157,848	9/2026
Pest Control Services	\$178,568	\$178,568	\$41,785	5/2029
Climate Adaptive Transit Shelter Design	\$650,000	\$117,000	\$0	6/2027
Fare Collection System Upgrade Consultant	\$500,000	\$111,500	\$13,020	7/2027
Streetcar System Modernization Master Plan	\$1,200,000	\$444,000	\$95,948	12/2026
Standard Operating Procedure (SOP) Development	\$300,000	\$150,000	\$0	7/2026
Algiers Ferry Terminal & Maintenance Building Renovation	\$9,538,000	\$3,554,812	\$462,172	4/2027

Payments made to DBEs in the month of May totaled \$124,714



# Current SBE Projects

Project	Contract Amount	SBE Goal	Total Payments Made to SBE	% Goal Achieved May 2026	Tentative Completion Date
Advertising Campaigns & Media Buying Services	\$800,000	100%	\$683,376	85%	2/2028
Algiers Ferry Buildings Renovation – Design/CM	\$1,100,000	100%	\$665,256	60%	4/2027
Algiers Ferry Barges Replacement – Design/CM	\$1,365,265	100%	\$647,422	47%	12/2026
Website Services	\$300,000	100%	\$224,991	75%	5/2027
Transit Stops Inventory Improvement	\$493,430	100%	\$485,015	98%	6/2026
Rampart/Loyola Streetcar Electrical Feeder Repair	\$72,000	100%	\$37,348	52%	12/2026

Payments made to SBEs in the month of May totaled \$128,648



# Current SBE Projects

Project	Contract Amount	SBE Goal	Total Payments Made to SBE	% Goal Achieved May 2026	Tentative Completion Date
Transit Shelter Permitting for Broad and Canal Street	\$39,831	100%	\$30,850	77%	12/2026
Opportunity Pass Marketing & Outreach Services	\$96,450	100%	\$54,722	57%	12/2026
All Stations Accessibility Program – St Charles Streetcar	\$1,300,000	100%	\$0	0%	12/2026
St Charles Streetcar – Downtown Loop Track Replacement – Phase 4	\$524,821	100%	\$73,180	14%	9/2026
Tree Cutting and Vegetation Clearance	\$33,000	100%	\$0	0%	11/2026

Payments made to SBEs in the month of May totaled \$128,648



# *Upcoming SBE Projects*

## DBE/SBE Goal

RFP 2025-031 Transit Security Services  
(Oral Presentations being scheduled)

100% SBE

RFP 2026-003 Community Outreach & Engagement Services  
(Oral Presentations being scheduled)

100% SBE

RFP 2026-005 On-Call Technical Safety Support  
(Under Administrative Review)

100% SBE



# ***DBE/SBE Business Development Training and Outreach Event***

## **DBE Workshop: Teaming and Joint Ventures**

This workshop will provide small business owners with a practical overview of how teaming agreements and joint ventures (JVs) can help them compete more effectively for larger contracts, particularly in government and large public-sector projects.

**Tuesday, May 26<sup>th</sup>, 5:30 PM to 7:00 PM**  
RTA Board Room, 2nd Floor  
2817 Canal Street, New Orleans

## **Regional Transit Authority's Opportunity Conference** *“How to do Business with RTA”*

This Outreach meeting will discuss RTA's procurement process, how to become an RTA vendor, an update on RTA's DBE/SBE program, the Capital Projects forecast, and conclude with a Prime/Subcontractors Meet & Greet.

**Thursday, May 28<sup>th</sup>, 10:00 AM to 12:00 NOON**  
RTA Board Room, 2nd Floor  
2817 Canal Street, New Orleans

# *RTA's Opportunity Conference*





# *Questions?*



# ***Agenda***

## **8. Chief Planning and Capital Project Officer's Report**



# Capital Investment Program (CIP): Major Initiatives



## BETTER BUS

Continuously invest and improve bus service, the workhorse of a transit system



## STREETCAR SYSTEM MODERNIZATION

Reimagine streetcar fleet, stops, and trackway to be safer, faster, and more accessible



## GREAT RIDER AMENDITIES

Provide excellent places to wait and transfer, from basic stops to major hubs and terminals



## BUS RAPID TRANSIT (BRT)

Transformative high-speed corridor project connecting the East to Downtown to Algiers



## UNIVERSAL ACCESSIBILITY

Ensure all aspects of RTA are inclusive and welcoming to all abilities and ages



## TRANSIT-ORIENTED COMMUNITIES

Connect transit to the development of housing that is affordable and promotes excellent quality of life

# Capital Investment Program (CIP):

## Major Initiative

**ACTIVE PROJECTS**

**GREATER RIDER AMENITIES**

- 1 Algiers Point Ferry Terminal
- 2 Downtown Transit Center
- 3 Major Mobility Hub
- 4 Minor Mobility Hub

**STREETCAR SYSTEM MODERNIZATION**

- 5 Master Plan
- 6 Harmony Circle
- 7 All Stations Accessible
- 8 Carrollton Double Crossover Replacement

**BUS RAPID TRANSIT (BRT)**

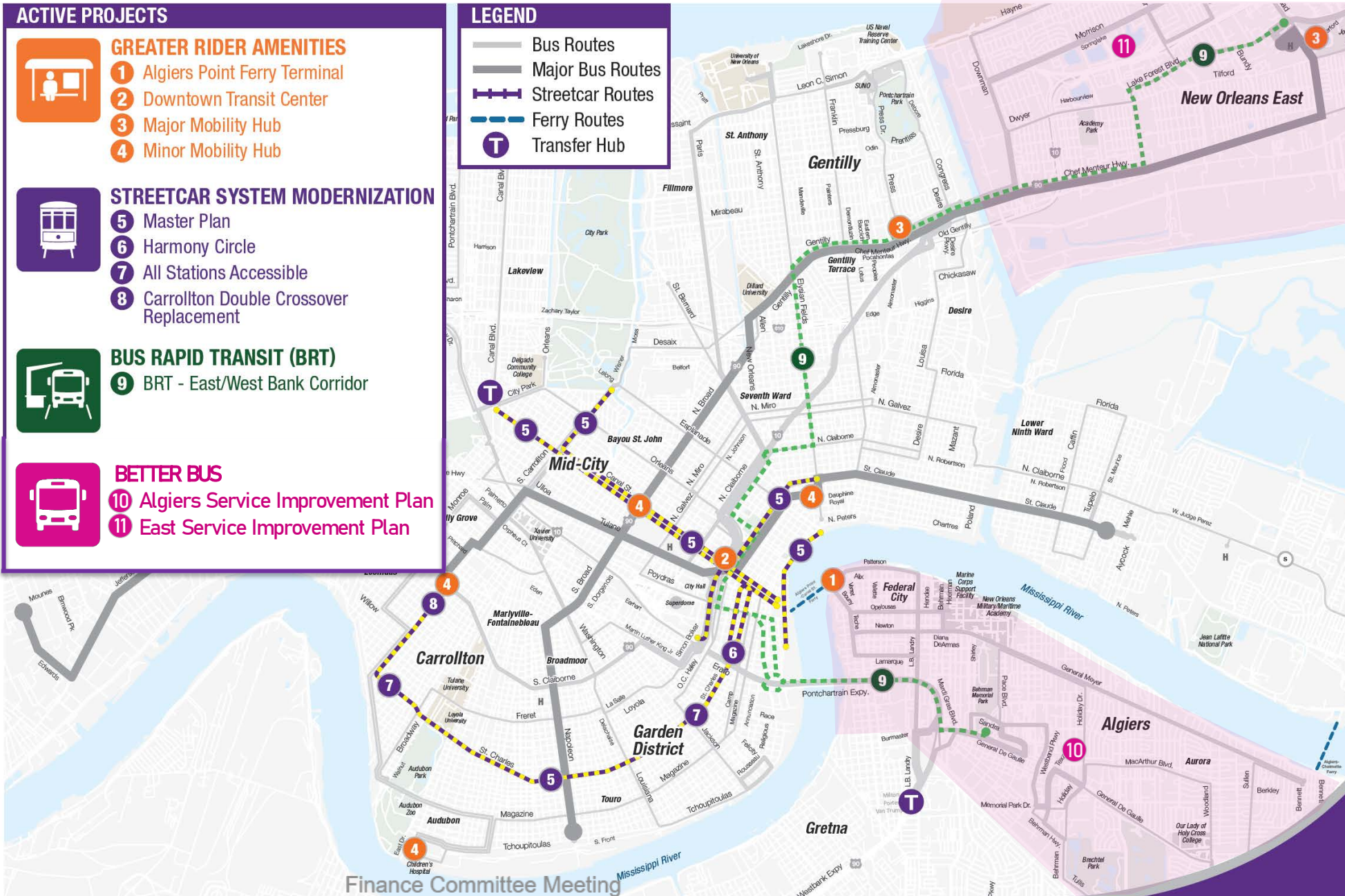
- 9 BRT - East/West Bank Corridor

**BETTER BUS**

- 10 Algiers Service Improvement Plan
- 11 East Service Improvement Plan

**LEGEND**

- Bus Routes
- Major Bus Routes
- Streetcar Routes
- Ferry Routes
- T Transfer Hub



# Open Projects: Construction

## Algiers Ferry Buildings Renovation

Rehabilitate and modernize the 40-year-old Algiers Ferry Terminal for modern vessels and access, add Marine administrative offices, develop concessions/public space. Renovate Lower Algiers Maintenance Facility.

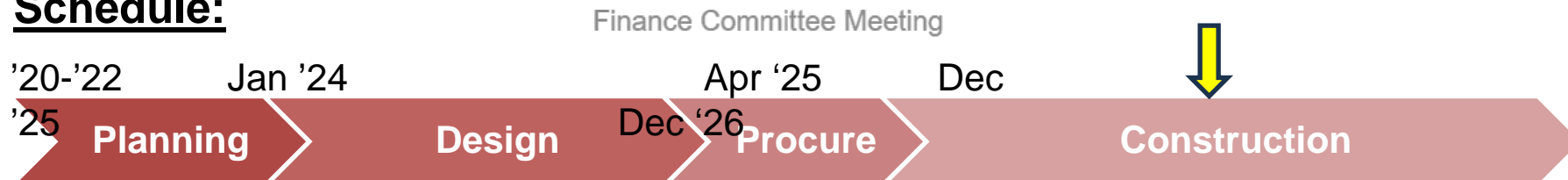
### Project Budget:

Total: \$11,407,000 (80% grant funded)

### Status:

- Construction of new ramp/stair underway
- Plumbing rough-in

### Schedule:



### Contracting:

A&E: Batture  
Contractor: CDW Services  
Contracting Strategy: D/B/B

### Board Action:

- CEA with nonprofit partner for concession space, programming (June – full board)
- CEA with City for complimentary ADA improvements (August)



# Open Projects: Procurement

## Algiers Ferry Barges Modernization

Replace landing barges at Algiers Point and Lower Algiers with new, standardized design for interoperability between ferry landing locations.

### Project Budget:

Total: \$13,670,000  
(80% grant funded)

### Contracting:

A&E: Infinity Engineering (On-Call)  
Contractor: TBD  
Contracting Strategy: D/B/B

### Status:

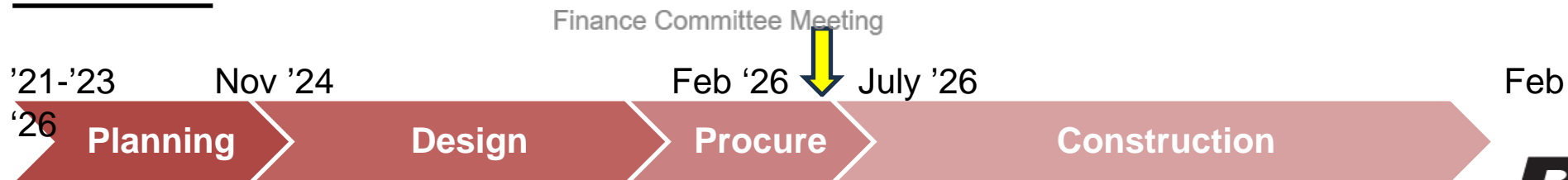
- Bids reviewed and ready to award

### Board Action:

- **Award bid (June)**



### Schedule:



# Open Projects: Design



## Low-Emission Fleet Replacement

Advance the conversion of bus fleet to low emissions with 26 CNG vehicles; CNG infrastructure and ENO facility improvements to relocate entire bus fleet; investment in workforce transition.

### Contracting:

PM: CTE (Named partner)  
Design: Jacobs (Named partner)  
Charging Equipment: Heliox (Named partner)  
Construction: TBD  
Vehicles: TBD  
Workforce Dev: Delgado, IBEW (Named partners)

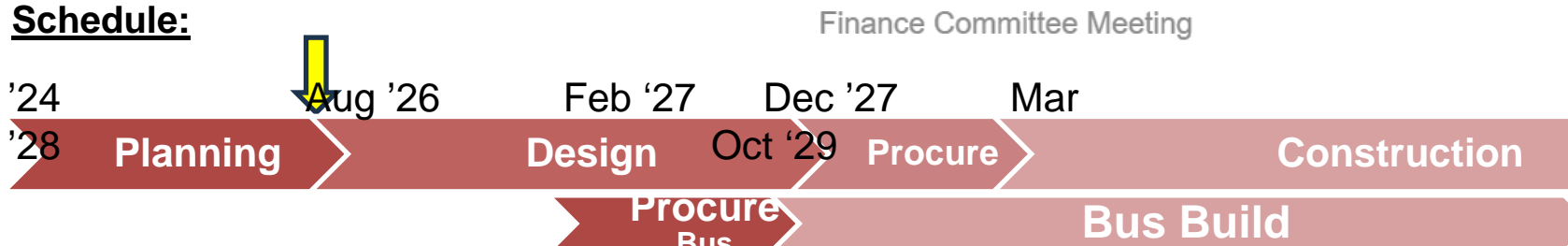
### Project Budget:

Total: \$80,862,949 (88% Federal grant funded)

### Status:

Completed re-scope of propulsion technology  
Finalized Grant Agreement and Scope  
Update Jacobs contract based on re-scope

### Schedule:



### Board Action:

- Amend design contract (August)
- Order 26 buses (Aug/Sept)





# Open Projects: Design



## BRT: East-West Bank Corridor

Design and construct the region's first rapid transit line to link New Orleans East, Downtown, and the West Bank

### Contracting:

Prelim. Engineer: AECOM  
Final Engineer: TBD  
CMAR Contractor: TBD  
Contracting Strategy: CMAR

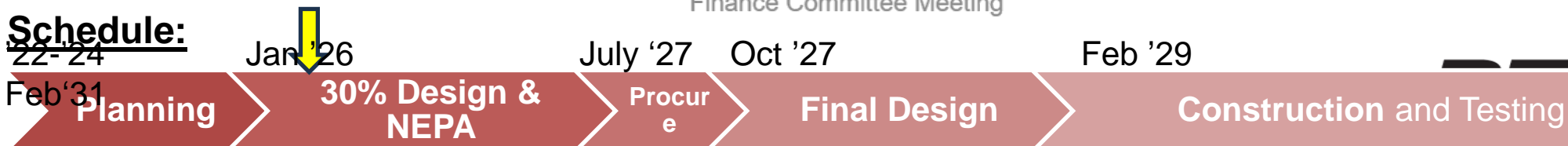
### Project Budget:

Total: \$250-350 million

### Status:

Developing outreach plan  
Coordinating with DOTD and DPW on analysis and design

### Schedule:



### Board Action:

None currently



# **Open Projects: Planning**



## **Streetcar System Modernization: Master Plan**

Detailed condition assessment of power, electrical, track, guideway and vehicles.  
Develop modernization scenarios for all systems that includes 100% full ADA-compliant fleet.  
Support community engagement of process and selection of preferred scenario and final plan.

### **Contracting:**

Consultant: HDR

### **Status:**

Data collection / existing conditions complete  
Public facing survey underway  
Initial public meetings this summer  
Visioning phase underway

### **Schedule:**

NTP: November 2025  
Modernization Scenarios: September 2026  
Board-adopted Scenario: October 2026



### **Board Action:**

Promote survey and public engagement!



# Open Projects: Design



## Streetcar System Modernization: All Stops Accessible, St Charles

Upgrade up to 40 streetcar stop pairs for ADA-compliance  
Consolidate and rebalance some stops to achieve full compliance and improve reliability.

### Contracting:

Engineer: Manning Architects (On-Call A&E)

Contractor: TBD

Contracting Strategy: D/B/B

### Project Budget:

Total: \$6,900,000 (80% FTA grant funded)

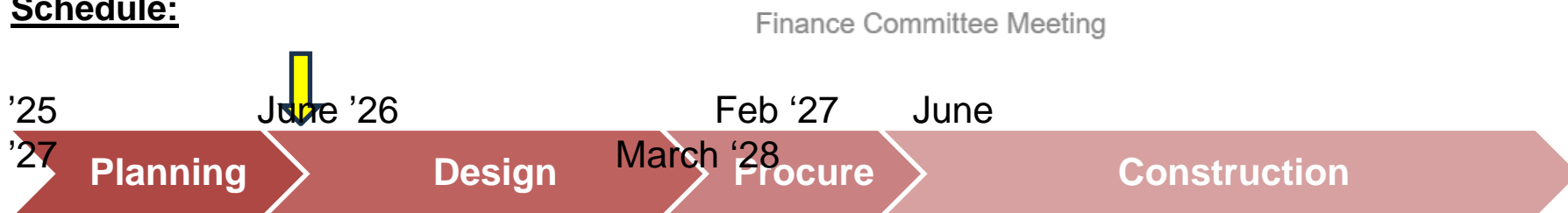
### Status:

Secured NEPA clearance

Design NTP this month

[Start engagement for stop spacing](#)

### Schedule:



### Board Action:

None currently





# Open Projects: Design



## Streetcar System Modernization: St Charles Downtown Loop Phase 4 (Circle)

Replace special trackwork around Harmony Circle  
Improve street design for greater safety and urban design

### Contracting:

Engineer: Infinity Engineering (On-Call A&E)

Contractor: TBD

Contracting Strategy: D/B/B

### Project Budget:

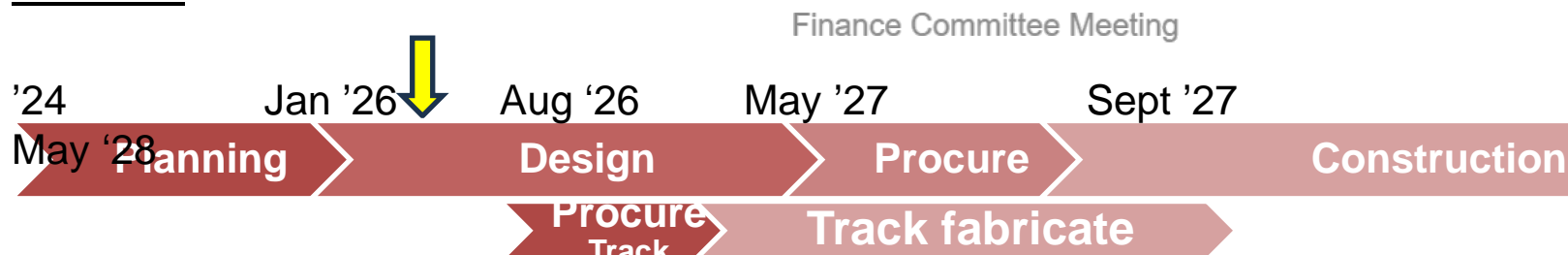
Total: Approx. \$25,000,000 (awaiting initial planning-stage cost estimates and scope)

### Status:

Finalize design concept and

Develop and price track design package (Task Order 2: 15% → 30% design)

### Schedule:





### Board Action:





- Task Order 2 for Design (August)



# Open Projects: Plans/Studies

Plan/Study	Scope	Status	Budget	Funding Source
 Universal Accessibility Study	Roadmap for access to all RTA services regardless of ability, implementation plan and evaluation framework	Waiting for Final Report Updates (June completion)	\$250,000	Local (Operating)
 Transit Stop Inventory Update & Assessment	Update transit stops inventory and ADA compliance; develop improvement program;	<ul style="list-style-type: none"> <li>• In closeout</li> <li>• Meeting w/City to develop capital plan</li> </ul>	\$493,430	Local (Operating)
Fare Modernization Initiative Consultant	Service related to: <ul style="list-style-type: none"> <li>• fare modernization plan;</li> <li>• technology procurement;</li> <li>• Implementation support</li> </ul>	Draft fare study (industry scan + existing conditions) under review	NTE \$876,000	Capital (80% Fed)

# Open Projects: In Procurement

	Name	Number	Solicitation	Status	Budget
	Carrollton Double Crossover Replacement	2019-FG-01	Installation of special trackwork at end of St Charles streetcar	Awarded in April NTP June	\$3,000,000
	<b>Climate-adaptive Shelter Design</b>	<b>2023-FA-04</b>	<b>Design of new standard shelter for bus and streetcar</b>	Task Order 1 (Bus) NTP June	Max NTE \$650,000
	Program Management Services (BRT + CIP)	n/a	PM/CM Support for Capital Program	Evaluating RFQ responses	On-call
	Downtown Transit Center	2015-FA-01	100% Design	Evaluation complete; Award for August	\$33 million (total project)
	Major Transit Hubs	2024-FA-04	100% Design of 2 Major Hubs (NO East + Gentilly)	Evaluation complete; Award for August	\$13.8 million (total project)
	Replacement Enterprise Asset Management (EAM) Software	2023-IT-03	State contract / cooperative purchasing (Carahsoft)	Evaluating vendors Award for August	\$1 million (install + year1)



## Open Projects: In Development



Name	Number	Scope	Status	Budget
Transit Oriented Communities Study	TBD	Develop detailed land-use and development potential around future BRT stations	RFP in development	\$950,000 (100% grant)
On-Call Real-Estate	n/a	Provide market analysis, pre-development and concession support services	RFP has been released Due 6/12	TBD

## Grants / Funding Request

Grant Program	Funding Request	Status	Federal Amount Awarded	Scope Request
FY25 Bus & Bus Facilities	\$27.2 million Fed \$6.8 million RTA	AWARDED	\$27.2 million	8 fixed-route buses Carrollton and Canal Facility improvements
FY26 Bus & Bus Facilities	~\$10 million	Not released	TBD	All stops accessible, bus



*Questions?*



# Agenda

## 9. Committee Action Items (Public Comment will be taken prior to Board vote on each item in accordance with La. R.S. 42:14 (D))

### A. Authorizations:

- Renewal of Excess Liability, Automobile Physical Damage, and Cyber Insurance [2026-2027] 26-082
- Cooperative Endeavor Agreement with Algiers Economic Development Foundation for Commercial Lease of Algiers Ferry Terminal 26-052

# CEA: Ferry Terminal Programming

Board Item 26-052  
For June full Board



**Partner:** Algiers Economic Development Foundation (AEDF)

**--DRAFT TERMS: CURRENTLY UNDER REVIEW BY AEDF--**

**Duration:** 5 years with option to extend

## **AEDF Responsibilities:**

- Manage programming for main floor:
  - Procure, lease and manage a concessionaire
  - Identify opportunities for cultural exhibits
  - Collect revenue
- Managing programming of activities in plaza space
- Manage use of 2<sup>nd</sup> floor conference room for public use (after hours)

## **AEDF Payment/Revenue:**

- 15% of concession gross rent
- 90% of plaza use fees

## **RTA Responsibilities:**

- Building maintenance  
*Direct & through RTA ferry contractor*
- Input into concessions procurement process and requirements

## **RTA Payment/Revenue:**

- 85% of concession gross rent
- 10% of plaza use fees





# Agenda

## 9. Committee Action Items (Public Comment will be taken prior to Board vote on each item in accordance with La. R.S. 42:14 (D) *cont'd*)

### B. Procurements:

- Algiers Barge Replacement-Contract Award (IFB 2026-007) 26-051
- Board and Conference Room Technology Upgrades 26-059
- Replacement of Handheld Radios 26-074

### C. Amendments:

- Change Order for Transit Security Services – SEAL 26-075
- Emergency Change Order for Streetcar Substation Repairs 26-085



# ***Agenda***

## **10. New Business**



# ***Agenda***

## **11. General Public Comment (Informational Items)**



# ***Agenda***

## **12. Adjournment**