





November 26, 2024

**New Orleans
Regional Transit Authority
Monthly Board Report**



The New Orleans Regional Transit Authority (RTA) hereby declares that, in accordance with La. R.S. 42:17.1 (A)(2)(a)-(c), a meeting will be held in person on Tuesday, November 26, 2024, at 10:00 a.m. Please be aware that wearing masks in the boardroom is encouraged.

Written comments on any matter included on the agenda will be accepted in the following ways: 1) Submission of a Speaker Card on meeting day; 2) Electronically by email sent to: rtaboard@rtaforward.org prior to the meeting; or 3) By U.S. Mail send to 2817 Canal Street, Attention: Office of Board Affairs, New Orleans, LA 70119. Live stream access: norta.legistar.com



This meeting is accessible to persons with disabilities. To help assure availability, modifications or accommodations linked to a disability must be requested 72 hours before the meeting or hearing. Please direct requests for public meeting accommodations to the Office of Board Affairs, 2817 Canal Street, New Orleans, LA 70119, or call 504-827-8341 or by email (rtaboard@rtaforward.org).



Agenda

1. Call to Order

2. RTA Chairman's Report

A. Swearing in of Commissioners

B. Election of Officers

C. Assignment of Committees



Agenda

3. Roll Call

4. Consideration of Meeting Minutes (08/08/24)

[Board of Commissioners Meeting Minutes – August 8, 2024]

24-124



Agenda

5. Reports

A. Operations & Administration Committee Chairman's Report



Agenda

5. Reports

B. Finance Committee Chairman's Report



Agenda

5. Reports

C. RTA Board Counsel's Report



Agenda

5. Reports

D. RTA Chief Executive Officer's Report




NEW ORLEANS REGIONAL TRANSIT AUTHORITY



Board Meeting
CEO's Report
November 26, 2025

EMPLOYEE RECOGNITION

Employee of the Month and Quarter



Angelique Simon
Operations- Lift Operator
September 2024



Davis Jones
Maintenance- Statistical Clerk
September 2024



Kevin Severin
Administrative
Employee of the Quarter
July- September 2024

EMPLOYEE OF THE MONTH



Calvin Hayward
Operations- Streetcar Operator
October 2024



Brian Lala
Maintenance – Building Engineer
October 2024

FLEET AND SHELTER UPDATE



**12 New
Non-Revenue &
Pool Vehicles**




**13 New Paratransit
vehicles coming by
end of 2024; 12
Paratransit
vehicles due by Q2
2025**



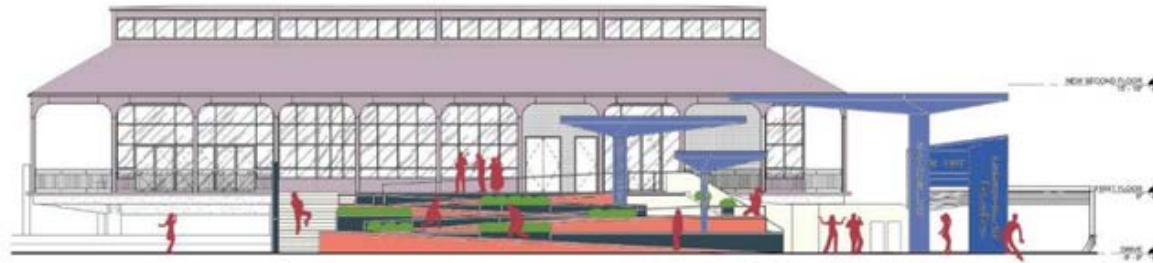
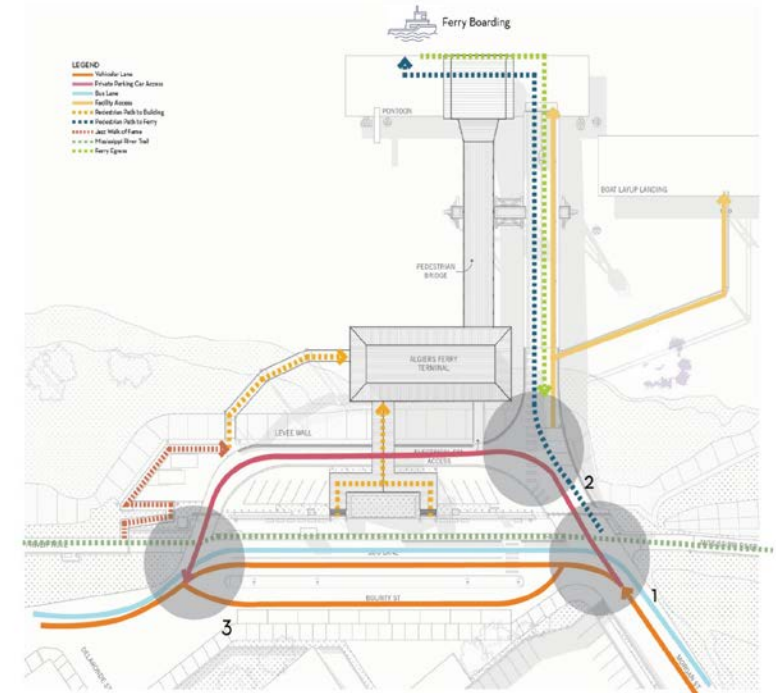
**29 New fixed-
route buses (15
of them hybrid)
currently in
service**

TRANSIT STOP SIGNAGE



ALGIERS FERRY TERMINAL RENOVATION UPDATE

- **Community engagement process concluded**
 - Third round: In-person meeting (terminal building), virtual meeting
- **Next steps**
 - Procurement process begins (December)
 - Construction (Spring 2025-Spring 2026)



ROLL TO THE POLLS CAMPAIGN

- Free Rides, Early Voting Saturdays (10/19, 10/26)
Presidential Election
- Free Rides, Election Day (11/5)
Presidential Election
- Free Rides, Election Day (12/7)
Congressional General Election



Treme Community Center
900 North Villere St.
New Orleans, LA 70116

Algiers Courthouse
225 Morgan St. RM #105
New Orleans, LA 70114


New Orleans City Hall
1300 Perdido St. #1W24
New Orleans, LA 70112-2127

Voting Machine Warehouse
8870 Chef Mentour Hwy.
New Orleans, LA 70127

Lake Vista Community Center
6500 Spanish Fort Blvd.
2nd Floor Meeting Room
New Orleans, LA 70124

Roll to the Polls

SUPER BOWL COORDINATION



- Marketing/Sales
- Operations and Route Detours
- Improvements
- Partnerships/
Community Engagement
- Downtown bus shelters

OTHER AGENCY HIGHLIGHTS



- RTA LEAD- Cohort 2
- Apprenticeship Program participants
- Opportunity Youth Pass
- Upcoming Annual Business Meeting and Service Awards

INTERGOVERNMENTAL AFFAIRS UPDATE

Federal Priorities

- DOT 2025
- Triennial Audit- 2025

State and Local Priorities

- 3rd Special Session
- Algiers Ferry Funding
- Rename Algiers Ferry Terminal



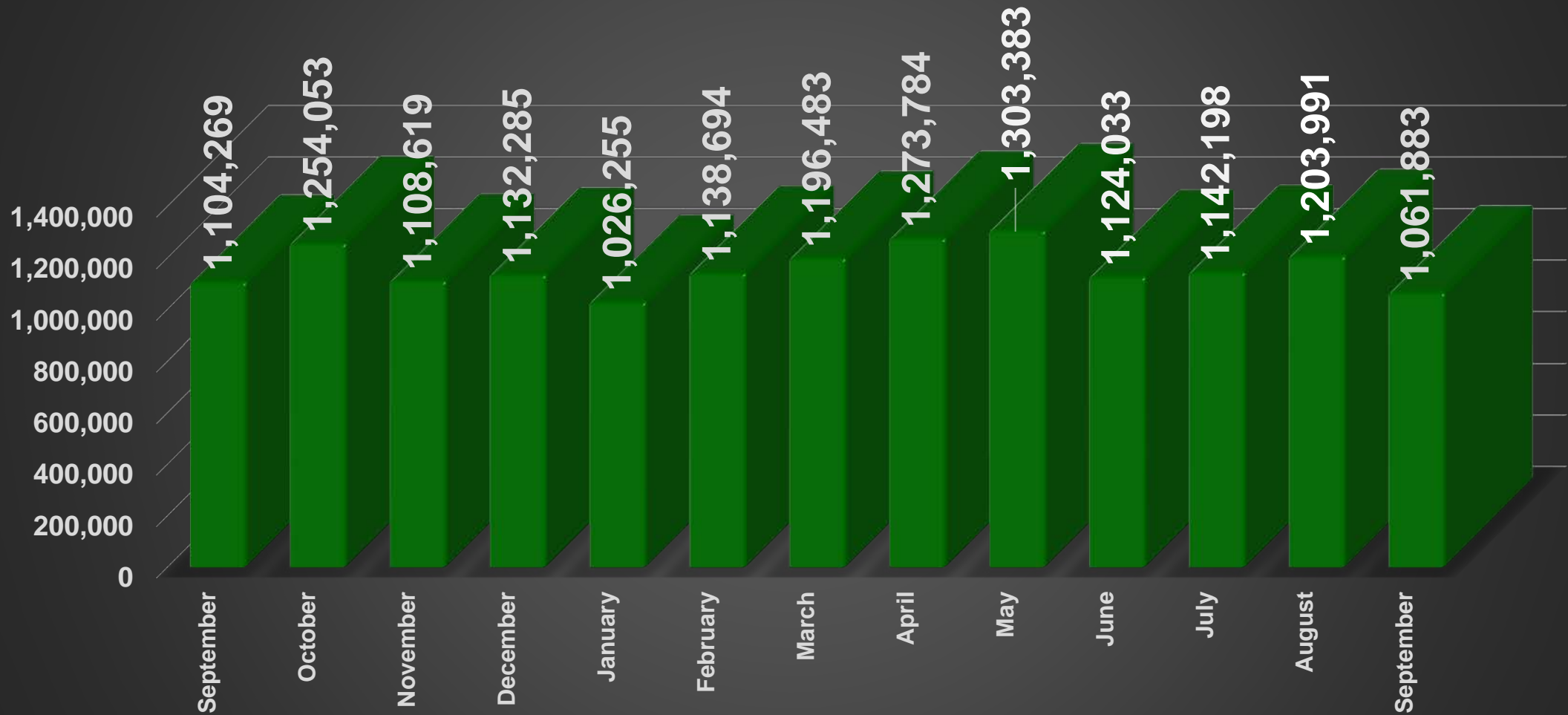
Questions?



Agenda

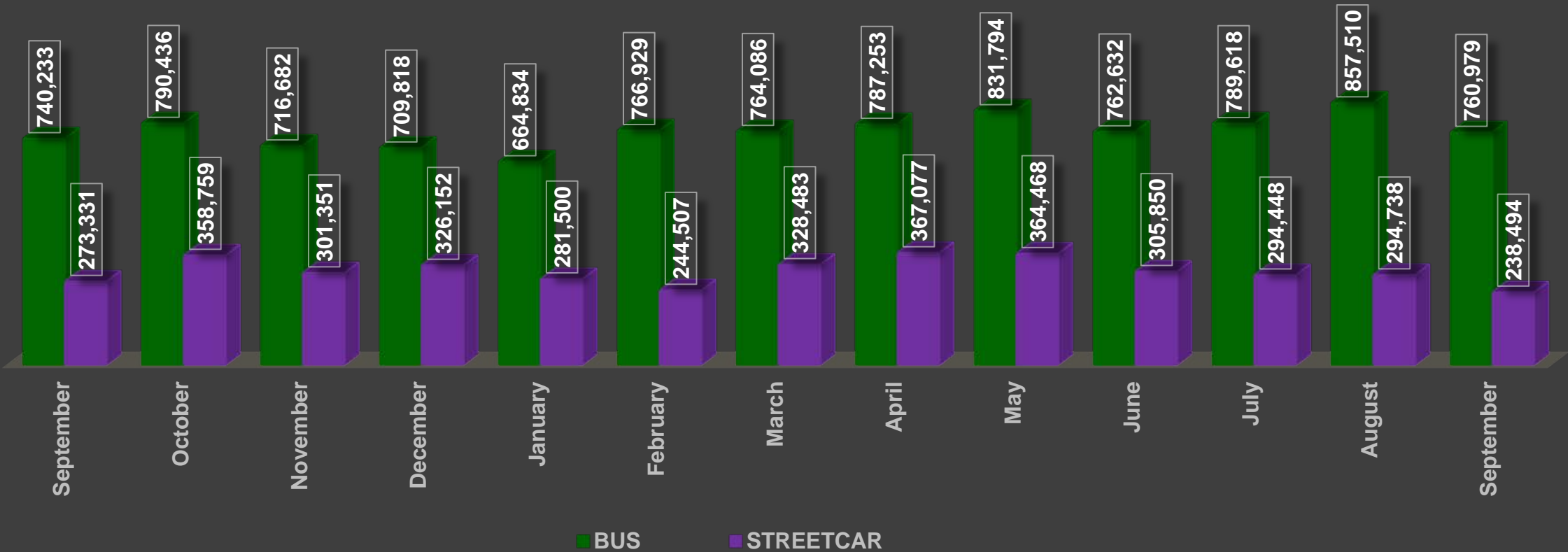
5. Reports

E. Chief Transit Officer's Report

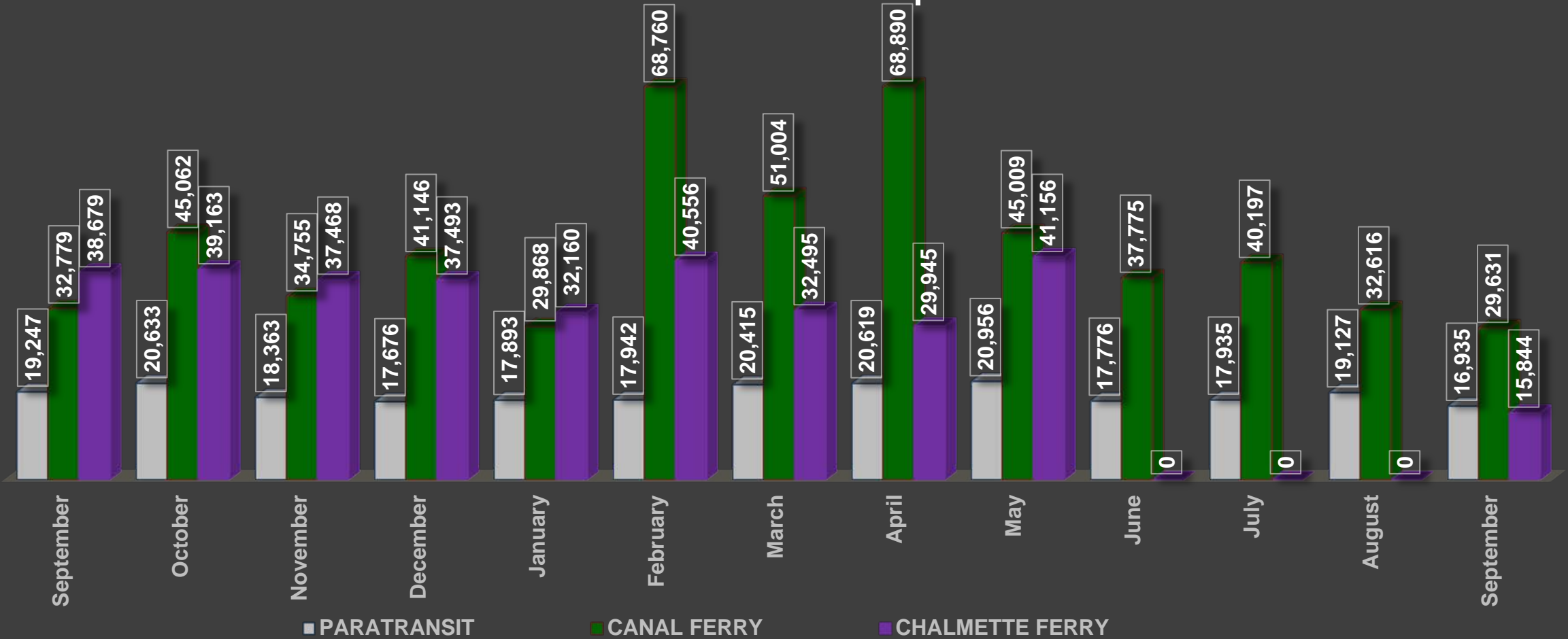


TOTAL RIDERSHIP - BUS, STREETCAR, PARATRANSIT & FERRY

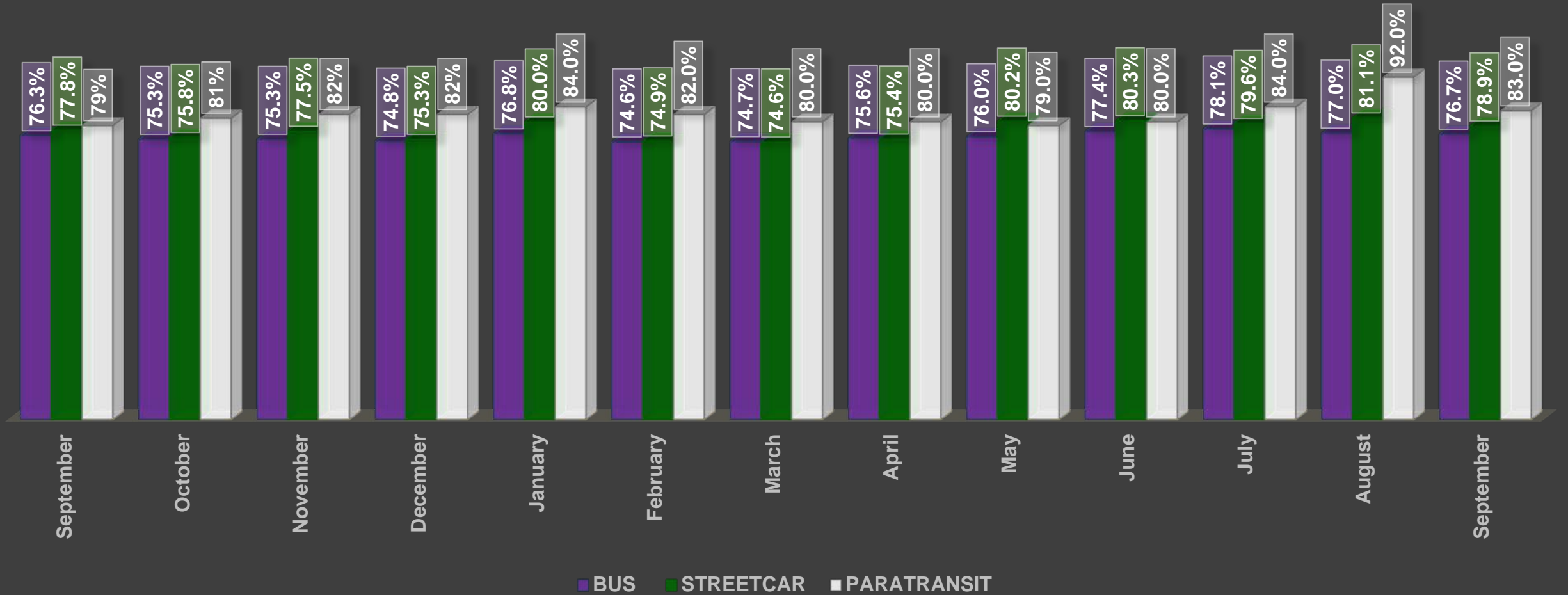
BUS & STREETCAR RIDERSHIP | SEPTEMBER 2024



PARATRANSIT & FERRY RIDERSHIP | SEPTEMBER 2024

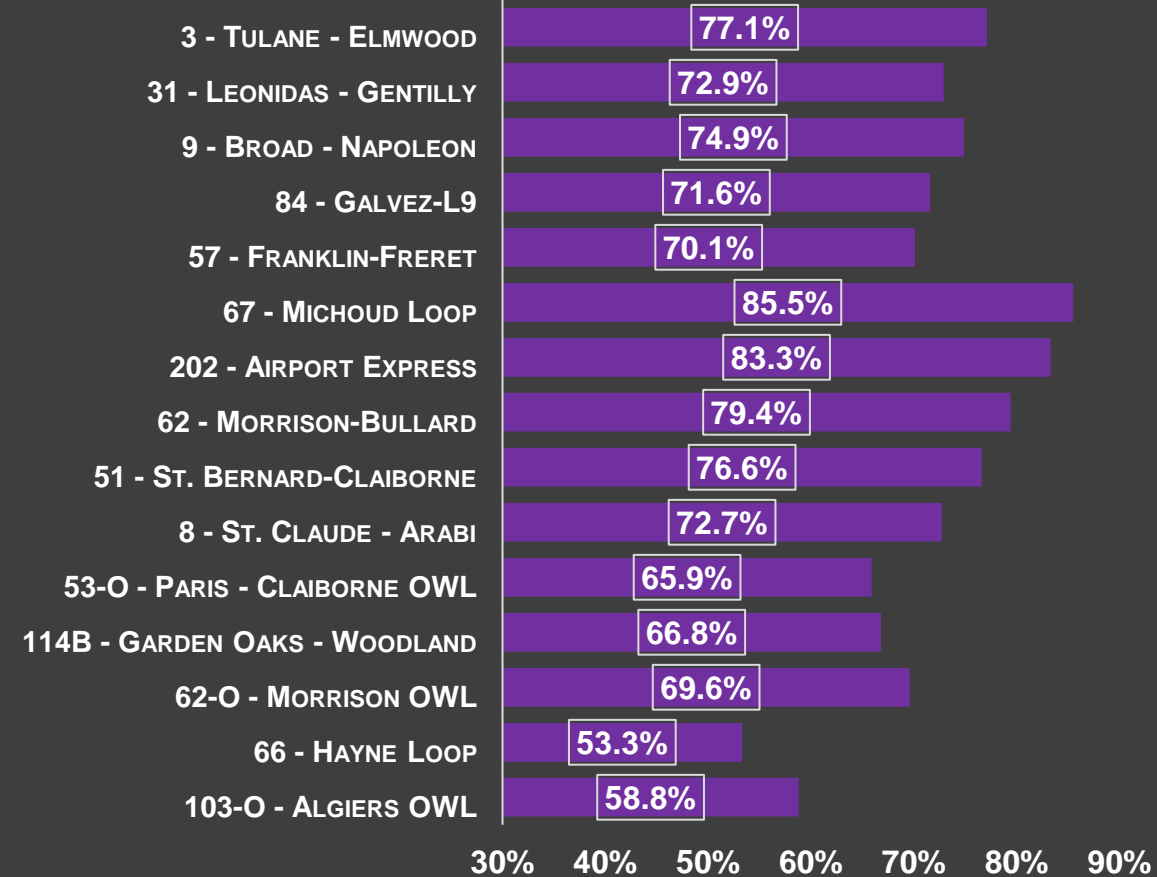
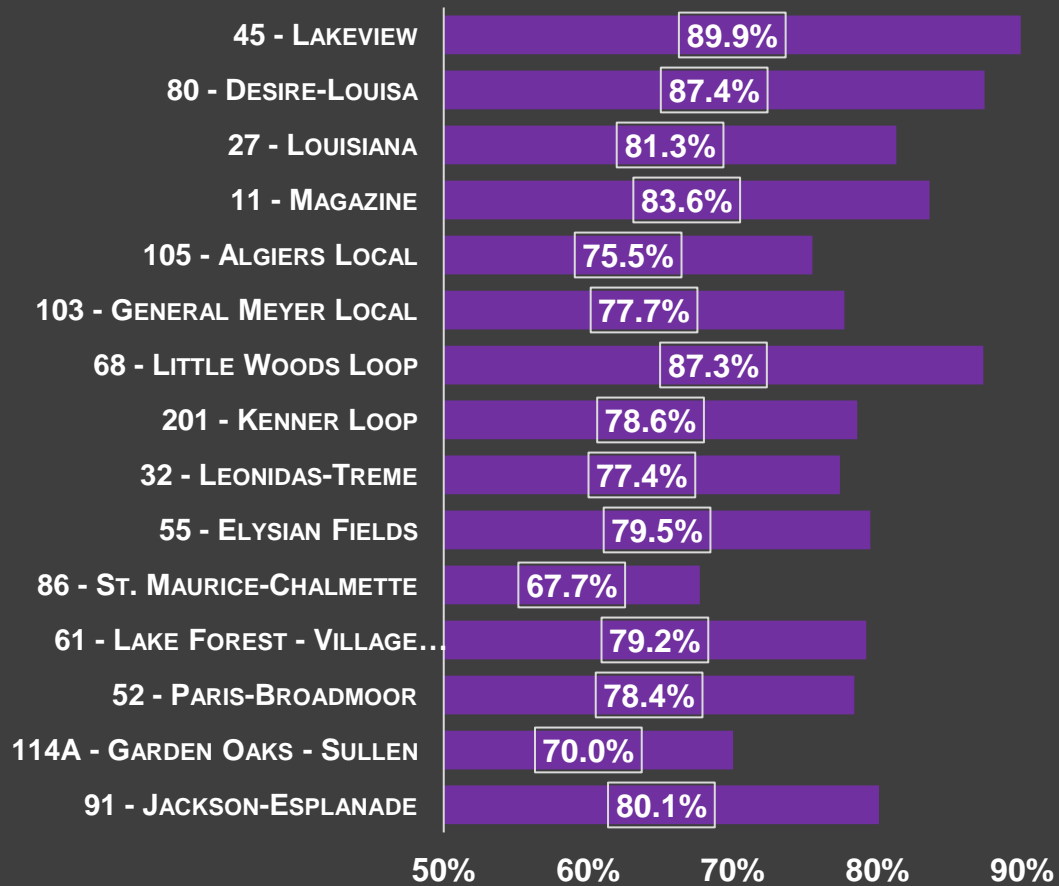


ON-TIME PERFORMANCE | BUS, STREETCAR & PARATRANSIT

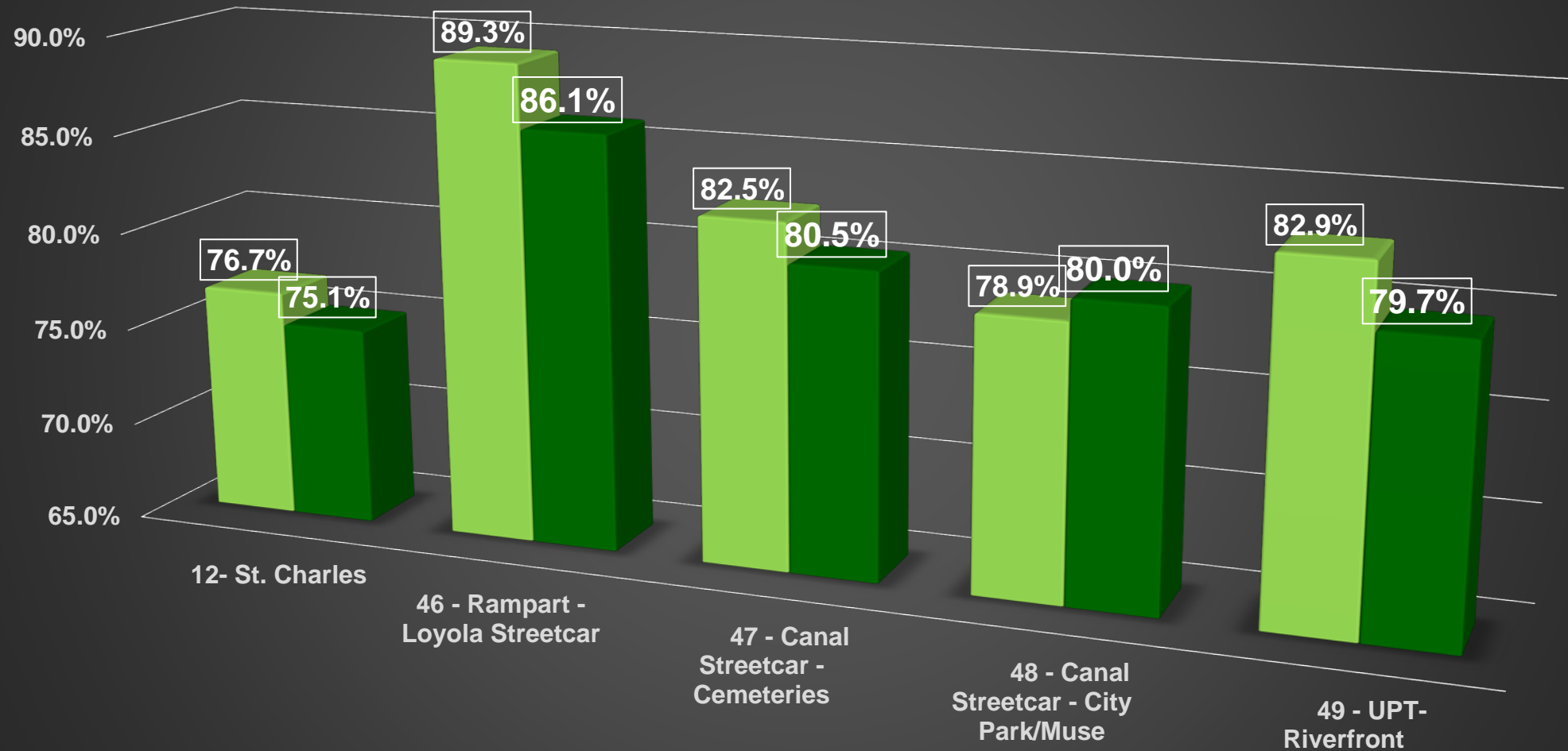


ON-TIME PERFORMANCE BUS, STREETCAR, AND PARATRANSIT

BUS ON-TIME PERFORMANCE BY ROUTE

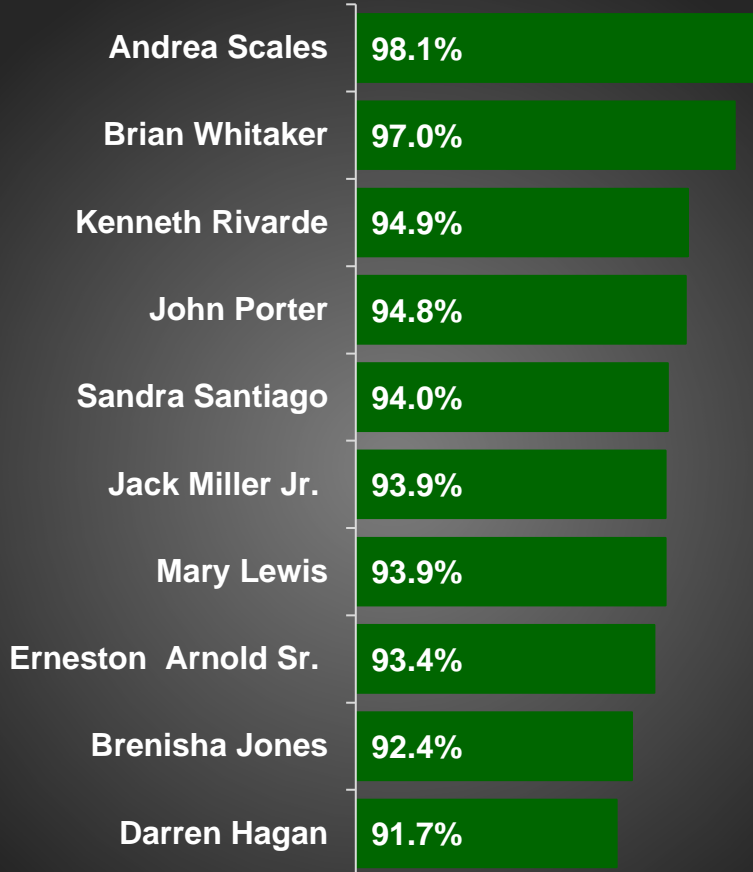


STREETCAR OTP | AUGUST & SEPTEMBER 2024

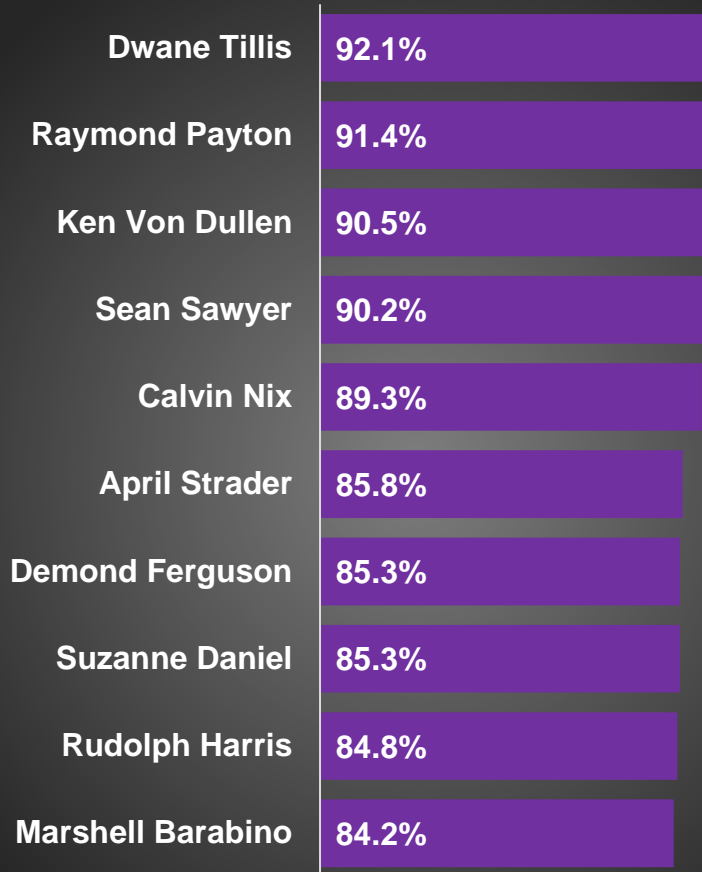


ON-TIME PERFORMANCE STREETCAR

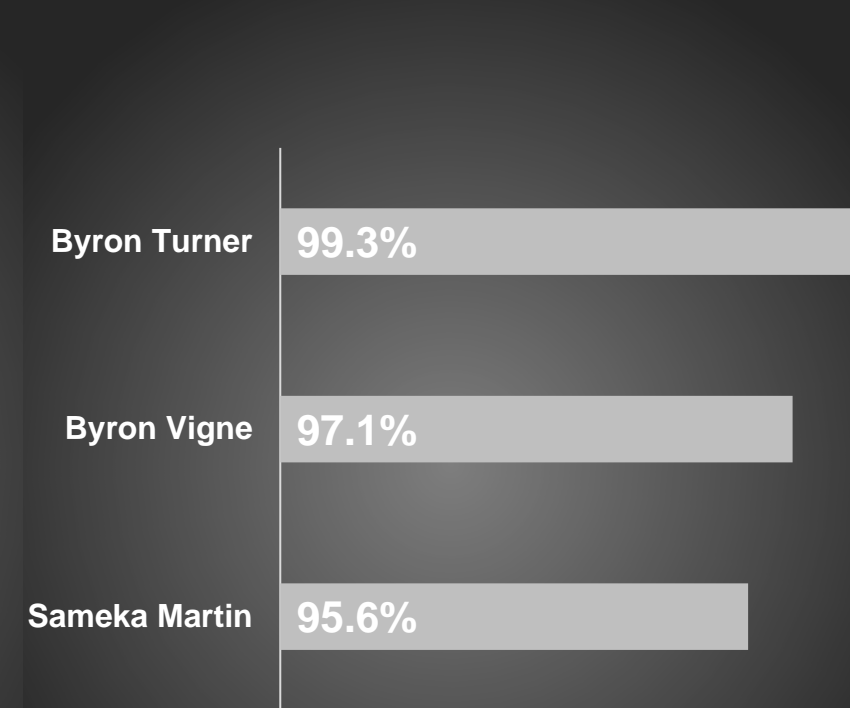
BUS



STREETCAR

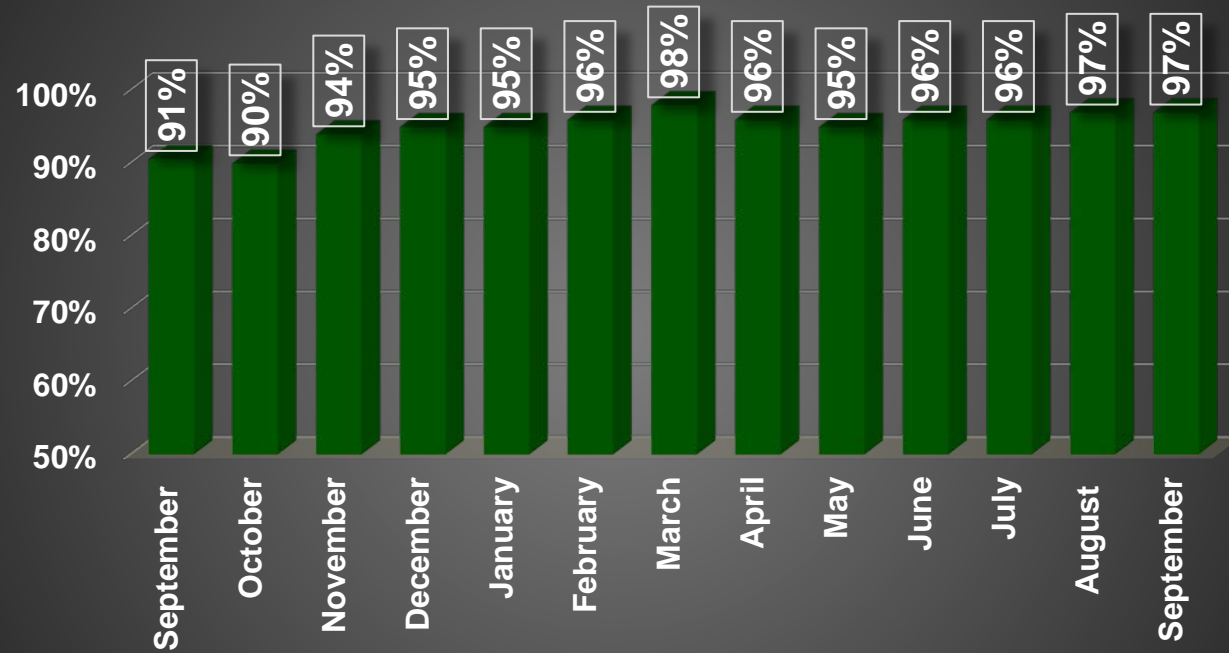


PARATRANSIT

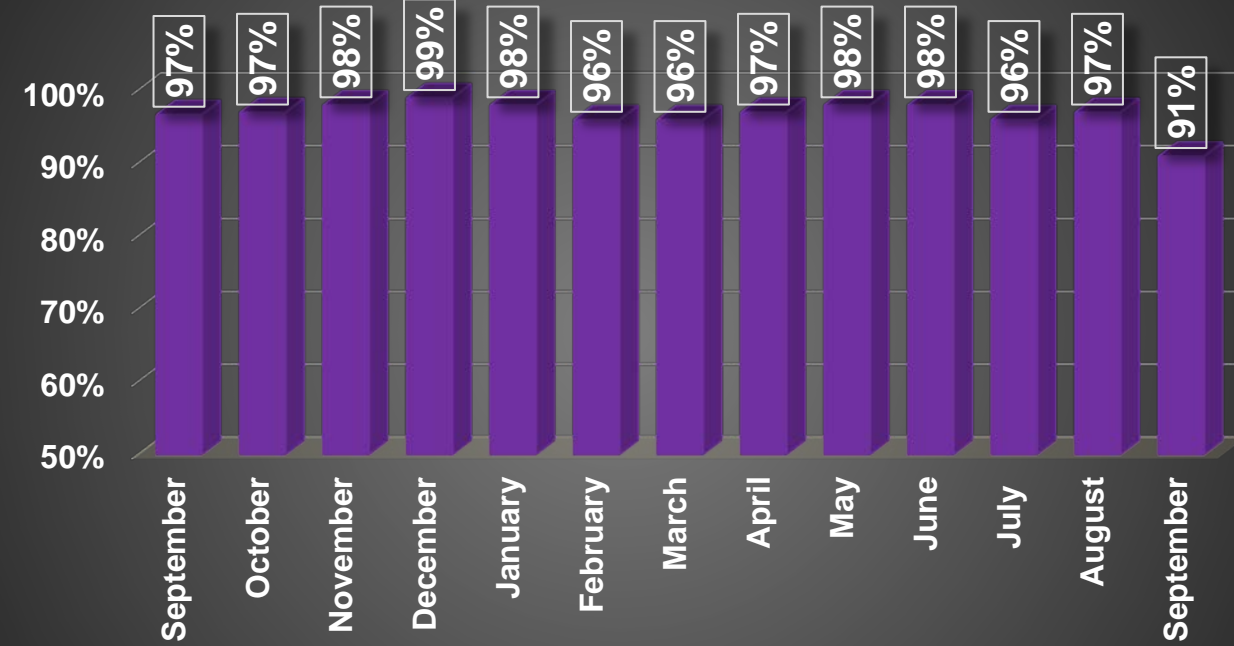


TOP ON-TIME *PERFORMER* BY MODE

TOTAL BUS SERVICE DELIVERY

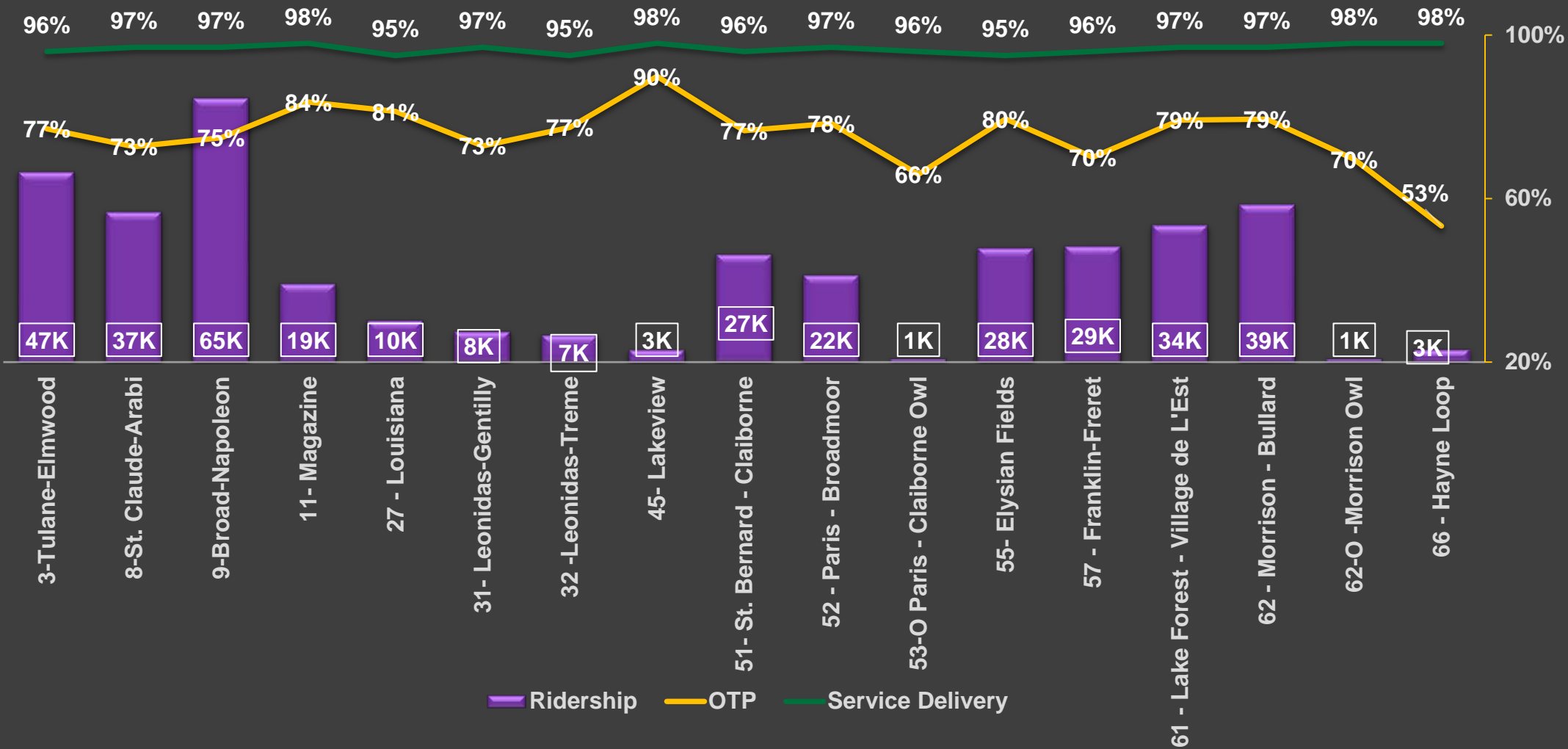


TOTAL STREETCAR SERVICE DELIVERY

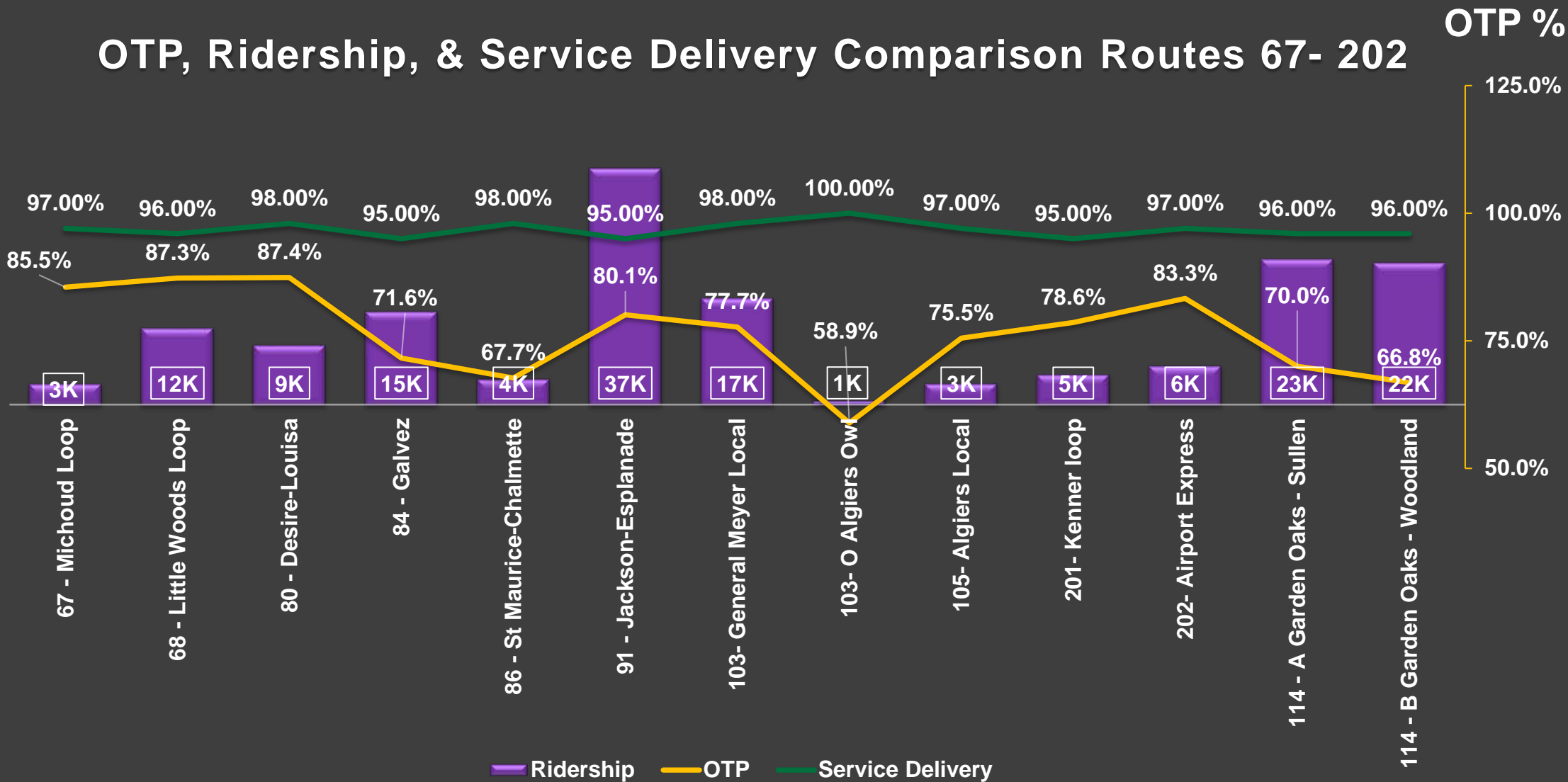


OTP, RIDERSHIP, & SERVICE DELIVERY COMPARISON ROUTES 3 – 66

OTP %



OTP, Ridership, & Service Delivery Comparison Routes 67- 202

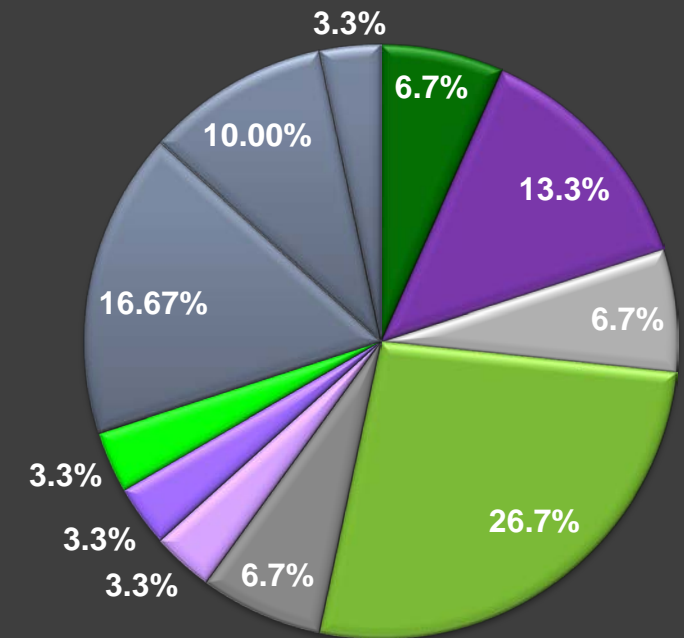


LONG-TERM DETOURS AFFECTING ALL MODES

Routes Affected by Long-Term Detours	Cause
31 & 32 – Carrollton/Leake Ave	Traffic Controls
31 & 32 - Leonidas/Willow	Road Construction
55 – Press/Mirabeau	Hole in Street
57- Carrollton/Leake Ave	Traffic Controls
84 – Claiborne/Poland	Road Construction
91 – M.L. King/Erato	Building Collapse

PERCENTAGE OF TEMPORARY DETOURS BY CAUSE

- Fallen Tree/Debris
- Second Line Parade
- S &WB/Utility Work
- Police Activity
- Non RTA Accidents
- Bridge Closure
- Track Maintenance
- Saints Game
- Roadwork
- Special Events
- Building Collapse





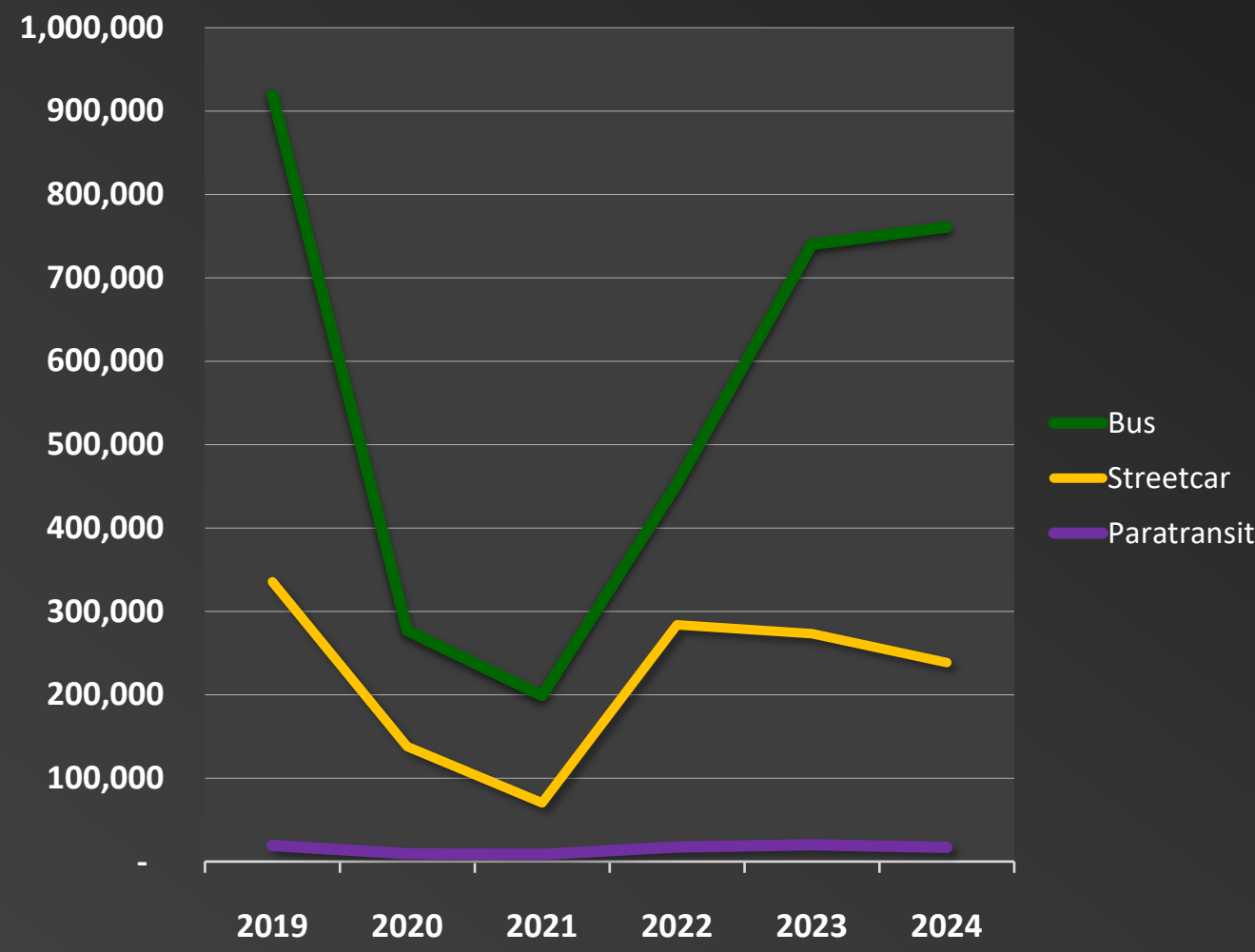
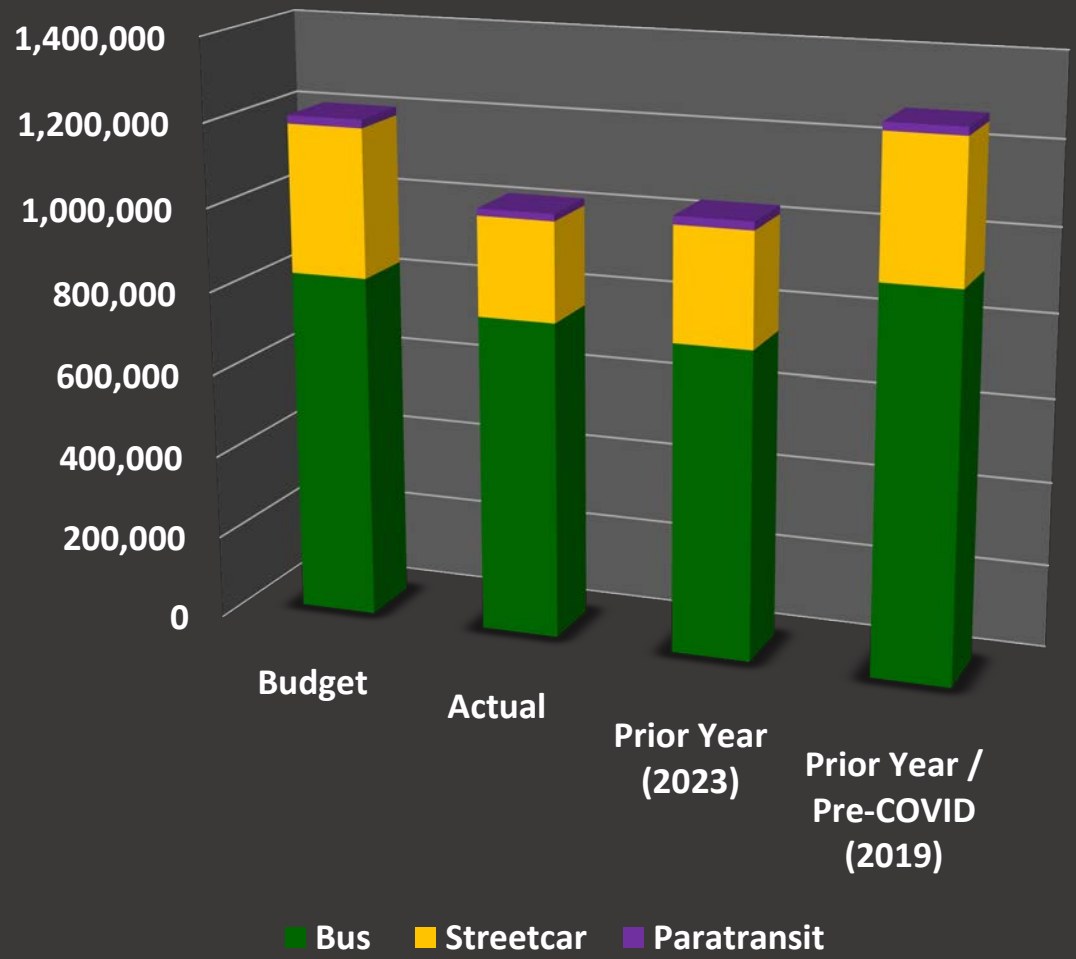
Questions?



Agenda

5. Reports

F. RTA Chief Financial Officer's Report



RIDERSHIP

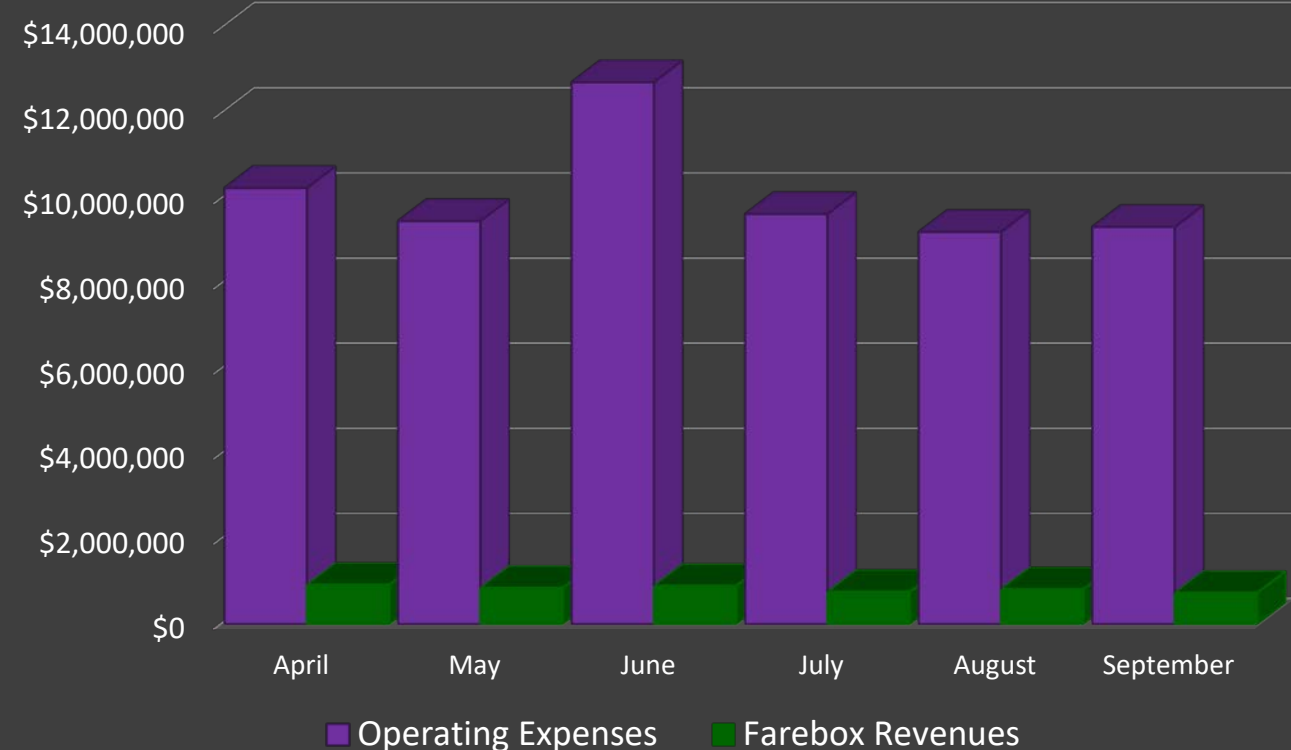
Ridership in September decreased by 13.2% when compared to August 2024 actuals. In September, total system ridership (bus, streetcar and paratransit) was 1M, compared to 1.2M for the previous month of August.



FAREBOX RECOVERY RATES 2024 vs 2023



TOTAL OPERATING EXPENSES, FAREBOX REVENUE & FAREBOX RECOVERY

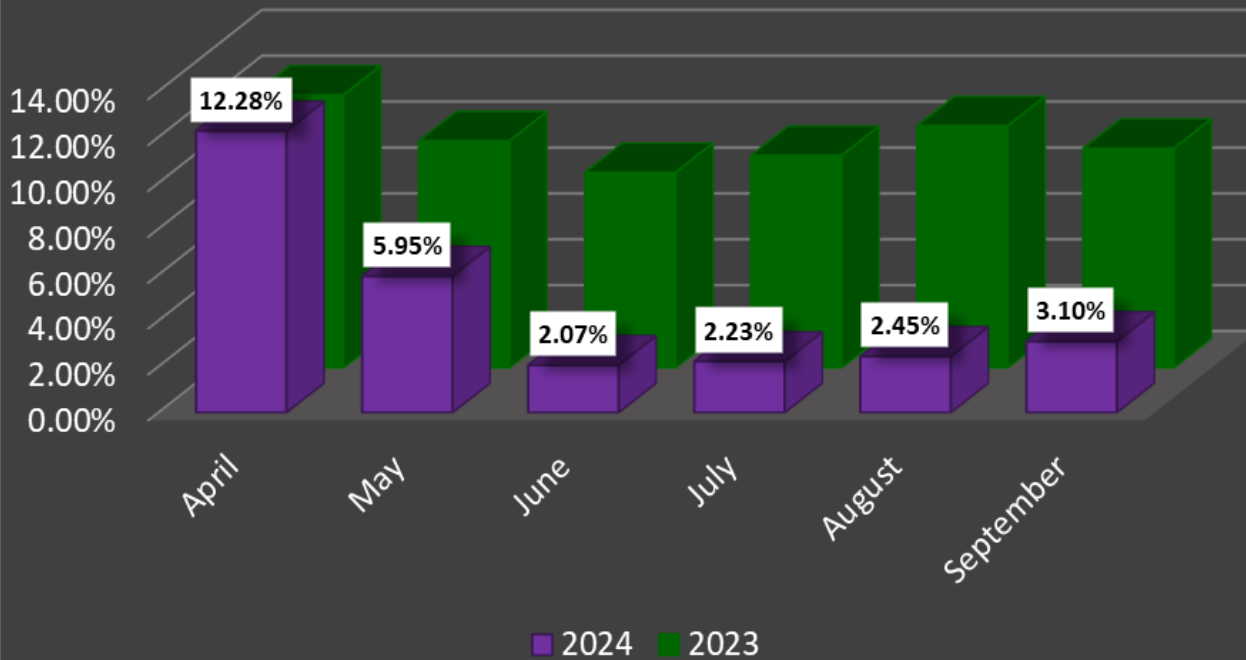


Farebox Recovery Rates 2024 vs. 2023

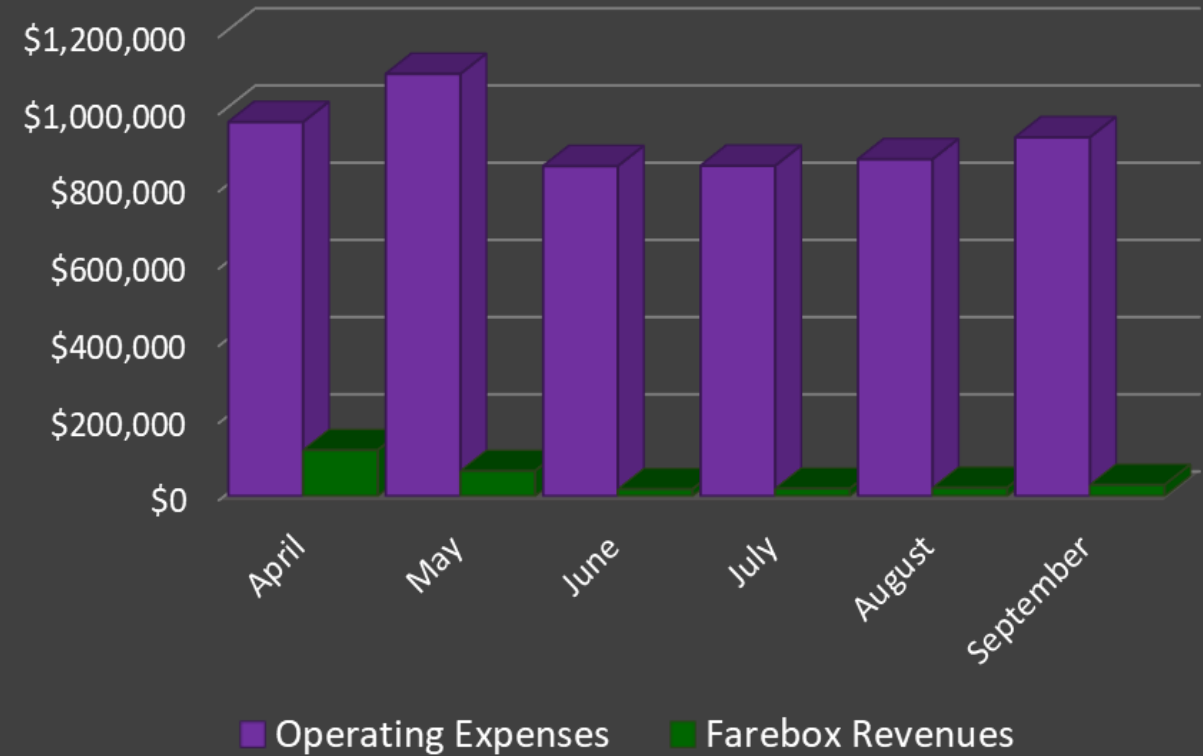
Fare revenue continues to offset a modest percentage of operating expenses as ridership continues to rebound. September's farebox recovery rate decreased from 9% in the prior month to 7.9%; a total decrease of a little over 1%



FAREBOX RECOVERY RATES 2024 vs 2023



TOTAL OPERATING EXPENSES, FAREBOX REVENUE & FAREBOX RECOVERY



FERRY- Farebox Recovery Rates ***2024 vs. 2023***

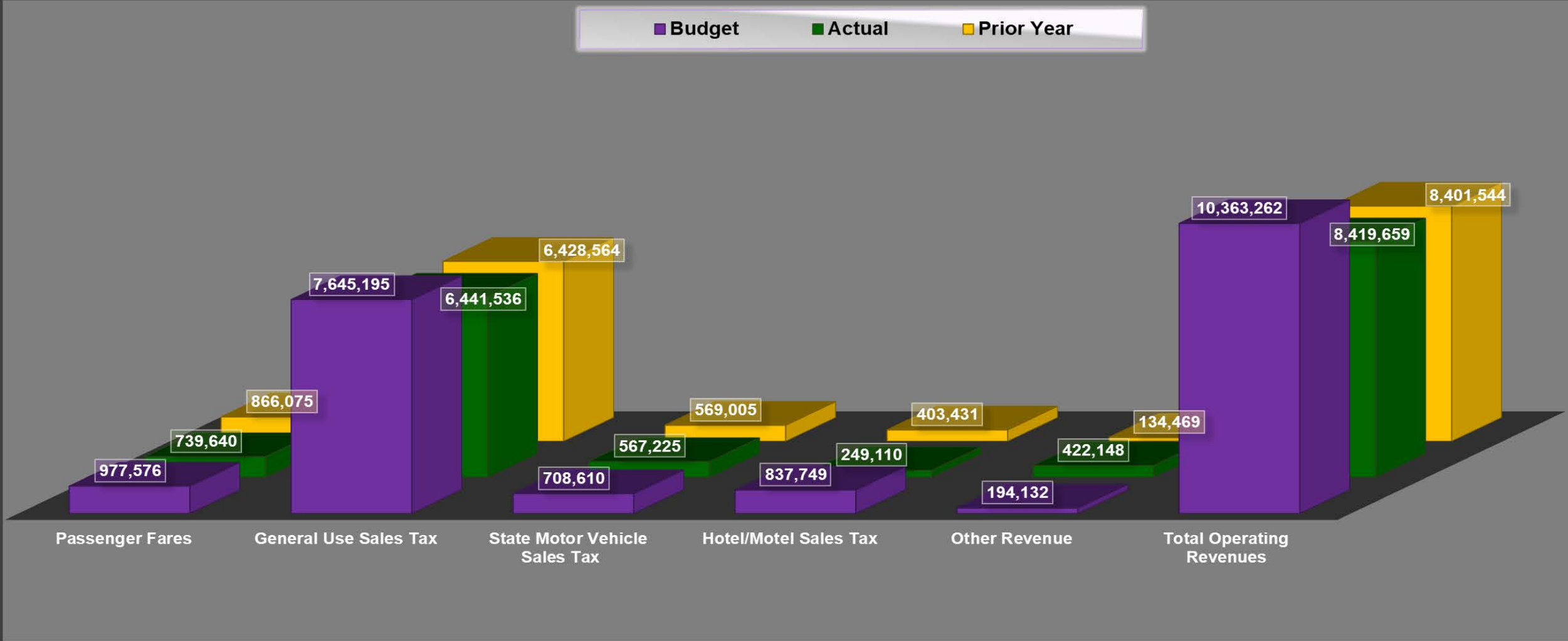
The slight increase in farebox recovery to 3.1% in September from 2.5% in August is the result of an increase in both operating expenses and fare revenues from the prior month. Fare revenues continue to offset a small percentage of operating costs.





September 2024 Summary of Sources

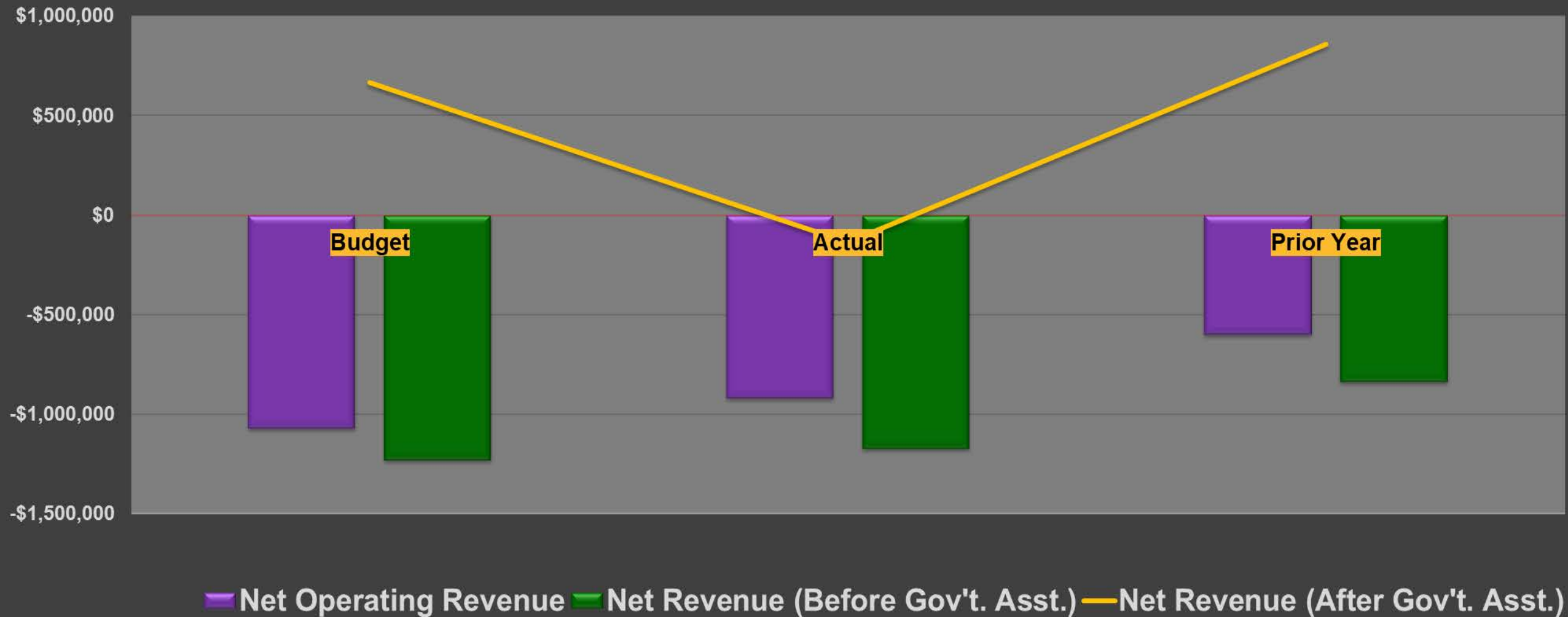
SUMMARY OF SOURCES						
	Budget	Actuals	\$ Change	% Change	YTD Budget	YTD Actuals
Sales Tax	9,191,554	7,257,871	(1,933,683)	-21.04%	82,723,986	78,920,962
Government Assistance	1,896,333	1,457,039	(439,294)	-23.17%	17,066,997	12,898,345
Sales Tax and Government Assistance	11,087,887	8,714,910	(2,372,977)	-21.40%	99,790,983	91,819,307
Passenger Fares	977,576	739,640	(237,936)	-24.34%	8,798,184	7,898,510
Other Operating Revenues	194,132	422,148	228,016	117.45%	1,747,188	1,932,605
Subtotal Transit Operations	1,171,708	1,161,788	(9,920)	-0.85%	10,545,372	9,831,115
Total Operating Revenues	12,259,595	9,876,698	(2,382,897)	-19.44%	110,336,355	101,650,422
Federal Capital Funding	3,896,967	3,234,088	(662,879)	-17.01%	35,072,703	30,787,303
Investment Income	6,310	66,139	59,829	100.00%	56,790	595,247
Subtotal Capital and Bond Resources	3,903,277	3,300,226	(603,051)	-15.45%	35,129,493	31,382,551
Total Revenue	16,162,872	13,176,924	(2,985,948)	-18.47%	145,465,848	133,032,973
Operating Reserve	0	629,563	629,563	-100.00%	0	(7,698,414)
Total Sources	16,162,872	13,806,488	(2,356,384)	-14.58%	145,465,848	125,334,559



OPERATING REVENUES (BUDGET, ACTUAL & PRIOR YEAR)

RTA's two largest revenue sources are General Use Sales Tax (\$6.4M) and Passenger Fares (\$740K). The two combined make up 85.3% or \$7.2M of total revenue. Overall, total operating revenues for the month of September are \$8.4M.





NET REVENUES (BEFORE AND AFTER GOVERNMENT ASSISTANCE)

Net Revenue (Before Government Assistance) is -\$1.2M for the month of September. After applying the month's \$1.5M in Government Operating Assistance, Net Revenue is -\$136K for the month of September.

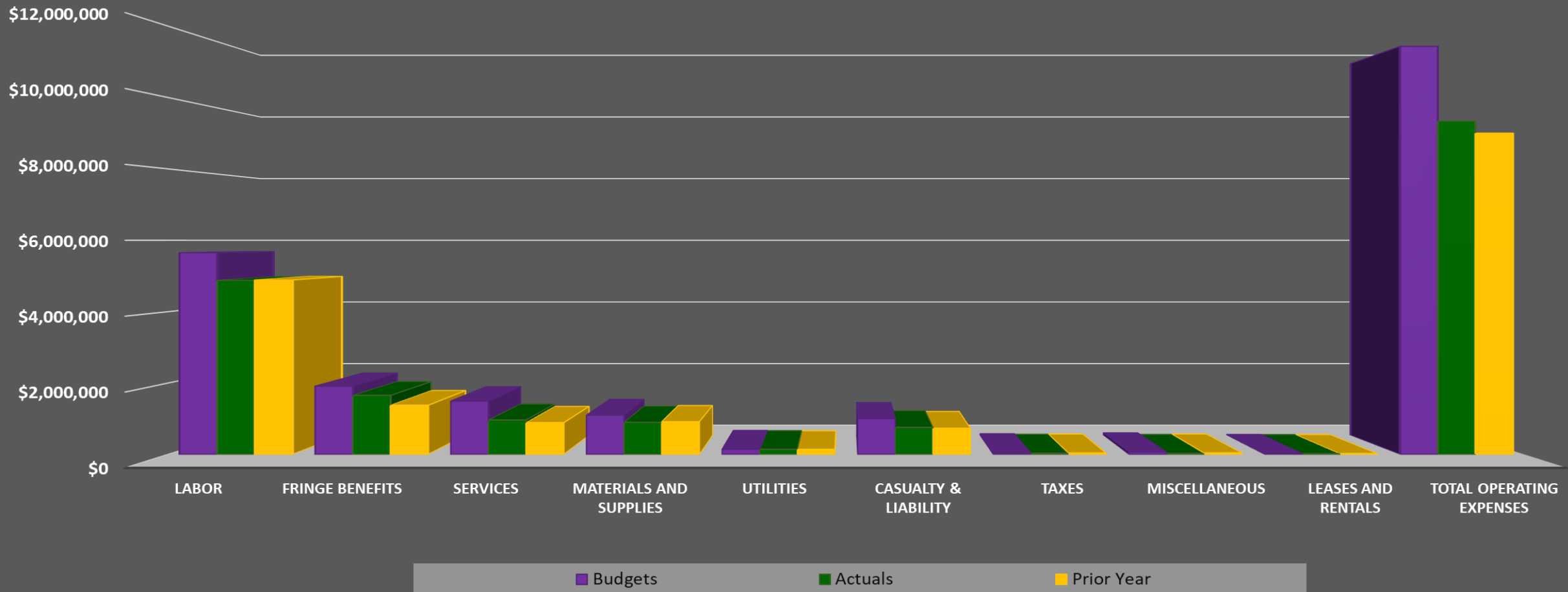




September 2024 Summary of Uses

Summary of Uses						
	Budget	Actuals	\$ Change	% Change		
Transit Operations	11,435,212	9,340,251	2,094,961	18.32%	102,916,908	86,292,187
TMSEL Legacy Costs	158,501	250,260	(91,759)	-57.89%	1,426,509	2,350,648
Maritime Costs	0	422,093	(422,093)	0.00%	0	254,361
Capital Expenditures	3,896,967	3,272,041	624,926	16.04%	35,072,703	31,401,019
FEMA Project Worksheet Expenditures	0	0	0	0.00%	0	0
Debt Service	672,192	521,843	150,349	22.37%	6,049,728	5,036,343
Total Expenditures	16,162,872	13,806,488	2,356,384	14.58%	145,465,848	125,334,559
Operating Reserve	0	0	0	0.00%	0	0
Total Uses	16,162,872	13,806,488	2,356,384	14.58%	145,465,848	125,334,559

Operating Expenses (Actual - \$9,340,251)



Operating Expenses

Operating Expenses for the month of September are roughly \$9.3M. Labor and Fringe Benefits, the largest expenditure at \$6.5M, comprised 69.9% of this month's actual expenses. In total, Operating Expenses for the month of September show a slight increase of 1.3% from \$9.2M in August.





OPERATING RESERVE

The negative variance that resulted from Net Revenue (After Government Assistance of approximately \$1.5M) subtracted \$630K from the Restricted Operating/Capital Reserve, after the offset of \$522K in Debt Service.





Procurement

Purchase Orders Less than \$100K
(October 1, 2024 – October 31, 2024)

Order	Supplier	Cost Center Code	Cost Center Description	Account	Creation Date	Description	Purchase Order Amount
RTAP_00874	B2GNOW	2900	Information Technology	01-2900-02-7140-170-00-00-00000-00000	10/2/24	Annual Renewal (9/1/24-8/31/25) DBE Registration	\$30,925.15
RTAP_00875	NICK'S LIFT TRUCK SERVICE	4300	Maintenance	01-4300-06-8630-091-00-00-00000-00000	10/2/24	UNIT 6801 Forklift Repair	\$7,312.59
RTAP_00876	HANNING & KAHL	4300	Maintenance	01-4300-99-8620-124-00-00-00000-00000	10/2/24	Truck Switch Pressure Springs	\$595.00
RTAP_00877	JOHNSON GAS APPLICANCE COMPANY	4300	Maintenance	01-4300-04-8510-061-03-00-00000-00000	10/2/24	Materials & Supplies	\$1,189.00
RTAP_00878	GRAINGER (2)	4300	Maintenance	01-0000-00-1582-000-00-00-00000-00000	10/3/24	Materials & Supplies	\$759.28
RTAP_00879	DUHON MACHINERY	4300	Maintenance	01-4300-99-8620-124-00-00-00000-00000	10/3/24	Digging Bucket	\$1,419.00
RTAP_00880	GRAINGER (2)	4600	Safety and Claims	01-4600-99-8640-166-89-00-00000-00000	10/3/24	Safety Supplies	\$929.50
RTAP_00881	NU-LITE ELECTRICAL WHOLESALERS (3)	2843	Infrastructure	01-2843-99-8620-125-00-00-00000-00000	10/4/24	Distribution Transformer	\$3,425.43
RTAP_00882	MODEL1	4500	Paratransit Services	01-4500-06-8510-061-05-00-00000-00000	10/4/24	AC & Heating Repair (Unit 7509)	\$876.65
RTAP_00883	SNAP-ON INDUSTRIAL	0000	Unspecified	01-0000-00-1582-000-00-00-00000-00000	10/4/24	Torque Wrench	\$1,376.34
RTAP_00884	HYDRADYNE HYDRAULICS	4300	Maintenance	01-4300-02-8640-051-01-00-00000-00000	10/4/24	Enerpac Couplers	\$648.00
RTAP_00885	MOTOROLA (3)	2943	Information Technology	01-2943-00-8640-101-00-01-00000-00000	10/4/24	Remote Radio Equipment	\$3,686.20
RTAP_00886	ANGELTRAX (2)	2943	Information Technology	01-2943-02-8510-061-01-00-00000-00000	10/4/24	Paratransit Camera Replacement	\$2,309.30
RTAP_00887	NAPA	4300	Maintenance	01-4300-04-8510-061-03-00-00000-00000	10/4/24	Ingersoll Rand Impact Wrench	\$1,520.20
RTAP_00888	KENWORTH OF LOUISIANA LLC	4300	Maintenance	01-4300-02-8510-061-01-00-00000-00000	10/4/24	Repair Equipment (Unita 210, 270, 271 & 272)	\$10,528.09
RTAP_00889	JF PETROLEUM GROUP	2843	Infrastructure	01-2843-99-7155-166-00-00-00000-00000	10/4/24	Veeder Root System Repair	\$34,394.00
RTAP_00890	KENWORTH OF LOUISIANA LLC	4300	Maintenance	01-4300-02-8510-061-01-00-00000-00000	10/4/24	Bus Batteries	\$10,299.00
RTAP_00891	LAMARQUE FORD	4500	Paratransit Services	01-4500-06-7360-061-05-00-00000-00000	10/7/24	Para Transit parts	\$10,675.54
RTAP_00894	LA WATERS	4300	Maintenance	01-4300-02-8640-051-01-00-00000-00000	10/9/24	Supplies (Water)	\$941.94
RTAP_00895	RADIATOR SHOP INC	4300	Maintenance	01-4300-02-8510-061-01-00-00000-00000	10/9/24	Cleaned & Repaired Radiators	\$1,367.85
RTAP_00896	FASTENAL COMPANY	2843	Infrastructure	01-2843-99-8620-123-01-00-00000-00000	10/9/24	Equipment (Screws, Nuts & Bolts)	\$986.19
RTAP_00897	MBI CRANE & HOIST	2843	Infrastructure	01-2843-04-7570-125-00-00-00000-00000	10/9/24	Overhead Crane Inspection	\$1,480.00
RTAP_00898	KENWORTH OF LOUISIANA LLC	4300	Maintenance	01-4300-06-8640-091-00-00-00000-00000	10/9/24	Wrecker Repairs 6904	\$2,005.55
RTAP_00900	LIGHT BULB DEPOT 2 LLC	0000	Unspecified	01-0000-00-1302-000-00-00-00000-00000	10/9/24	Streetcar Light Bulbs	\$1,346.25
RTAP_00901	MODEL1	4500	Paratransit Services	01-4500-06-8510-061-05-00-00000-00000	10/9/24	AC Repair (Unit 7509)	\$715.27
RTAP_00902	GRAINGER (2)	2843	Infrastructure	01-2843-04-8620-125-00-00-00000-00000	10/9/24	Materials & Supplies	\$1,115.97
RTAP_00903	RUDY SMITH SERVICE INC	4300	Maintenance	01-4300-02-7610-061-01-00-00000-00000	10/9/24	Tow (Units 7108, 7112, 6648, 6640, 7111 & 7402)	\$2,708.00
RTAP_00904	ANCHOR BRAKE SHOE COMPANY	4300	Maintenance	01-0000-00-1302-000-00-00-00000-00000	10/10/24	Locomotive Brake Shoes	\$19,656.00
RTAP_00905	S-BOND CONSULTING	7600	Marketing and Communications	01-7600-02-7070-163-89-00-00000-00000	10/10/24	Strategic Planning Consultant	\$2,000.00

Procurement (cont.)

Purchase Orders Less than \$100K
(October 1, 2024 – October 31, 2024)

Order	Supplier	Cost Center Code	Cost Center Description	Account	Creation Date	Description	Purchase Order Amount
RTAP_00906	LAMARQUE FORD	4500	Paratransit Services	01-4500-06-7310-061-05-00-00000-00000	10/11/24	Notes exist Vehicle Repairs (Units 7108, 7109, 7402 & 7403)	\$8,055.70
RTAP_00907	GRAINGER (2)	4300	Maintenance	01-4300-04-8510-061-03-00-00000-00000	10/11/24	Materials & Supplies	\$14,436.96
RTAP_00908	DANNA'S PROFESSIONAL CONSULTING SERVICES LLC	2843	Infrastructure	01-2843-02-7570-125-00-00-00000-00000	10/11/24	AC Unit Replacement	\$2,900.00
RTAP_00909	ATLAS HOSE & GASKET CO LLC	4300	Maintenance	01-4300-04-8510-061-03-00-00000-00000	10/11/24	Black Tubing	\$211.50
RTAP_00910	UNITED RENTALS	2843	Infrastructure	01-2843-99-7610-125-00-00-00000-00000	10/14/24	Generator & Cable Rentals	\$5,520.35
RTAP_00911	GRANICUS	2900	Information Technology	01-2900-02-7140-170-00-00-00000-00000	10/15/24	Annual Renewal Registration	\$76,373.57
RTAP_00912	KENWORTH OF LOUISIANA LLC	4300	Maintenance	01-4300-02-7360-061-01-00-00000-00000	10/15/24	Vehicle repairs	\$23,292.75
RTAP_00913	LARRY NOBLES WRECKER SALES	4300	Maintenance	01-4300-06-8630-091-00-00-00000-00000	10/15/24	Tow services	\$1,775.00
RTAP_00914	BEERMAN PRECISION	4300	Maintenance	01-4300-99-8620-124-00-00-00000-00000	10/15/24	Cordless Wet/Dry Vacuum	\$409.20
RTAP_00915	ALLIED PAPER COMPANY (2)	4300	Maintenance	01-4300-04-8510-061-03-00-00000-00000	10/15/24	Materials & Supplies	\$2,207.05
RTAP_00916	NAPA	4300	Maintenance	01-4300-16-8510-061-03-00-00000-00000	10/15/24	LED HD Lamp	\$1,590.20
RTAP_00917	EATON CORPORATION	2900	Information Technology	01-2900-02-7590-170-00-00-00000-00000	10/15/24	Battery System - Cap & Fan Upgrade	\$9,002.35
RTAP_00918	TRANE	2843	Infrastructure	01-2843-06-7520-125-00-00-00000-00000	10/16/24	ENO Guard Shack AC Troubleshooting	\$779.00
RTAP_00919	ELECTRICAL SALES CORPORATION	2900	Information Technology	01-2900-02-7140-170-00-00-00000-00000	10/16/24	Mitel Phone - Mitel & ESC Support	\$7,457.38
RTAP_00920	CRESCENT CITY CLASSIC	7700	Human Resources	01-7700-02-9496-181-00-00-00000-00000	10/16/24	Corporate Crescent City Classic (25 Employees)	\$1,041.00
911422	REGIONS CORPORATE TRUST	0400	Regional Transit Authority Bonds	01-0400-00-7013-176-00-00-00000-00000	10/16/24	Sales Tax Refunding Bond	\$24,708.75
RTAP_00921	EVERON, LLC	2843	Infrastructure	01-2843-05-7670-125-00-00-00000-00000	10/16/24	Fire Alarm System Install & Cellular Monitoring Service	\$4,191.00
RTAP_00922	FONTENOT BENEFITS & ACTUARIAL CONSULTING	1100	Board of Commissioners	01-1100-02-7060-169-00-00-00000-00000	10/18/24	Actuarial Valuation of Post-Employment Benefits	\$3,500.00
RTAP_00923	GOODYEAR TIRE & RUBBER COMPANY	4300	Maintenance	01-4300-99-8620-124-00-00-00000-00000	10/18/24	Tire Repair - Water Truck	\$378.95
RTAP_00924	GRAINGER (2)	4300	Maintenance	01-4300-02-8640-051-01-00-00000-00000	10/18/24	Materials & Supplies	\$951.20
RTAP_00925	LAMARQUE FORD	4500	Paratransit Services	01-4500-06-8510-061-05-00-00000-00000	10/18/24	PCM & Circuit Repair (Unit 7114)	\$2,085.00
RTAP_00926	TRI-STATE REFRIGERATION	4500	Paratransit Services	01-4500-06-8510-061-05-00-00000-00000	10/18/24	Motor Blowers (Units 7109 & 7309)	\$1,093.74
RTAP_00927	EATON CORPORATION	2900	Information Technology	01-2900-02-7590-170-00-00-00000-00000	10/18/24	Maintenance & Support Renewal (12/4/24 - 12/3/25)	\$7,729.60
RTAP_00928	PONTCHARTRAIN MATERIAL CORPORATION	4300	Maintenance	01-4300-99-8620-124-00-00-00000-00000	10/18/24	Granite Rocks for Tracks	\$2,600.00

Procurement (cont.)

Purchase Orders Less than \$100K
(October 1, 2024 – October 31, 2024)

Order	Supplier	Cost Center Code	Cost Center Description	Account	Creation Date	Description	Purchase Order Amount
RTAP_00929	NEW FLYER OF AMERICA (2)	4300	Maintenance	01-4300-02-7330-061-01-00-00000-00000	10/18/24	Side Panel Fiber Glass	\$2,318.11
RTAP_00931	SHI	2900	Information Technology	01-2900-02-7080-170-00-00-00000-00000	10/21/24	Maintenance & Support Renewal	\$27,552.00
RTAP_00932	ARCCO POWER SYSTEMS	2843	Infrastructure	01-2843-06-7155-166-00-00-00000-00000	10/22/24	Transfer Switch Diagnostic Test	\$600.00
RTAP_00933	VAUGHN'S POWER EQUIPMENT INC	2843	Infrastructure	01-2843-99-8620-123-01-00-00000-00000	10/23/24	Materials & Supplies	\$389.97
RTAP_00934	NAPA	4300	Maintenance	01-4300-04-8510-061-03-00-00000-00000	10/23/24	Materials & Supplies	\$466.16
RTAP_00935	ANGELTRAX	2900	Information Technology	01-2900-02-7140-170-05-00-00000-00000	10/23/24	Paratransit Mobile Surveillance	\$17,097.20
RTAP_00936	LAMARQUE FORD	4500	Paratransit Services	01-4500-06-7360-061-05-00-00000-00000	10/23/24	Engine Rebuild (Unit 7507)	\$11,194.07
RTAP_00937	SAFE FLEET (2)	2900	Information Technology	01-2900-02-7140-161-00-00-00000-00000	10/23/24	2024 Commander License Annual Renewal - 280 Vehicles	\$19,040.00
RTAP_00939	LEWIS BOLT & NUT CO.	4300	Maintenance	01-4300-99-8620-124-00-00-00000-00000	10/23/24	Track Bolts	\$6,048.00
RTAP_00940	A & H ARMATURE WORKS INC	4300	Maintenance	01-0000-00-1302-000-00-00-00000-00000	10/23/24	Streetcar Armature Repairs	\$22,500.00
RTAP_00941	GAR-REN TOOL & MACHINE CO INC	4300	Maintenance	01-0000-00-1302-000-00-00-00000-00000	10/23/24	Trolley Harp Shoes	\$4,925.00
RTAP_00942	CUMMINS SALES AND SERVICE	2843	Infrastructure	01-2843-06-7155-166-00-00-00000-00000	10/23/24	Generator Repair	\$8,844.45
RTAP_00943	FASTENAL COMPANY	2843	Infrastructure	01-2843-99-8620-123-01-00-00000-00000	10/25/24	Supplies (Screws)	\$1,239.30
RTAP_00944	GRAINGER (2)	2843	Infrastructure	01-2843-99-8620-123-01-00-00000-00000	10/28/24	Materials & Supplies	\$3,854.52
RTAP_00945	BEAUCOUP MEDIA	7700	Human Resources	01-7700-02-9496-181-00-00-00000-00000	10/28/24	Service Award Pins	\$1,345.50
RTAP_00946	JASPER ENGINES	4500	Paratransit Services	01-4500-06-8510-061-05-00-00000-00000	10/28/24	Transmission Rebuild	\$4,272.00
RTAP_00947	GRAINGER (2)	2843	Infrastructure	01-2843-02-8620-125-00-00-00000-00000	10/28/24	Miscellaneous Supplies	\$1,254.42
RTAP_00948	DIXIE INDUSTRIES INC	4300	Maintenance	01-0000-00-1302-000-00-00-00000-00000	10/28/24	Wheelock	\$854.00
RTAP_00949	RUDY SMITH SERVICE INC	4300	Maintenance	01-4300-02-7610-061-01-00-00000-00000	10/29/24	Vehicle Tows	\$2,826.00
RTAP_00950	LAMARQUE FORD	4500	Paratransit Services	01-4500-06-8510-061-05-00-00000-00000	10/29/24	Vehicle Parts & Repair	\$3,951.42
RTAP_00951	MODEL1	4500	Paratransit Services	01-4500-06-8510-061-05-00-00000-00000	10/29/24	Shear Spring (Units 7120&7500)	\$1,349.89
RTAP_00952	W.D. SCOTT GROUP, INC.	6100	Marine Operations	01-6100-00-1501-000-00-00-00000-00000	10/29/24	Hazardous Materials Testing	\$4,214.00
RTAP_00953	TRI-STATE REFRIGERATION	4300	Maintenance	01-4300-02-7410-061-01-00-00000-00000	10/29/24	AC Repairs	\$5,589.13
RTAP_00954	BLAIR PLUMBING	2843	Infrastructure	01-2843-06-7570-125-00-00-00000-00000	10/29/24	Overflow Drainage @ ENO	\$500.00
RTAP_00955	CCS INDUSTRIAL SERVICES INC	2843	Infrastructure	01-2843-06-7570-125-00-00-00000-00000	10/30/24	Troubleshoot Boilers	\$1,000.00
Total:							\$512,706.68



Questions?



Agenda

5. Reports

G. Presentation of the CY2025 Draft Operating Budget



Regional Transit Authority Goals

CY2024 Goals and Capital Initiatives

Investing in the Customer Experience

- Expand Number of Bus Shelters (On going)
- Design Permanent Downtown Transit Center
- Continue Bus Rapid Transit (BRT) Planning Efforts
- Algiers Ferry Terminal Design
- Replace and Modernize Aging Fleet





Regional Transit Authority Goals

CY2025 Goals and Capital Initiatives

Investing in the Customer Experience

- Replace and Modernize Aging Fleet
- Improvement in Service Reliability
- Investment in Infrastructure and Capital Projects (Permanent Downtown Transit Center and Algiers Ferry Terminal Design)
- Advance transit system through fare technology, process improvements and progressive revenue strategies
- Integrate equity practices in agency (Universal Accessibility Study, DBE/SBE Mentor/Protégé Program)





Operating Expenditures

- ❑ Total Operating Expenses- \$138 Million
- ❑ 894 Full Time Equivalents (occupied and vacant) Flat
- ❑ Casualty and Liability insurance include claims reserves
- ❑ TMSEL Retirement costs- \$1.5 Million
- ❑ Maritime deficit of \$7.8M after applying the State Subsidy of \$5.1M



Government Assistance and Debt Service

- ❑ Government Assistance for Preventative Maintenance \$20.1M, State funding of \$2M and ARPA funding of \$7M, for a total of \$29M, leaving net revenue of \$6.5M before debt service.
- ❑ CY25 Debt Service is \$8 million (principle and interest).
- ❑ RTA will evaluate operational and capital needs prior to spending additional allocated ARPA funding

Revenue Projections- CY2025

Revenue Estimates	CY 2023 Audited Actuals	Approved CY 2024 Budget	CY 2024 Forecast	Proposed CY 2025 Budget
Passenger Fares	11,046,038	11,730,909	11,140,368	11,906,432
Charter Revenue	79,480	110,010	65,000	85,000
General Use Sales Tax	93,895,348	91,742,336	91,687,678	92,118,471
Hotel/Motel Sales Tax	8,833,185	10,052,985	10,000,814	10,203,780
State Motor Vehicle Sales Tax	6,163,954	8,503,325	6,218,652	7,630,875
Advertising Revenue	1,473,331	1,300,000	1,406,956	1,428,060
Other Operating Revenue	1,310,849	919,579	765,647	1,141,221
Total	\$122,802,185	\$124,359,134	\$121,285,115	\$124,513,839

2023 Audited Actual Revenues	2022 Actual	2023 Actual	Annual Change	% Growth
1A Property Tax	168,780,069	184,347,227	15,567,158	9.2%
1B Other Taxes	311,181,115	309,968,929	(1,212,186)	-0.4%
2 Licenses and Permits	87,663,865	79,515,224	(8,148,641)	-9.3%
3 Intergovernmental	43,910,900	35,468,196	(8,442,704)	-19.2%
4 Service Charges	94,124,276	92,029,689	(2,094,588)	-2.2%
5 Fines and Forfeits	23,039,401	26,902,725	3,863,325	16.8%
6 Miscellaneous	24,589,608	49,537,521	24,947,912	101.5%
7 Other Financing Sources	97,971	354,194	256,224	261.5%
Total General Fund Revenue	753,387,205	778,123,705	24,736,500	3.3%



Assumptions: Ridership and Passenger Fares

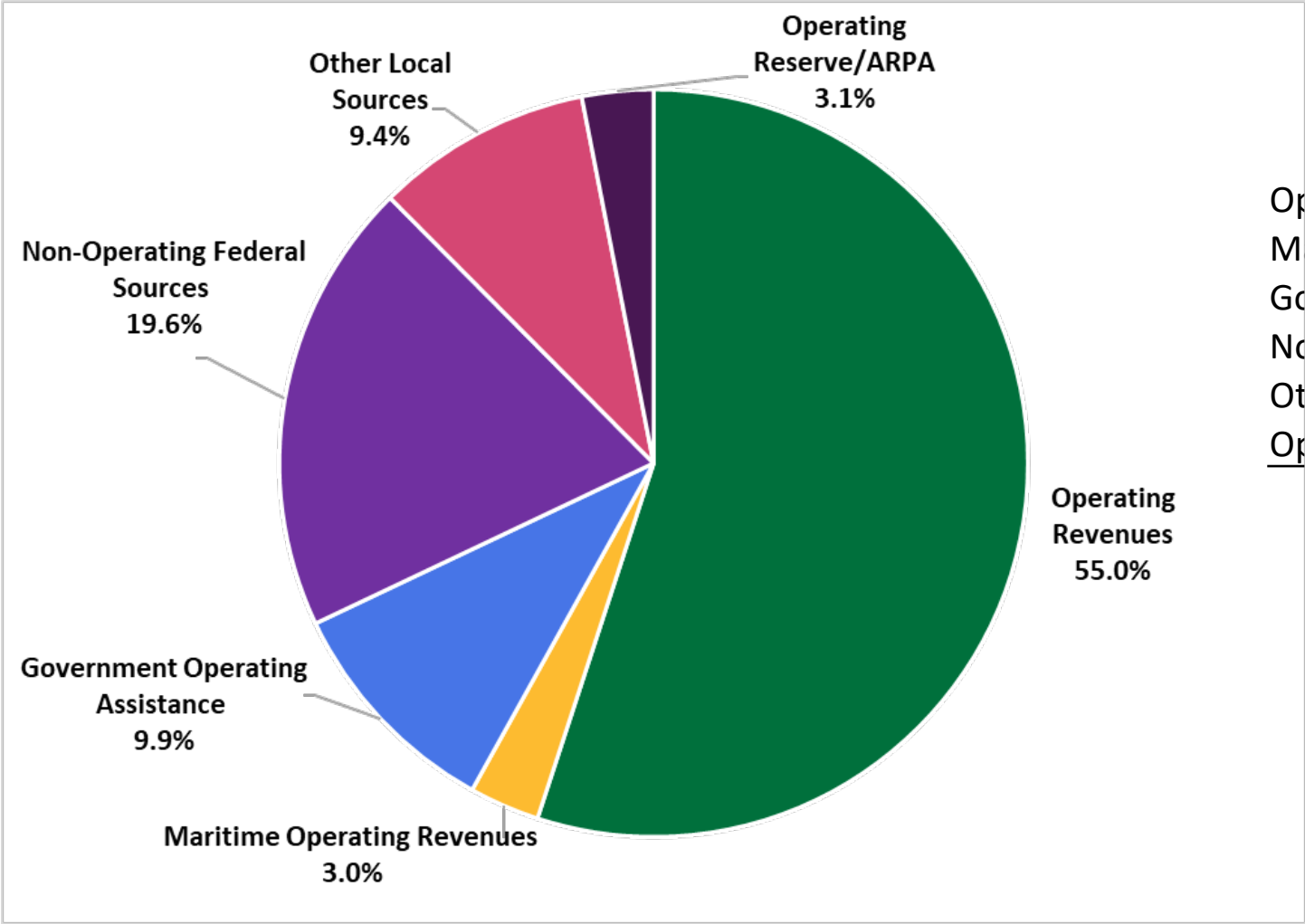
Ridership by Mode	CY2023 Actuals	CY24 Budget	CY 2024 Forecast	Proposed CY 2025 Budget	Percentage Change from 2024 Actual
Streetcar	3,859,266	4,522,635	3,602,250	3,921,580	8.9%
Bus	8,053,316	9,746,542	9,308,500	9,680,840	4%
Total Fixed Route	11,912,582	14,269,176	12,910,750	13,602,420	5.4%
Paratransit	229,227	228,873	226,275	235,326	4%
Total Ridership	12,159,998	14,498,049	13,137,025	13,837,746	6%

Average Passenger Fare					
Streetcar Average Fare	\$0.99	\$0.65	\$0.93	\$0.93	0%
Bus Average Fare	\$0.92	\$0.43	\$0.75	\$0.75	0%
Total Fixed Route Avg Fare	\$0.94	\$0.50	\$0.80	\$0.80	0%
Paratransit	\$1.50	\$1.48	\$1.46	\$1.46	0%





RTA Proposed 2025 Budget Sources

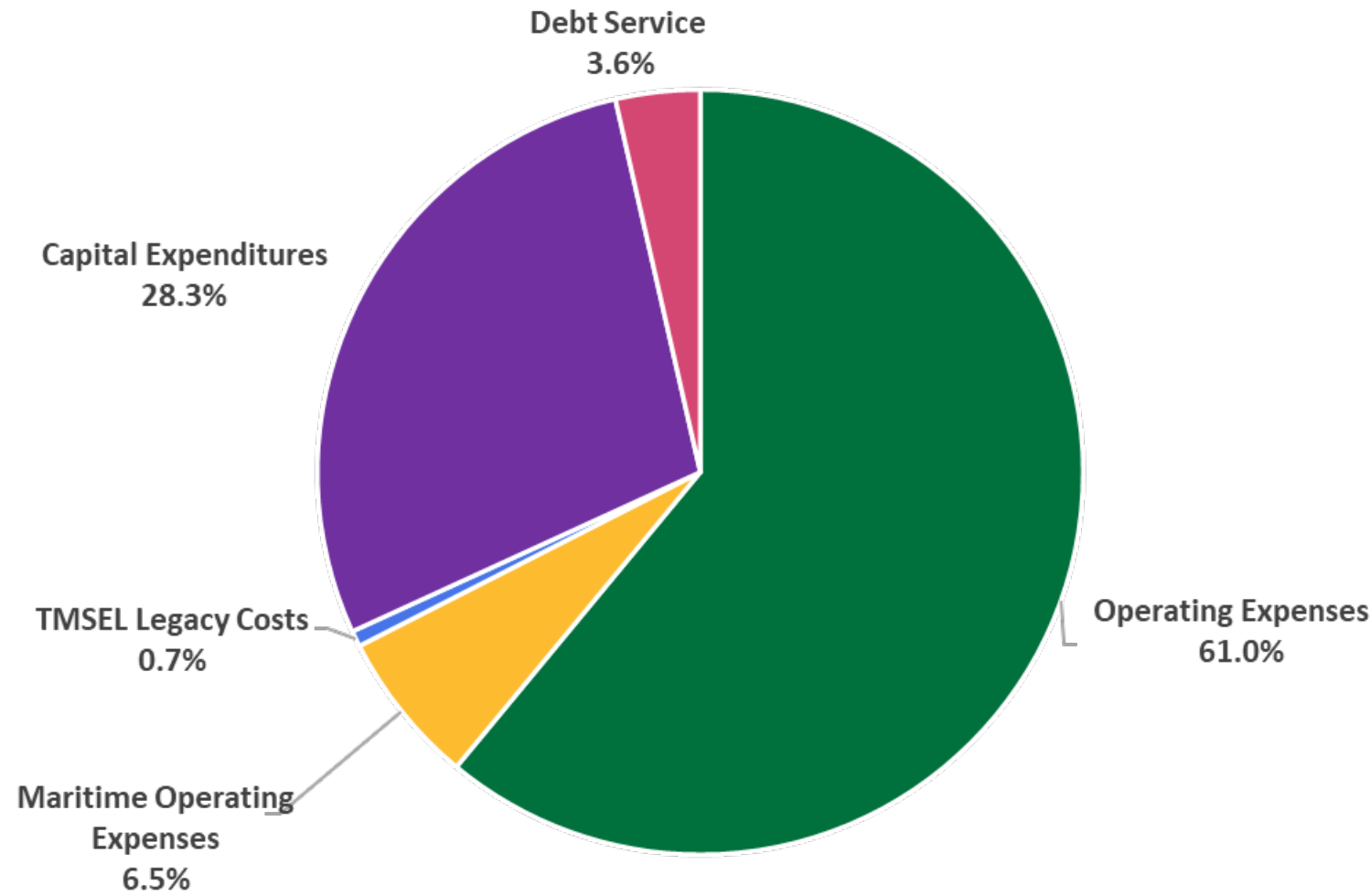


2025 Sources		
Operating Revenues	\$	124,513,839
Maritime Operating Revenues	\$	6,870,916
Government Operating Assistance	\$	22,366,504
Non-Operating Federal Sources	\$	44,392,167
Other Local Sources	\$	21,164,073
Operating Reserve/ARPA	\$	6,979,930
TOTAL SOURCES		\$ 226,287,429





RTA Proposed 2024 Budget Uses



2025 Uses		
Operating Expenses	\$	138,028,331
Maritime Operating Expenses	\$	14,693,891
TMSEL Legacy Costs	\$	1,520,331
Capital Expenditures	\$	63,981,376
Debt Service	\$	8,063,500
TOTAL USES		\$ 226,287,429





Capital and Maritime Expenditures

- ❑ Capital Expenditures include projects that are on-going or anticipated to begin in 2025 at a percentage of revenue and expenditure and that align with the estimated project completion for the year.
- ❑ Most projects are partially funded (approx 80%) with Federal and/or State government grants, but there is a local match required - \$19.6 million in CY25 (\$14.5 million in 2024).
- ❑ Maritime Operations and Capital projects are partially funded by State and Federal funding allocated for CY25.



Questions?



Agenda

6. Ratifications

Award Contract for Interim Transfer Hubs Phase 2 Construction	24-083
Cooperative Endeavor Agreement (CEA) Between the City of Gretna and the Regional Transit Authority (RTA)	24-090
Fare-free Transit on Early Voting Saturdays for 2024 Election	24-103
Change Order Request: Thomas Jefferson's (TJ) Drydock and Maintenance Contract	24-108



Agenda

7. Authorizations

Janitorial Services Permanent Contract-EDS	24-080
Heritage Crystal Clean, LLC Contract Award	24-087
RTA Clever Devices Maintenance Agreement	24-097
FY2021 Low-No Emissions Bus Program	24-089
Canal Bus Wash Replacement	24-109
Canal Streetcar HVAC Replacement	24-111



Agenda

8. Amendments

ADS System Safety Consulting, LLC Contract Extension	24-085
Amend Contract for Transit Shelter Advertising and Maintenance	24-099



Agenda

9. New Business (UNANIMOUS VOTE REQUIRED TO CONSIDER)



Agenda

10. Audience Questions and Comments



Agenda

11. Executive Session (2/3rds VOTE To Consider)

- Ernest N. Morial Exhibition Hall Authority versus Regional Transit Authority
Civil District Court No. 2021-04470, Division “J-15”
- Dwight Dabney versus TMSEL, et al
Civil District Court No. 02-00704, Division “G”
- BRC Construction Group, LLC versus New Orleans Regional Transit Authority,
Civil District Court for the Parish of Orleans No.: 2024-0335, Division “F”-5
- O.E. By and Through His Parents versus New Orleans Regional Transit
Authority
United States District Court for the Eastern District of Louisiana
No.: 2023-2578, Section: “G”-4



Agenda

12. Adjournment