





*April 22, 2025*

**New Orleans  
Regional Transit Authority  
Monthly Board Report**



The New Orleans Regional Transit Authority (RTA) hereby declares that, in accordance with La. R.S. 42:17.1 (A)(2)(a)-(c), a meeting will be held in person on Tuesday, April 22, 2025, at 10:00 a.m. Please be aware that wearing masks in the boardroom is encouraged.

Written comments on any matter included on the agenda will be accepted in the following ways: 1) Submission of a Speaker Card on meeting day; 2) Electronically by email sent to: [rtaboard@rtaforward.org](mailto:rtaboard@rtaforward.org) prior to the meeting; or 3) By U.S. Mail send to 2817 Canal Street, Attention: Office of Board Affairs, New Orleans, LA 70119. Live stream access: [norta.legistar.com](https://norta.legistar.com)



This meeting is accessible to persons with disabilities. To help assure availability, modifications or accommodations linked to a disability must be requested 72 hours before the meeting or hearing. Please direct requests for public meeting accommodations to the Office of Board Affairs, 2817 Canal Street, New Orleans, LA 70119, or call 504-827-8341 or by email ([rtaboard@rtaforward.org](mailto:rtaboard@rtaforward.org)).



# ***Agenda***

**1. Call to Order**

**2. Roll Call**

**3. Consideration of Meeting Minutes**

**[Board of Commissioners Minutes – 03.25.25]**



# ***Agenda***

## **4. Reports**

### **A. RTA Chairman's Report**

# ***RTA Board of Commissioners Annual Retreat***



RTA Board of Commissioners Meeting



## ***Agenda***

# **4. Reports**

## **B. Operations & Administration Committee Chairman's Report**



## ***Agenda***

# **4. Reports**

## **C. Finance Committee Chairman's Report**





## ***Agenda***

# **4. Reports**

### **D. RTA General Counsel's Report**



## ***Agenda***

# **4. Reports**

### **E. RTA Chief Executive Officer's Report**



# EMPLOYEE RECOGNITION

## EMPLOYEE OF THE MONTH AND QUARTER



**WHITNEY MATTHEWS**  
OPERATIONS  
BUS OPERATOR



**TROY ANCAR**  
STOCK CLERK  
MAINTENANCE



**VERNON JULIAN**  
TRANSIT OPERATIONS SUPERVISOR  
ADMINISTRATIVE EMPLOYEE OF THE QUARTER



# JAZZ FEST

## ROLL TO JAZZ FEST WITH RTA!

 Streetcar to City Park - City Park/Museum (#48) or Canal/Cemeteries (#47) Streetcars,

 Esplanade - RT 91 - Jackson/Esplanade for the closest stop near the Fest!

 Uptown- St. Charles Streetcar (#12), then transfer to City Park/Museum (#48) or Canal/Cemeteries (#47)

Jazzy Passes: \$3 a day or \$8 FOR 3 DAYS

Fares can be purchased on all RTA vehicles, through the Le Pass app, and at the kiosk at 2817 Canal or the Canal Station and at the mobile unit at Canal and Bourbon.



RTA 

*No Stress.  
All Fest.*

 [NORTA.com/Roll](https://NORTA.com/Roll)

The advertisement features a man in a tan suit and a checkered cap playing a golden trumpet against a purple background. In the bottom right corner, a smartphone displays the RTA app interface, showing a search bar, a list of tickets, and a 'Buy a new ticket' button.



# **INTERGOVERNMENTAL AFFAIRS**

## **FEDERAL PRIORITIES**

- APTA TESTIMONY**

## **STATE AND LOCAL PRIORITIES**

- 2025 REGULAR LEGISLATIVE SESSION**
- JOINT TRANSPORTATION, HIGHWAY, AND PUBLIC WORKS COMMITTEE MEETING**

# Questions?

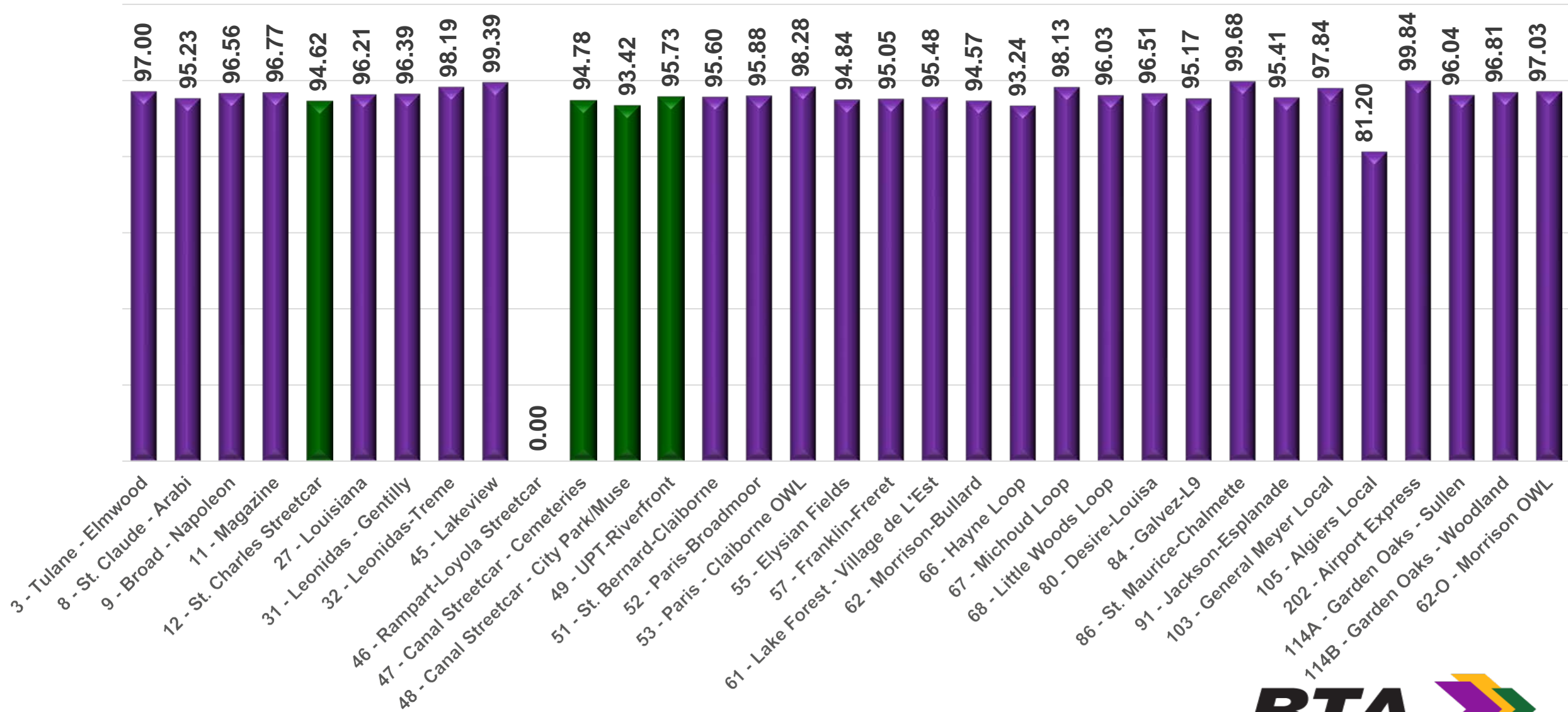


## ***Agenda***

# **4. Reports**

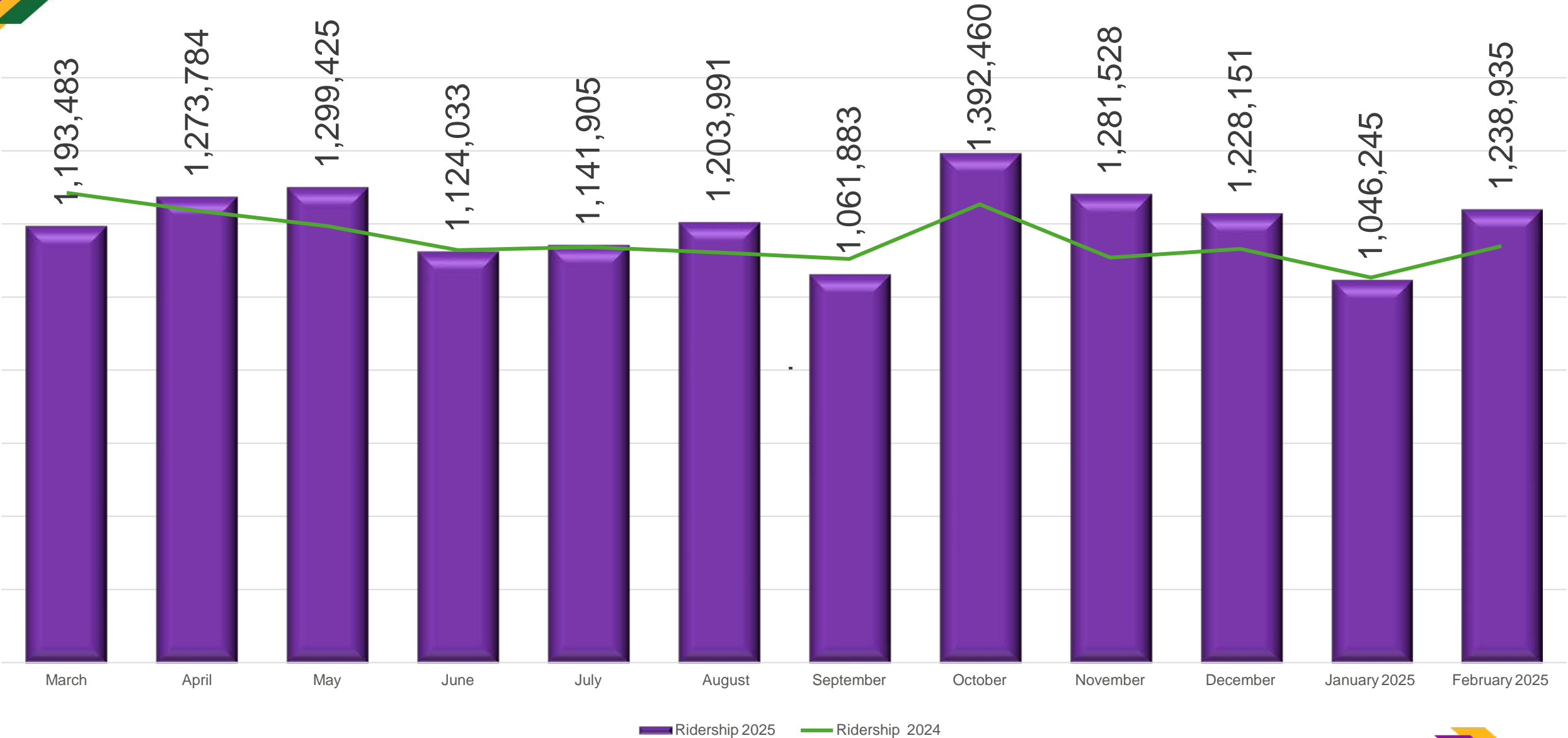
### **F. RTA Chief Transit Officer's Report**

# SERVICE DELIVERY | FEBRUARY 2025





# TOTAL RIDERSHIP - BUS, STREETCAR, PARATRANSIT & FERRY

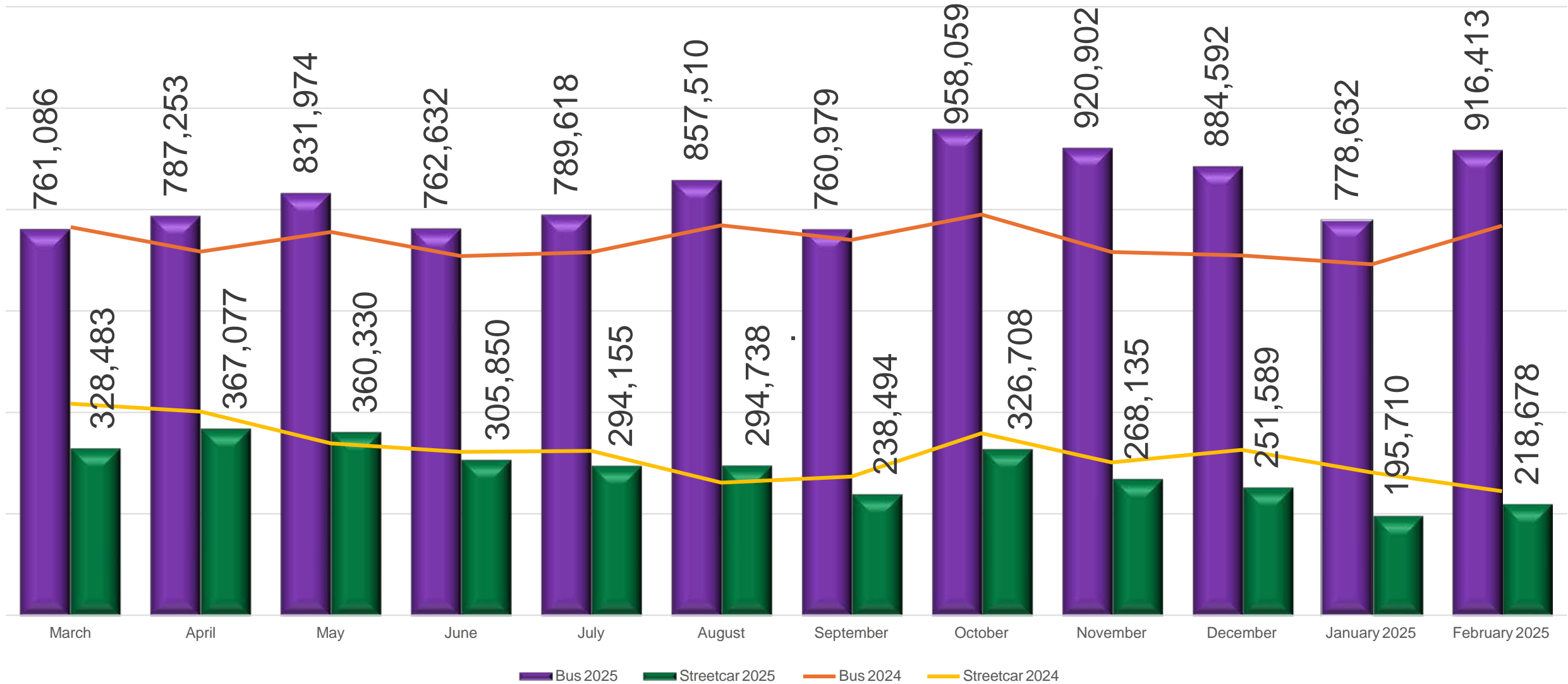


■ Ridership 2025    — Ridership 2024

RTA Board of Commissioners Meeting

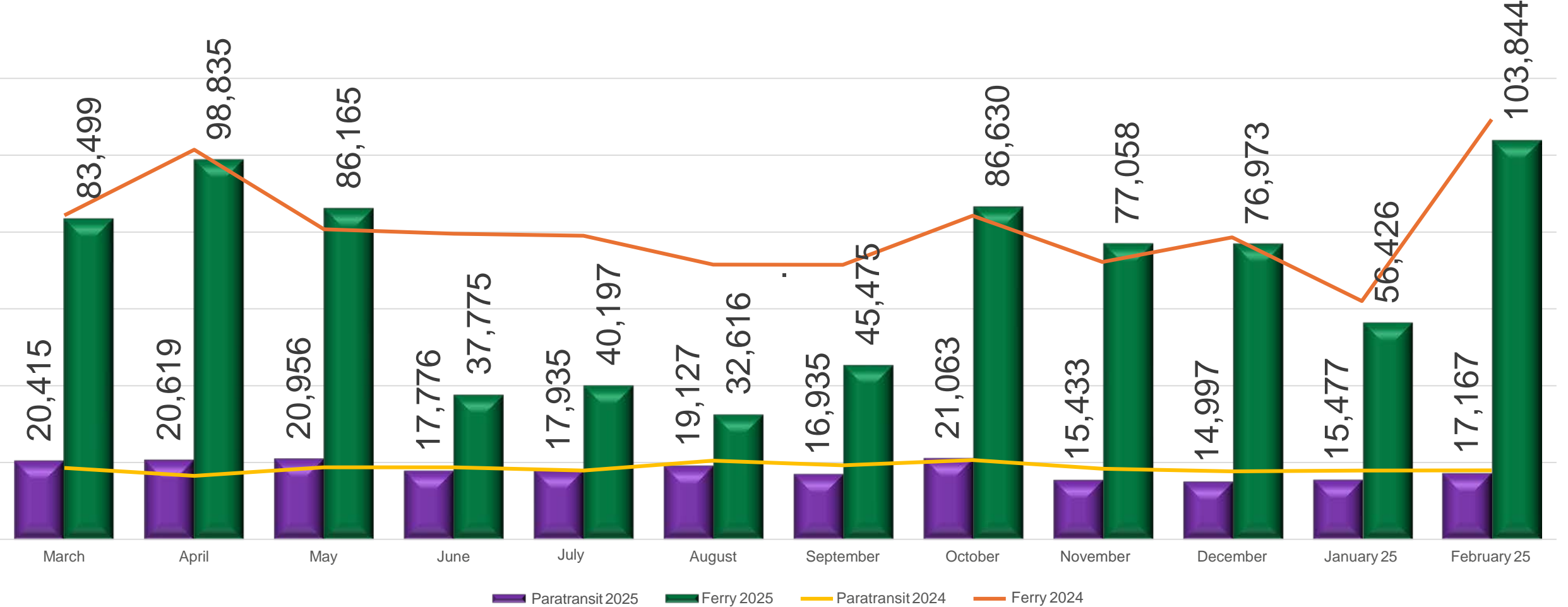


# RIDERSHIP – BUS & STREETCAR | FEBRUARY 2025



# RIDERSHIP – PARATRANSIT & FERRY | FEBRUARY 2025

RIDERSHIP - PARATRANSIT & FERRY



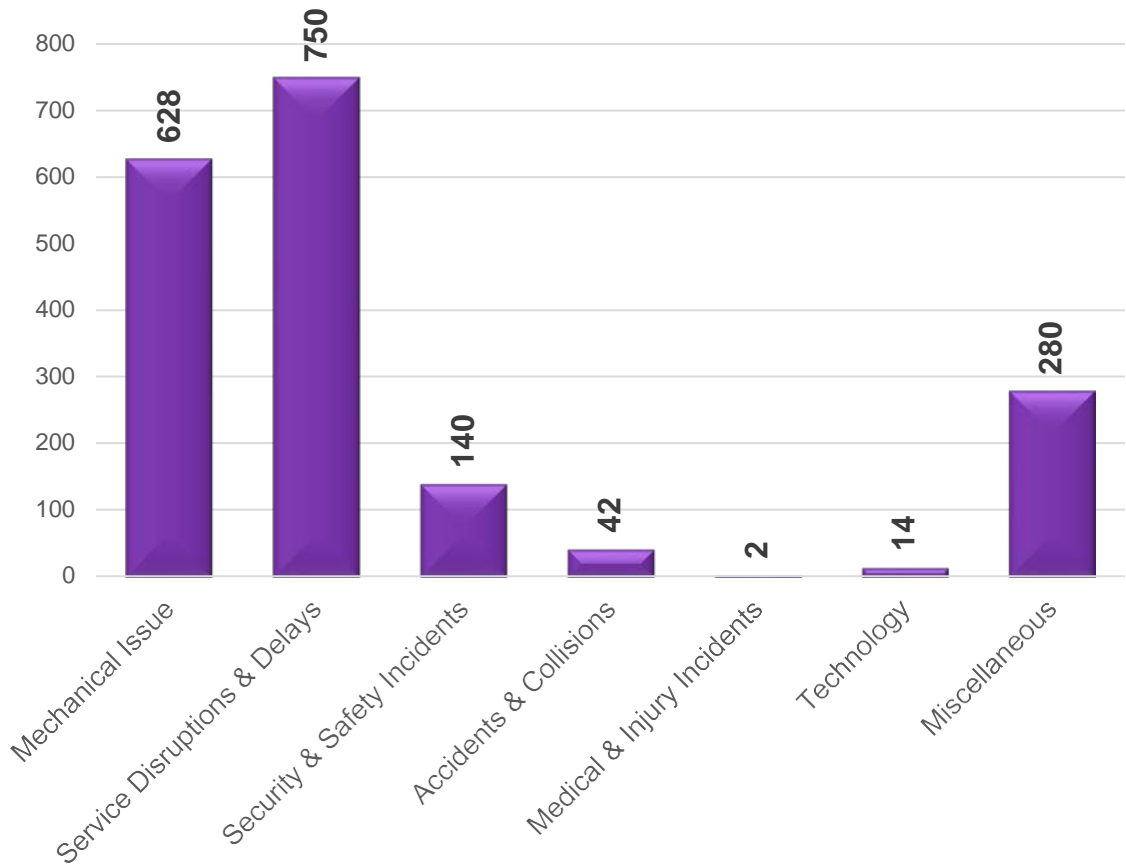


# LONG-TERM DETOURS AFFECTING ALL MODES

Routes Affected by Long-Term Detours	Cause
3 – Jefferson/ HwyElmwood	Road Construction
31 & 32 Leake & Carrollton, DeSaix Bridge	Road Construction
55 – Press/Girard	Road Construction
57- Carrolllton/Leake Ave	Traffic Controls
91 – Esplanade Ave.	Building Demolition
114B - Woodland	Street Buckling

# SERVICE DISRUPTION BY CAUSE

TOTAL CAUSE RECORDED = 1856

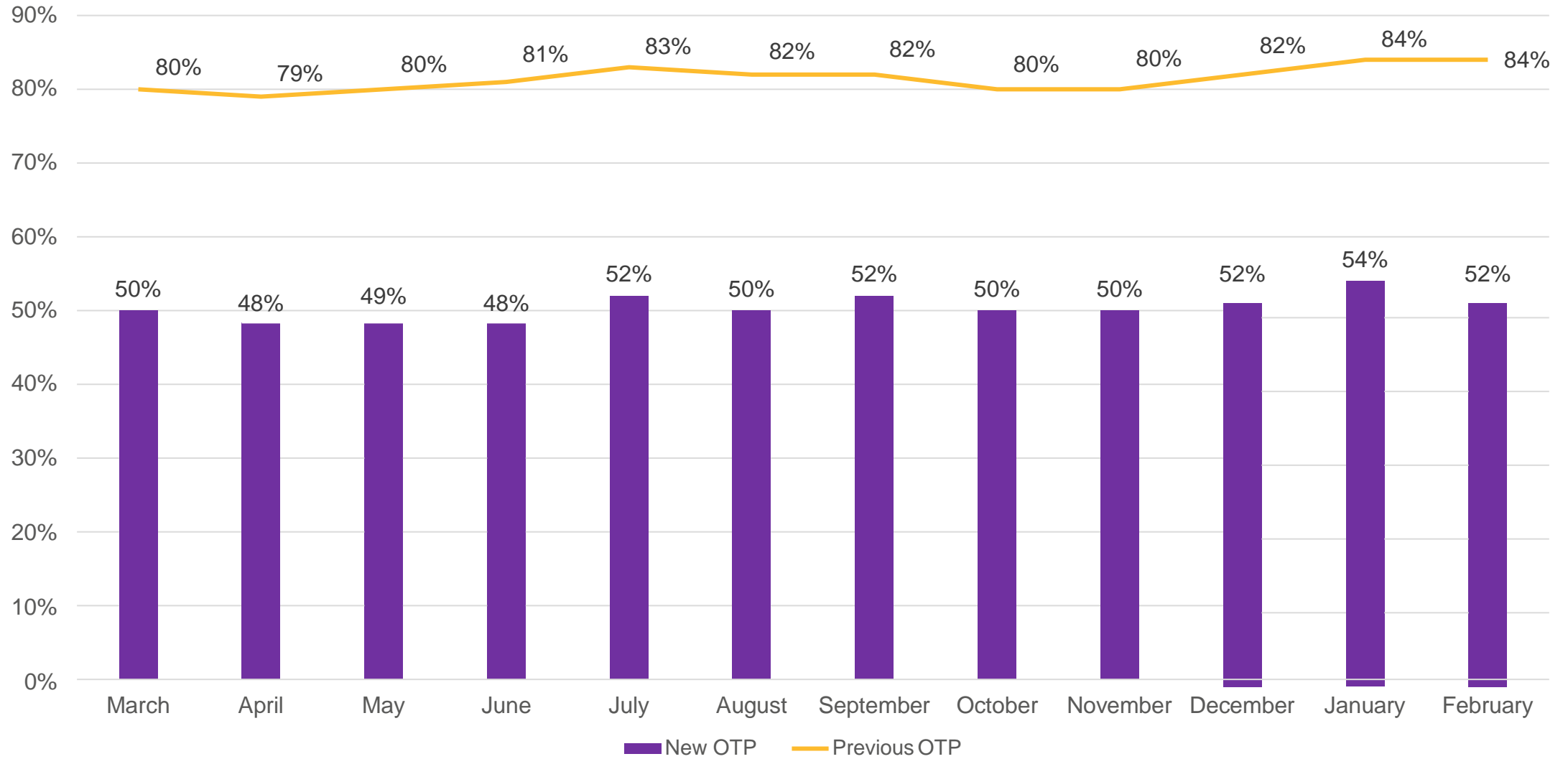


# ON-TIME PERFORMANCE – BUS, STREETCAR | FEBRUARY 2025



\*OTP WINDOW =1 MINUTE EARLY AND UP TO 7 MINUTE LATE

# ON-TIME PERFORMANCE – PARATRANSIT | FEBRUARY 2025

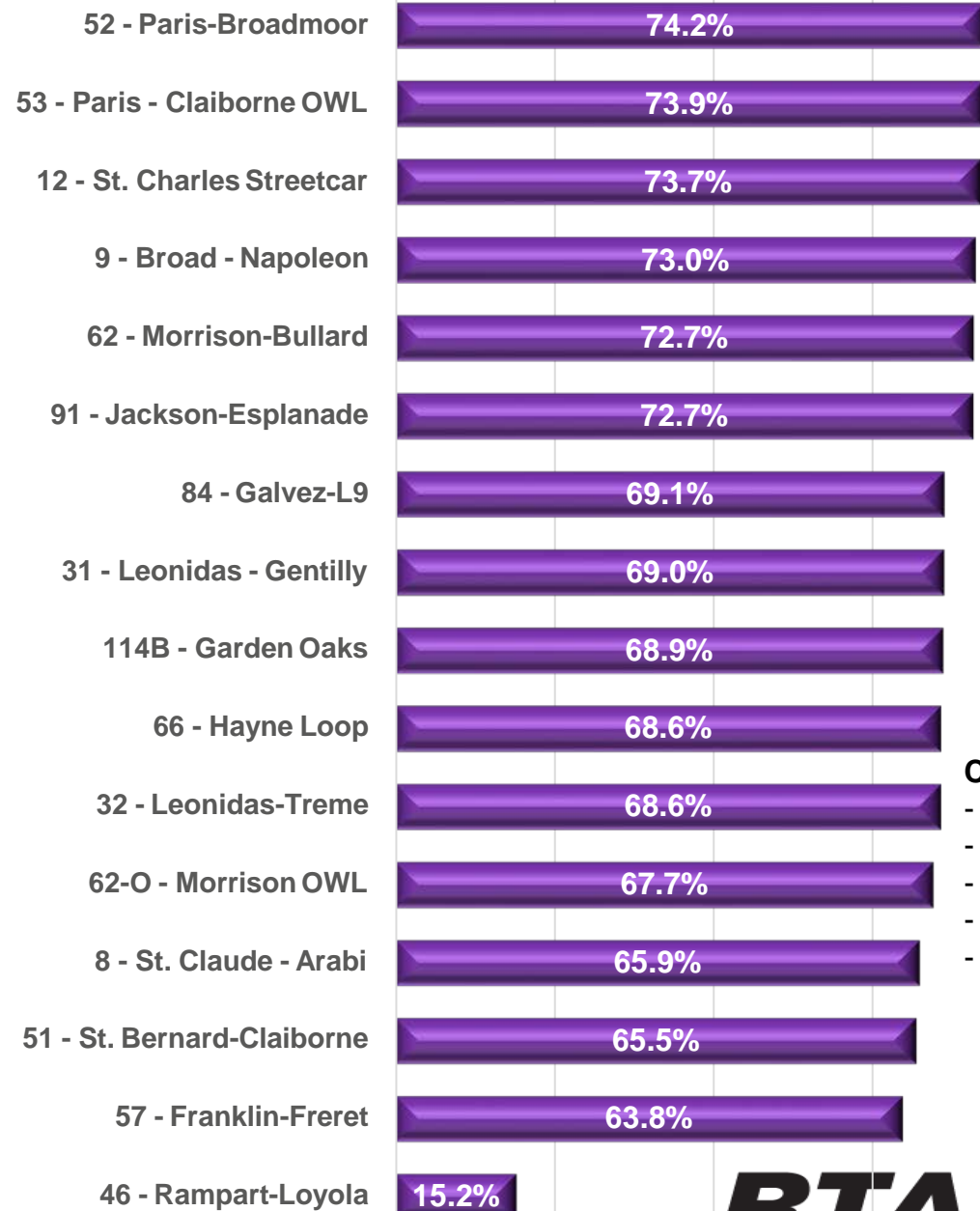
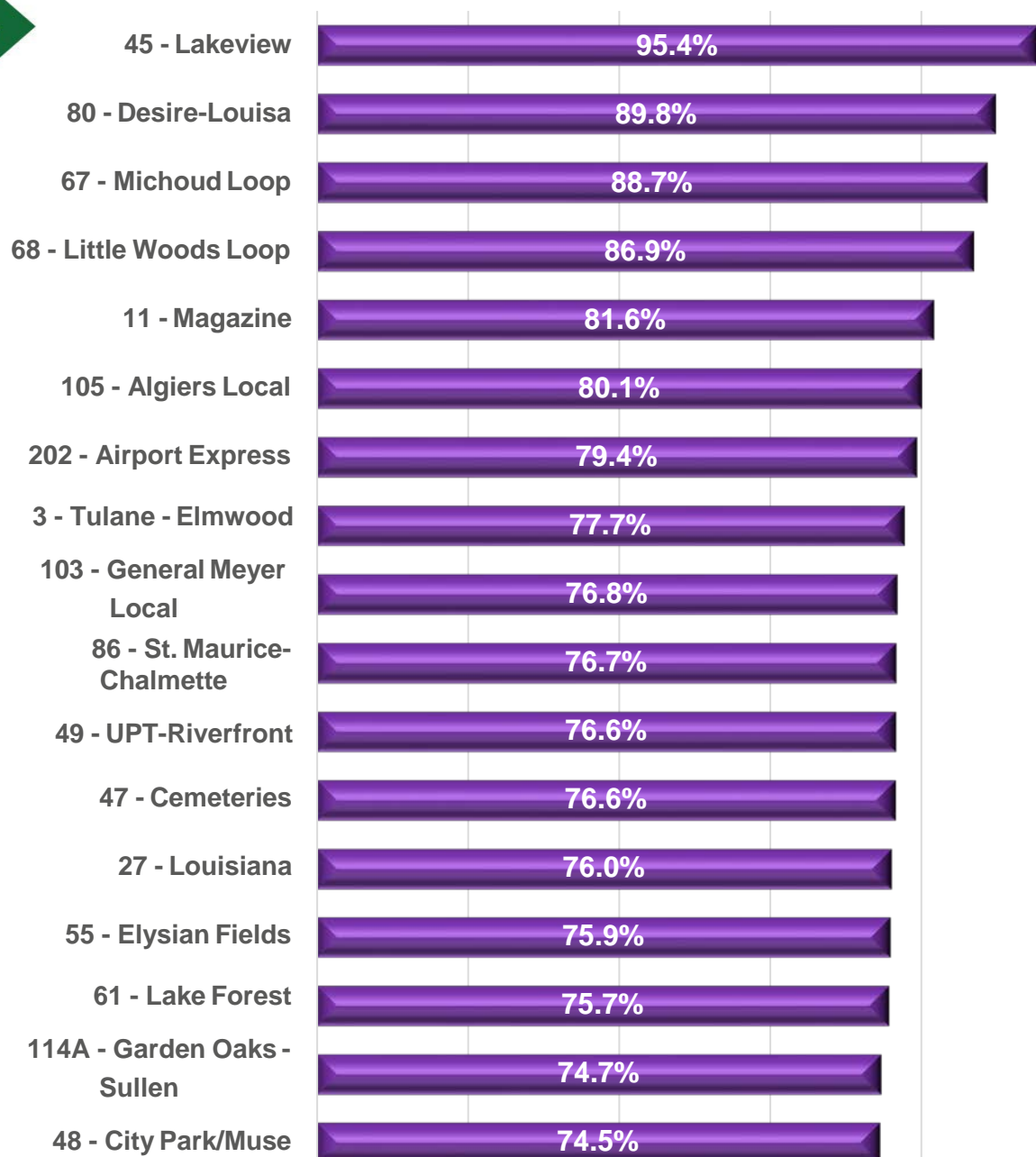


**\*OTP WINDOW =15 BEFORE AND 15 AFTER CLIENT PICK UP TIME**

RTA Board of Commissioners Meeting



# BUS ON-TIME PERFORMANCE BY ROUTE | FEBRUARY 2025




- Cause**
- Detour
  - Construction
  - Congestion
  - Parade
  - Police Activity




# TOP ON-TIME PERFORMER BY MODE | FEBRUARY 2025

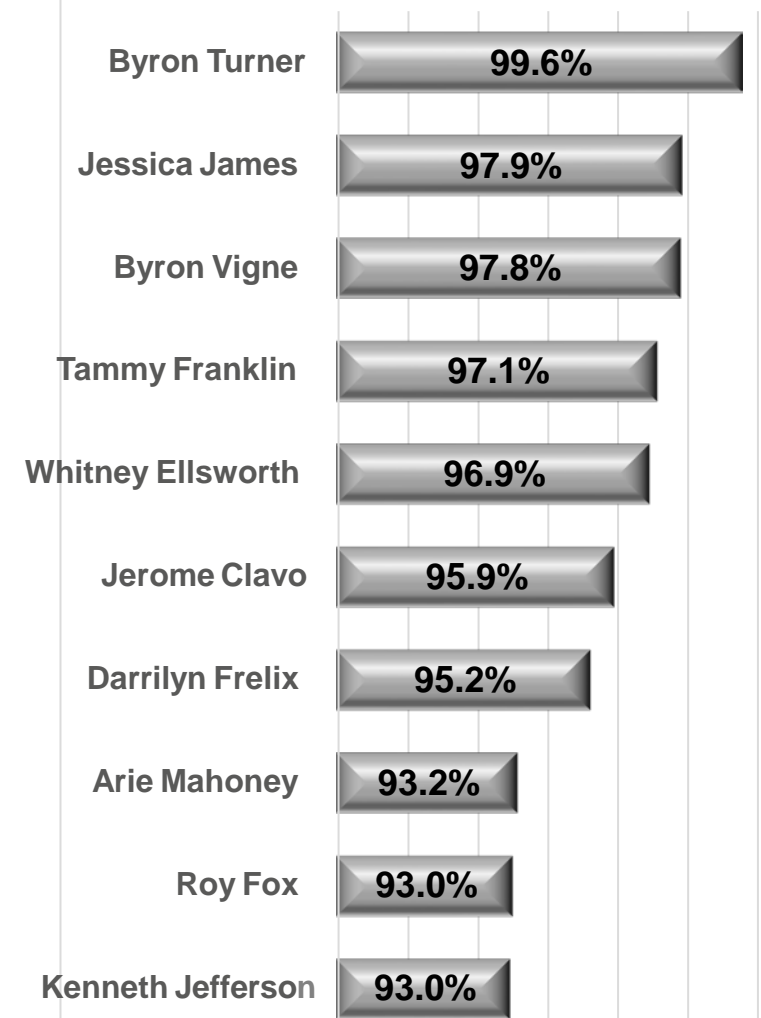
## Bus Operators



## Streetcar Operators



## Paratransit Operators





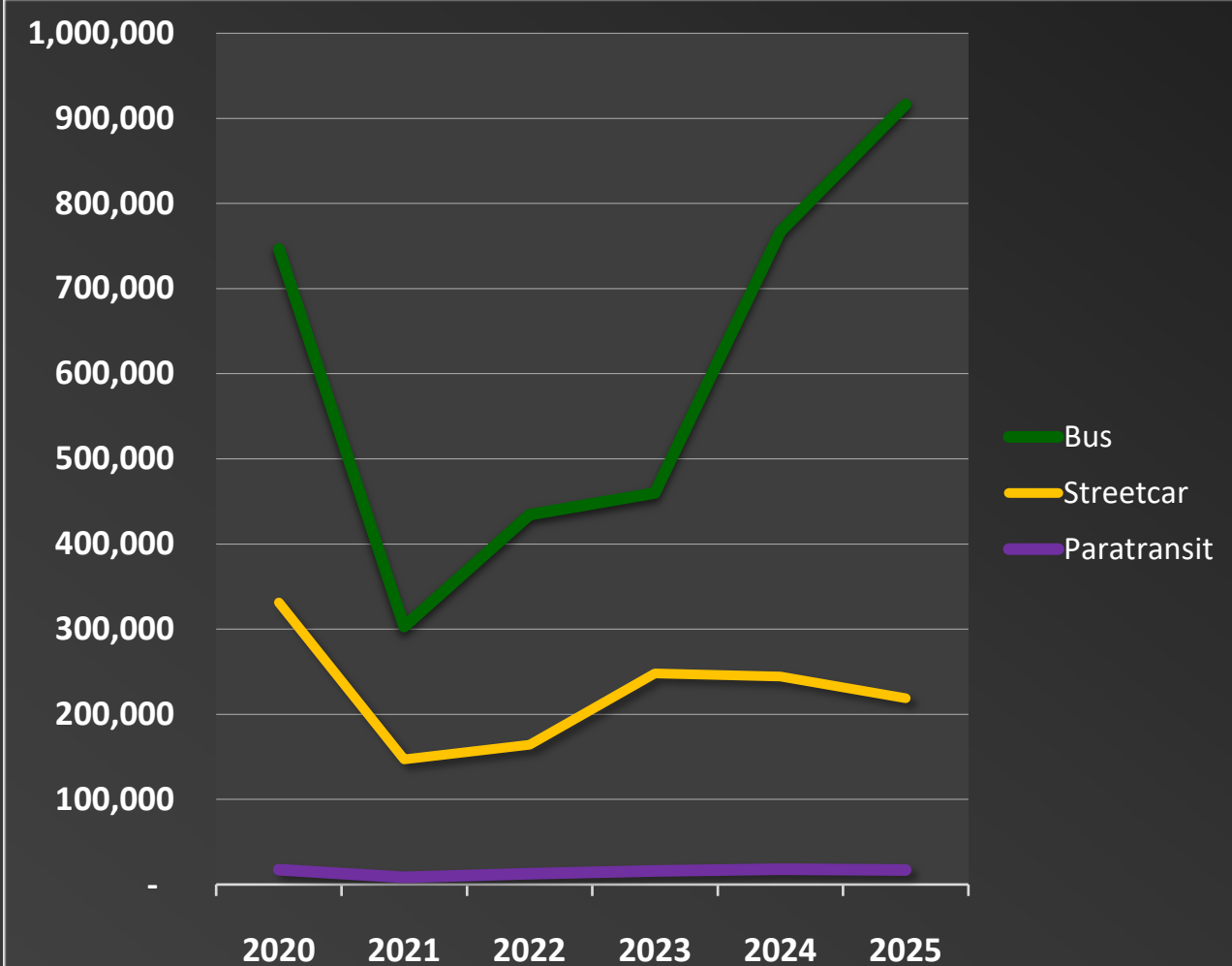
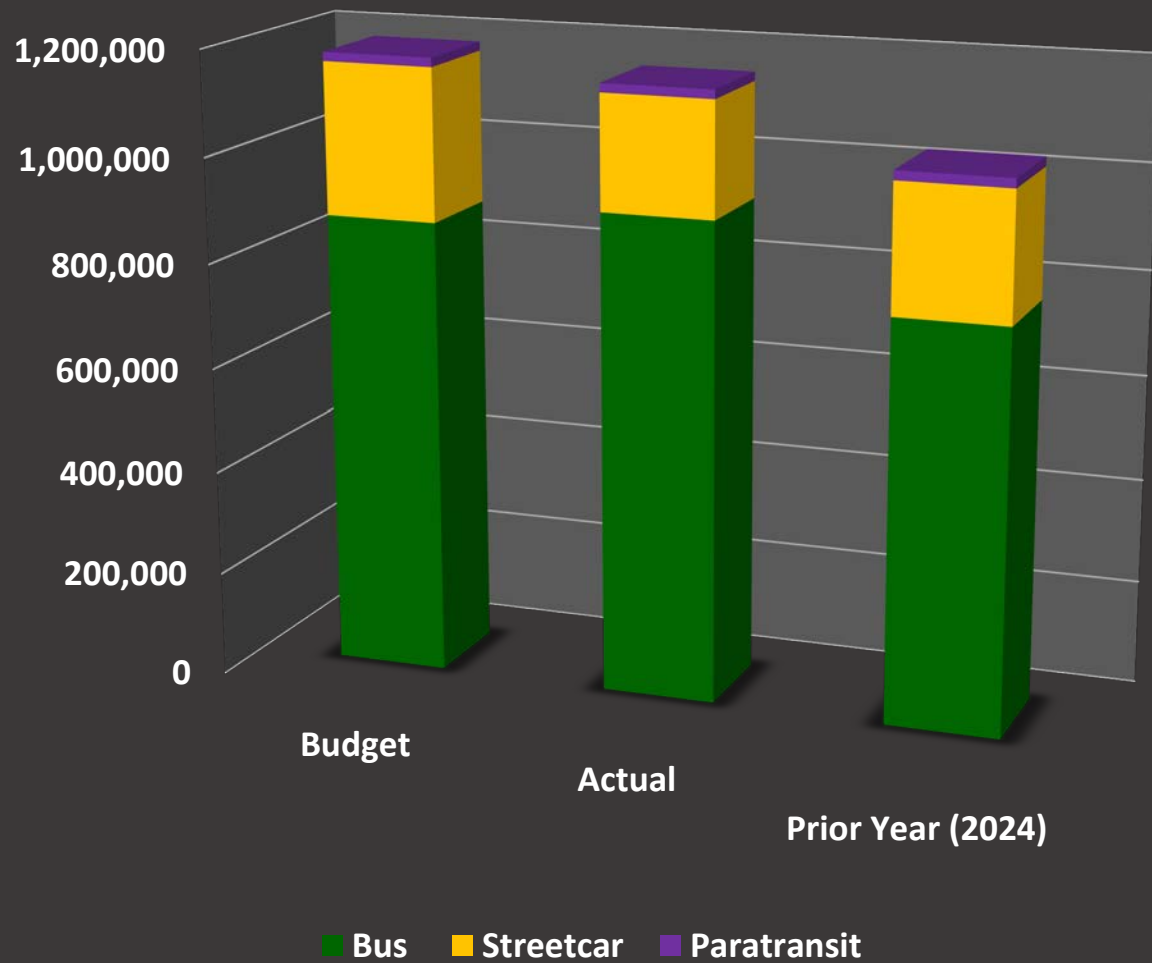
# Questions?



## ***Agenda***

# **4. Reports**

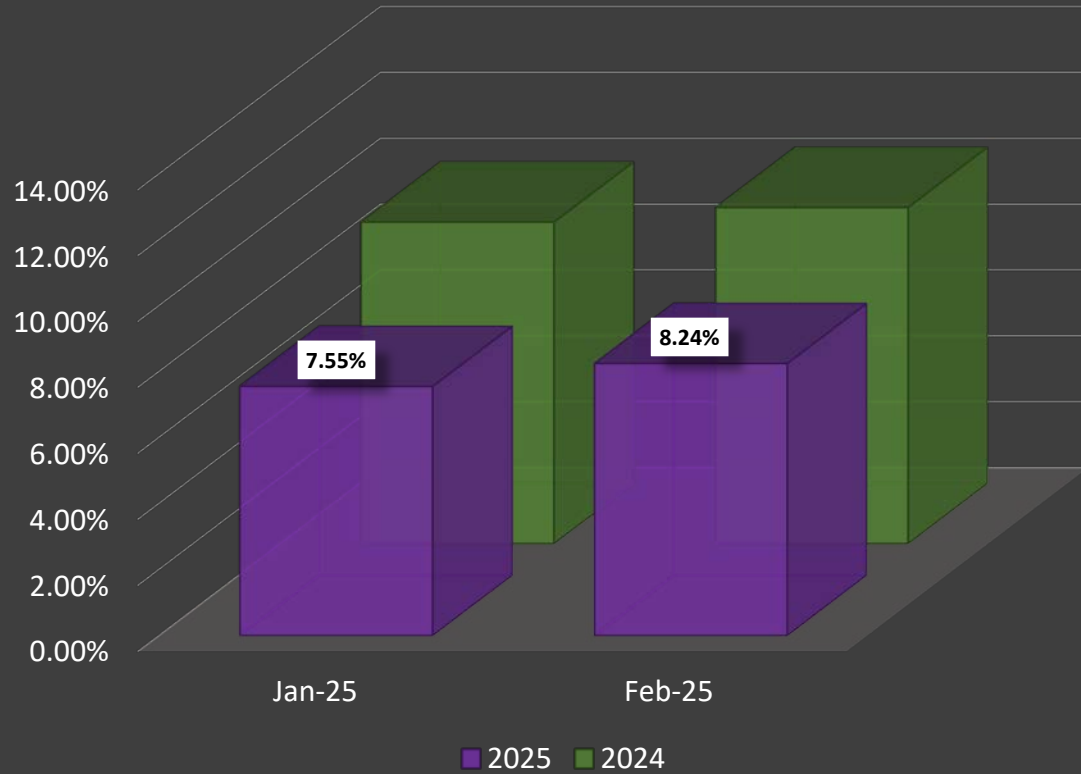
### **G. RTA Chief Financial Officer's Report**



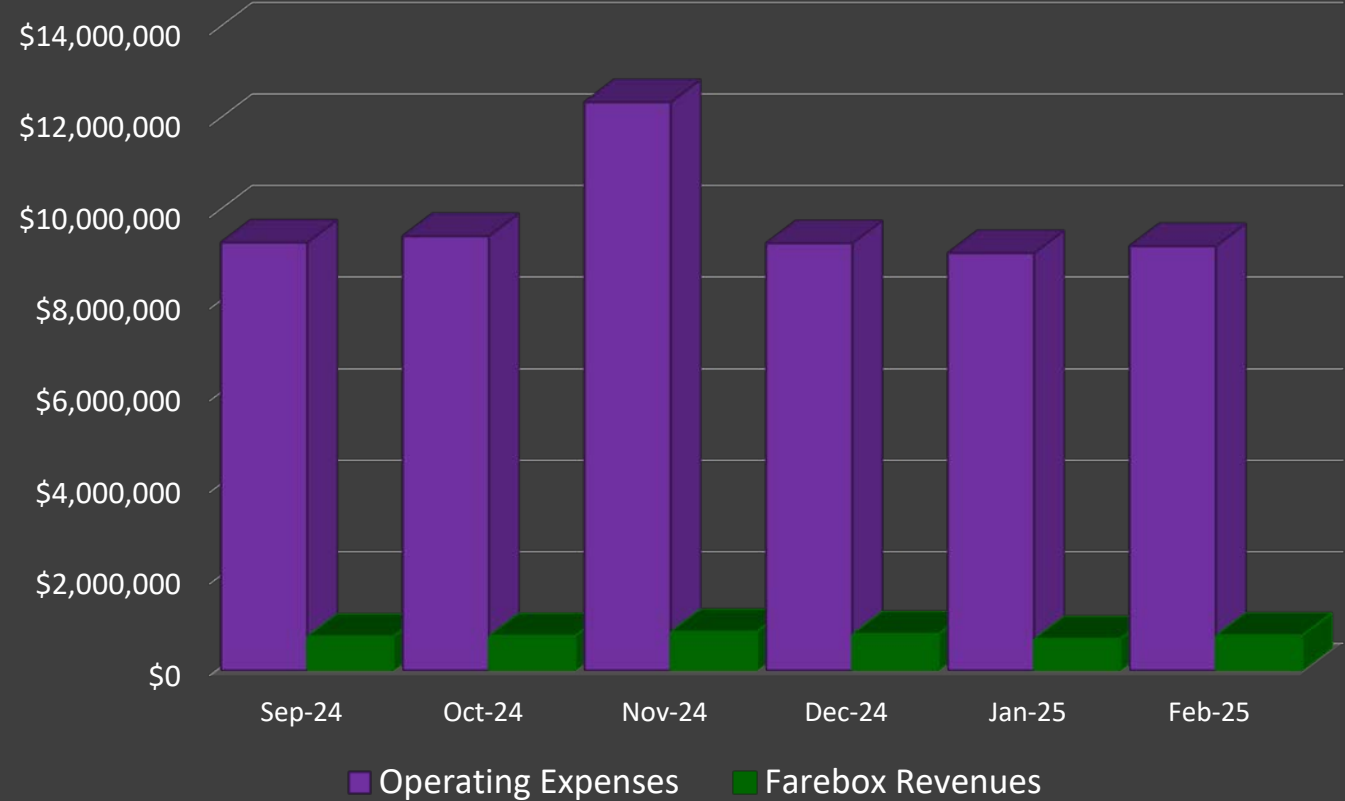
# Ridership

Ridership in February increased by 22.9% when compared to January actuals. In February, total system ridership (bus, streetcar and paratransit) was 1.2M, compared to 938K for the previous month of January.

## FAREBOX RECOVERY RATES 2025 vs 2024



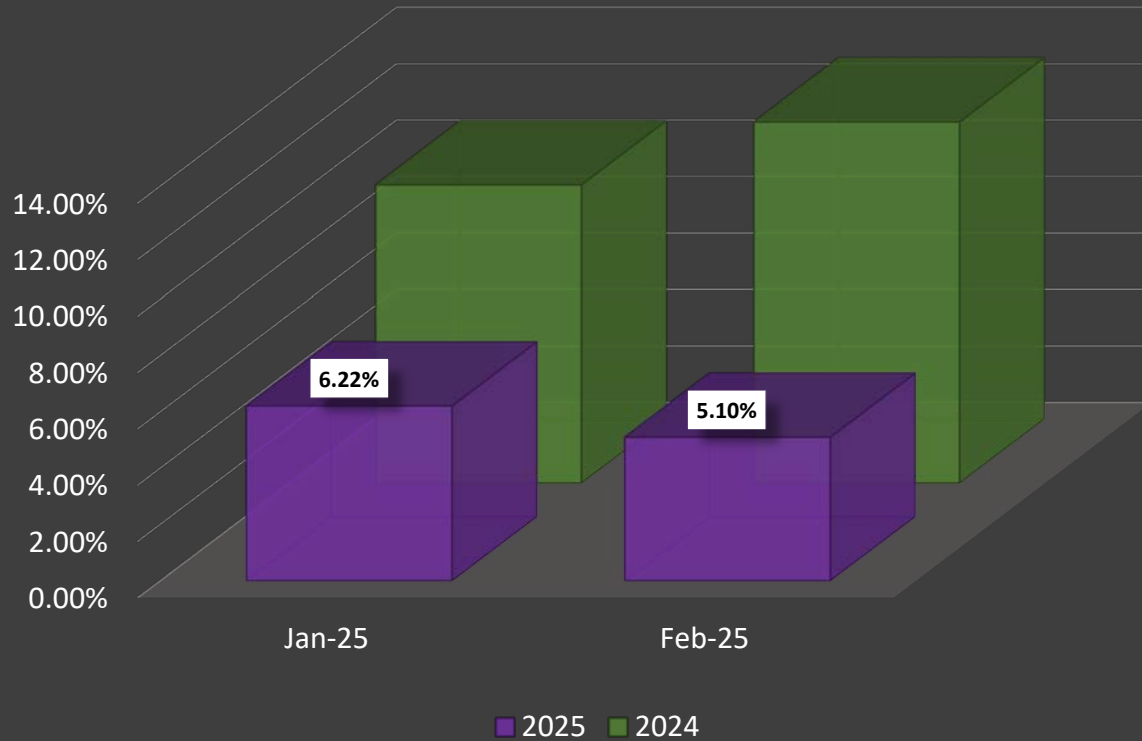
## TOTAL OPERATING EXPENSES, FAREBOX REVENUE & FAREBOX RECOVERY



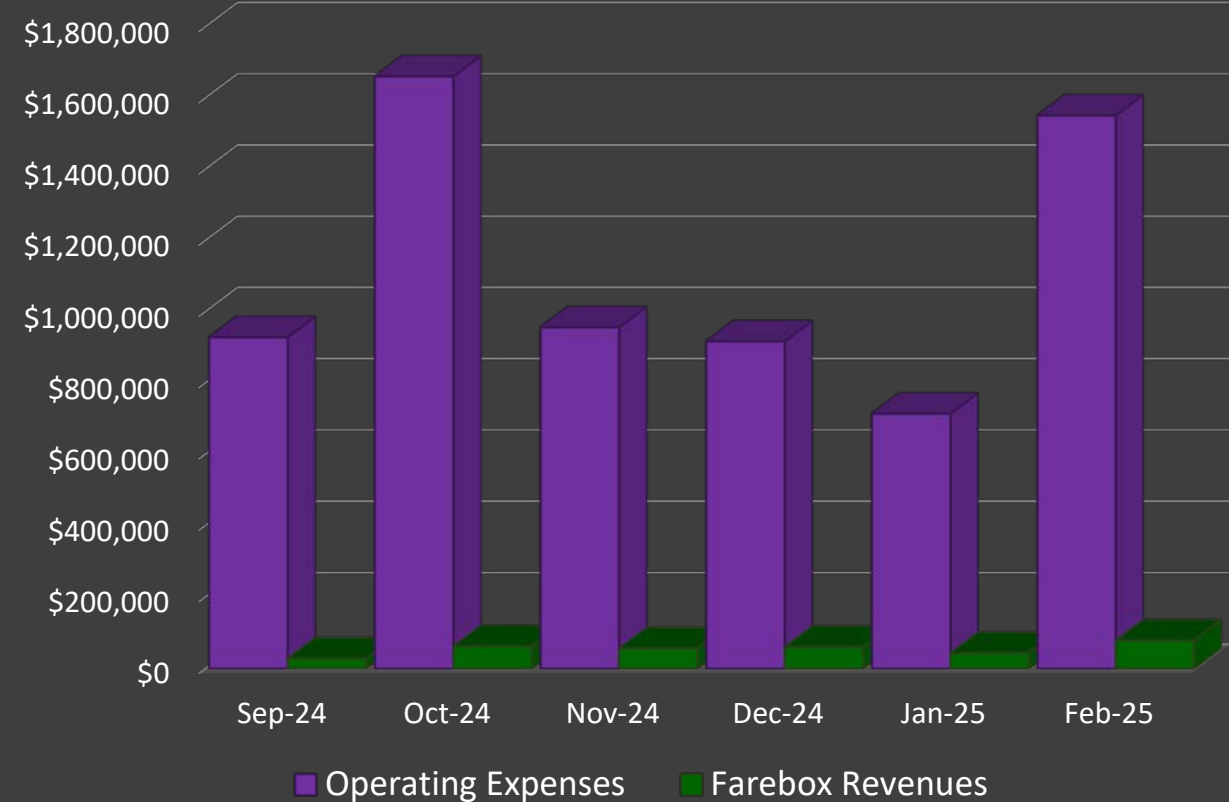
### ***Farebox Recovery Rates 2025 vs. 2024***

Fare revenue continues to offset a modest percentage of operating expenses as ridership continues to rebound. February's farebox recovery rate increased slightly from 7.6% to 8.2%, an increase of 0.6%.

**FAREBOX RECOVERY RATES  
2025 vs 2024**



**TOTAL OPERATING EXPENSES, FAREBOX REVENUE & FAREBOX RECOVERY**



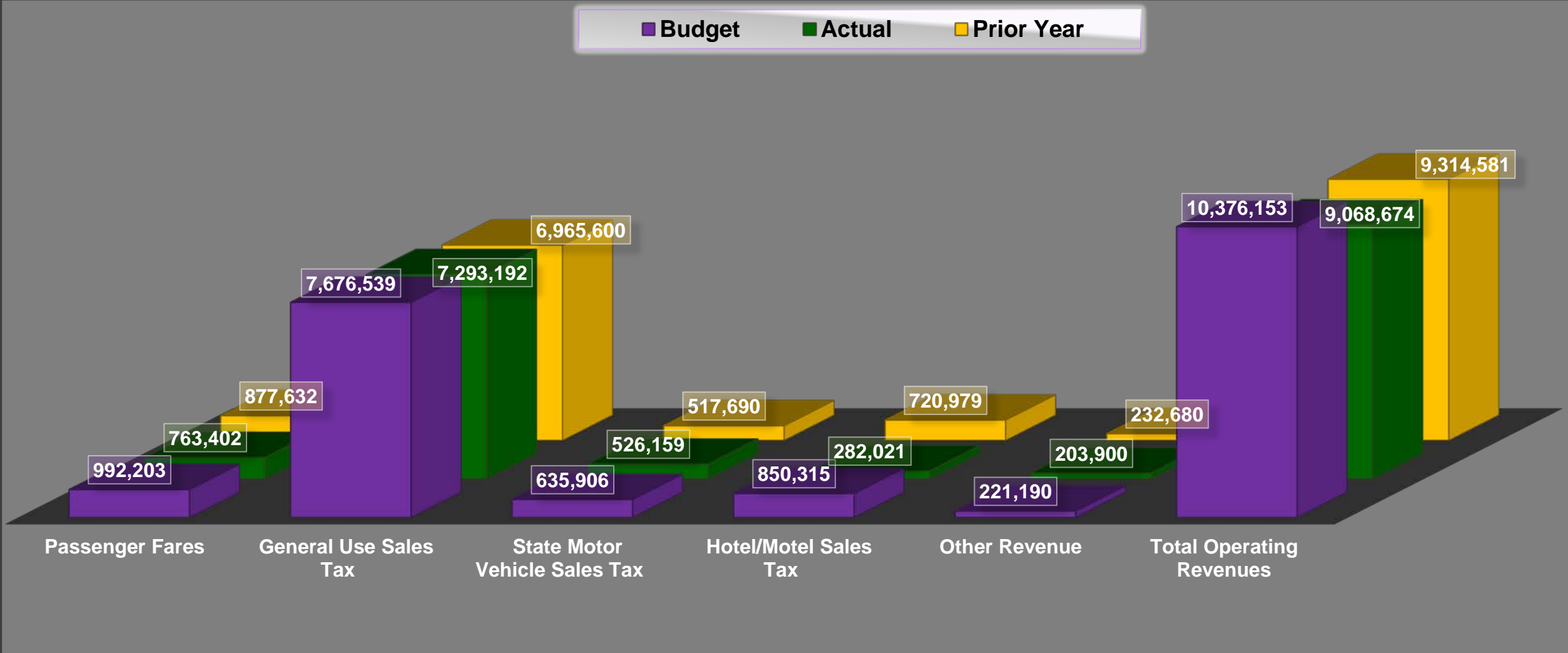
## ***FERRY- Farebox Recovery Rates 2025 vs. 2024***

The decrease in farebox recovery to 5.1% in February from 6.2% in January is the result of a larger increase in operating expenses than the increase in fare revenues from the prior month. Fare revenues continue to offset a small percentage of operating costs.



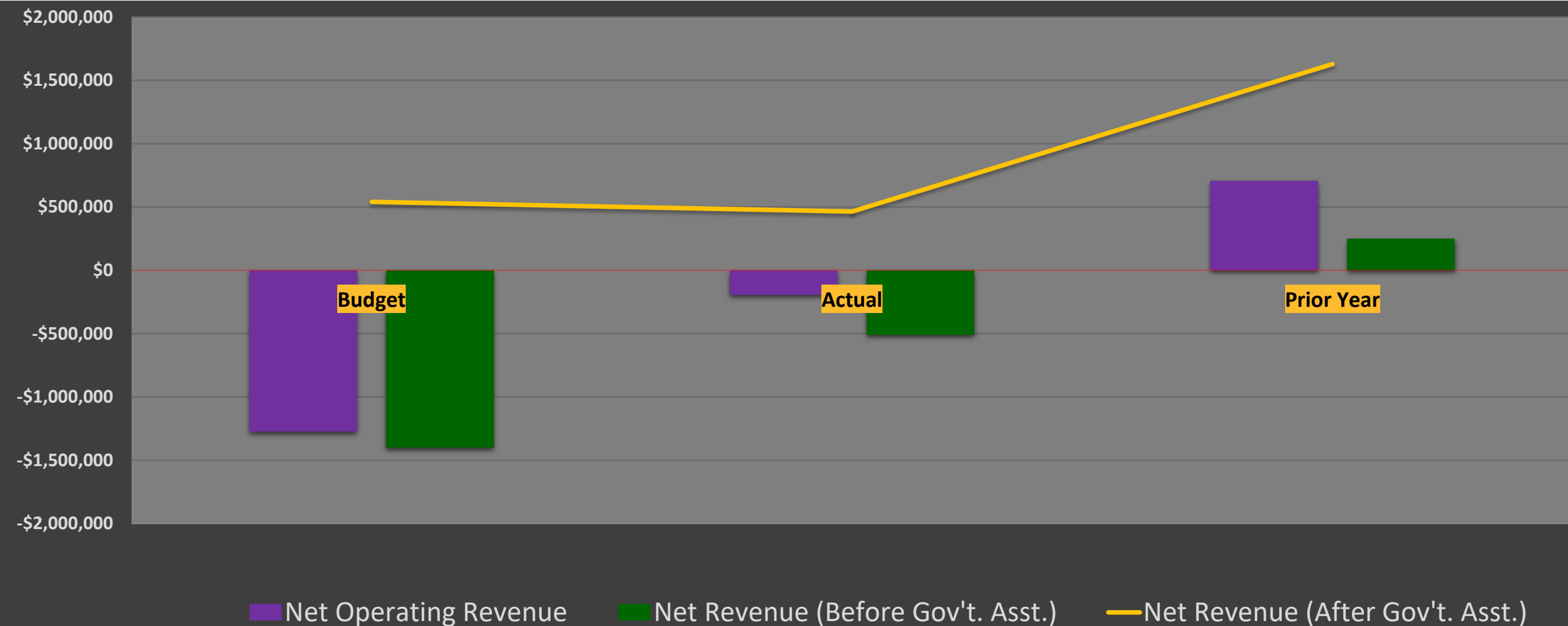
# February 2025 Summary of Sources

<b>SUMMARY OF SOURCES</b>						
	Budget	Actuals	\$ Change	% Change	YTD Budget	YTD Actuals
Sales Tax	9,162,760	8,101,372	(1,061,388)	-11.58%	18,325,520	17,834,427
Government Assistance	2,342,727	1,758,664	(584,063)	-24.93%	4,685,454	3,501,917
<b>Sales Tax and Government Assistance</b>	<b>11,505,487</b>	<b>9,860,036</b>	<b>(1,645,451)</b>	<b>-14.30%</b>	<b>23,010,974</b>	<b>21,336,344</b>
Passenger Fares	992,203	763,402	(228,801)	-23.06%	1,984,406	1,450,925
Other Operating Revenues	221,190	203,900	(17,290)	-7.82%	442,380	376,249
<b>Subtotal Transit Operations</b>	<b>1,213,393</b>	<b>967,302</b>	<b>(246,091)</b>	<b>-20.28%</b>	<b>2,426,786</b>	<b>1,827,174</b>
<b>Total Operating Revenues</b>	<b>12,718,880</b>	<b>10,827,338</b>	<b>(1,891,542)</b>	<b>-14.87%</b>	<b>25,437,760</b>	<b>23,163,518</b>
Capital Funding	5,275,772	460,907	(4,814,865)	-91.26%	10,551,544	3,133,505
Investment Income	131,239	72,742	(58,497)	100.00%	262,478	175,783
<b>Subtotal Capital and Bond Resources</b>	<b>5,407,011</b>	<b>533,649</b>	<b>(4,873,362)</b>	<b>-90.13%</b>	<b>10,814,022</b>	<b>3,309,288</b>
<b>Total Revenue</b>	<b>18,125,891</b>	<b>11,360,987</b>	<b>(6,764,904)</b>	<b>-37.32%</b>	<b>36,251,782</b>	<b>26,472,806</b>
Operating Reserve	0	(273,466)	(273,466)	-100.00%	0	1,874,846
<b>Total Sources</b>	<b>18,125,891</b>	<b>11,087,521</b>	<b>(7,038,370)</b>	<b>-38.83%</b>	<b>36,251,782</b>	<b>28,347,652</b>



# ***Operating Revenues (Budget, Actual & Prior Year)***

RTA’s two largest revenue sources are General Use Sales Tax (\$7.3M) and Passenger Fares (\$763K). The two combined make up 88.8% or \$8.1M of total revenue. Overall, total operating revenues for the month of February are \$9.1M.



## ***Net Revenues (Before and After Government Assistance)***

Net Revenue (Before Government Assistance) is -\$510K for the month of February. After applying the month's \$1.8M in Government Operating Assistance, Net Revenue is \$464K for the month of February.



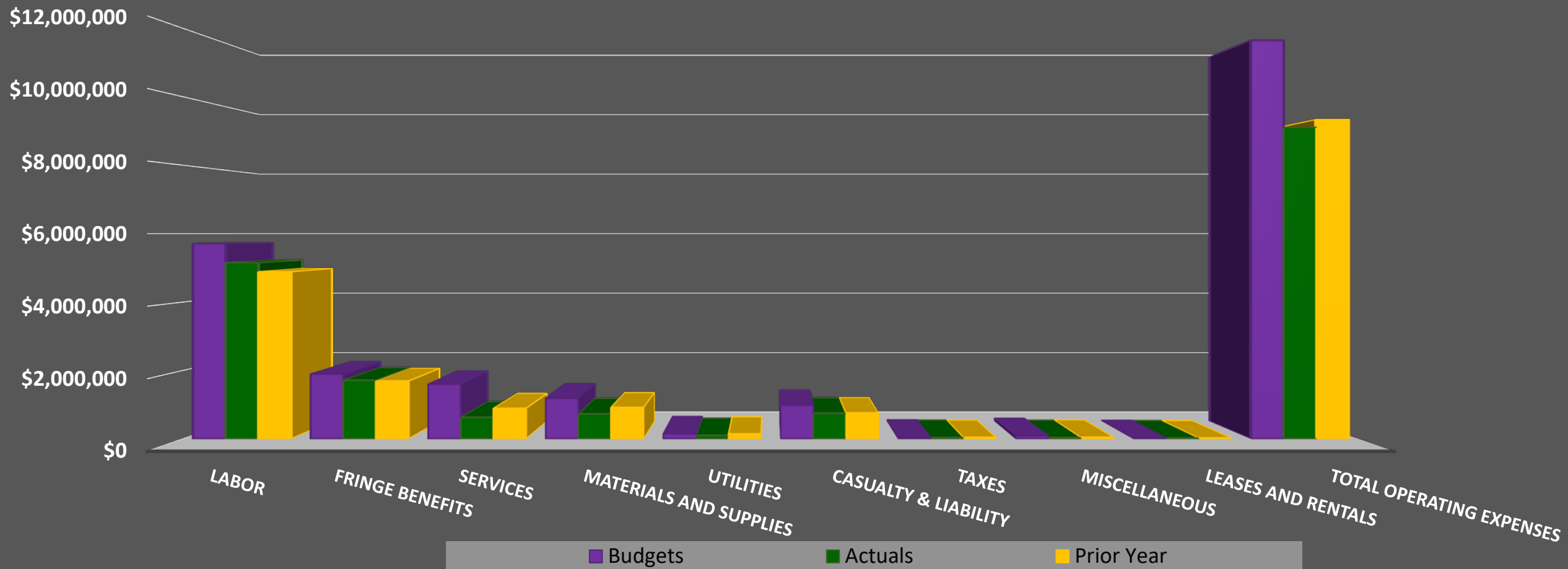


# February 2025 Summary of Uses

## Summary of Uses

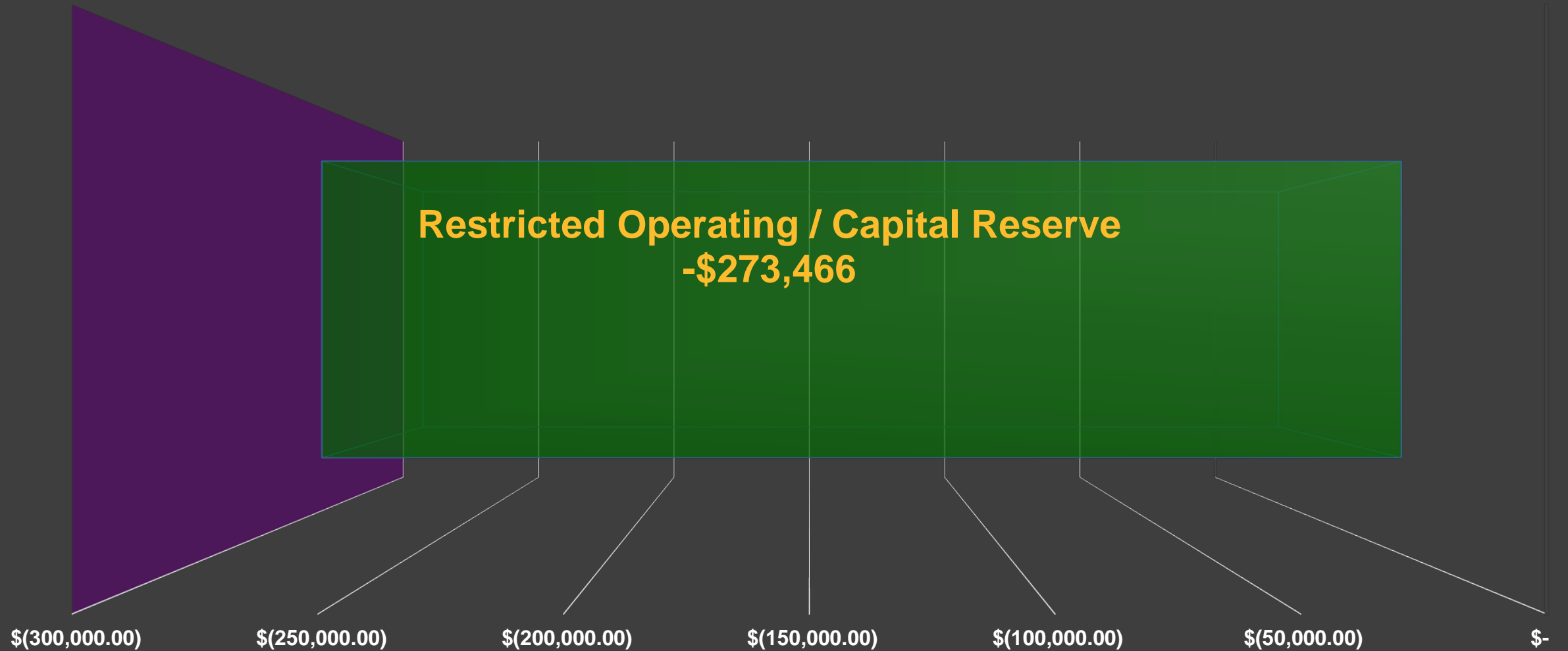
	Budget	Actuals	\$ Change	% Change	YTD Budget	YTD Actuals
Transit Operations	11,649,552	9,262,375	2,387,177	20.49%	23,299,104	18,371,718
TMSEL Legacy Costs	126,694	316,185	(189,491)	-149.57%	253,388	463,559
Maritime Costs	401,915	784,699	(382,784)	0.00%	803,830	976,057
Capital Expenditures	5,275,772	464,804	4,810,968	91.19%	10,551,544	3,137,402
Debt Service	671,958	259,458	412,500	61.39%	1,343,916	5,398,916
Total Expenditures	18,125,891	11,087,521	7,038,370	38.83%	36,251,782	28,347,652
Operating Reserve	0	0	0	0.00%	0	0
Total Uses	18,125,891	11,087,521	7,038,370	38.83%	36,251,782	28,347,652

## Operating Expenses (Actual - \$9,324,802)



## Operating Expenses

Operating Expenses for the month of February are roughly \$9.3M. Labor and Fringe Benefits, the largest expenditure at \$6.6M, comprised 71.1% of this month's actual expenses. In total, Operating Expenses for the month of February show an increase of 1.7% from \$9.1M in January.



## ***Operating Reserve***

The negative variance that resulted from Net Revenue (After Government Assistance of approximately \$1.8M) reduced the Restricted Operating/Capital Reserve by \$273K, after the offset of \$259K in Debt Service.

# ***Questions?***



## ***Agenda***

# **5. Consent Agenda**

**Pest Control Services**

**25-033**

**FY 2025 Trapeze Software Support**

**25-040**

**Carrollton Wheel Press Upgrade**

**25-042**



## ***Agenda***

# **6. Ratification**

Authorization to ratify contract award to  
Ron Turley Fleet Management System

25-041



## ***Agenda***

# **7. New Business** (UNANIMOUS VOTE REQUIRED TO CONSIDER)



## ***Agenda***

# **8. Audience Questions and Comments**





## ***Agenda***

# **9. Executive Session (2/3rds VOTE TO Consider)**

A. Inez Billizone v. Sedra C. Walker, et al – CDC No.: 2022-11219

B. Ratib Alkhawaldeh v. Transdev Services INC – CDC No.: 2020-955

C. BRC Construction Group, LLC v. RTA – CDC No.: 2024-03335



## ***Agenda***

# **10. Adjournment**