



February 9, 2023


Regional Transit Authority

Finance Committee





The New Orleans Regional Transit Authority (RTA) hereby declares that, in accordance with La. R.S. 42:17.1 (A)(2)(a)-(c), a meeting will be held on Thursday, February 9, 2023, at 11:00 a.m. Please be advised that mask wearing is encouraged inside the boardroom.



Written comments on any matter included on the agenda will be accepted in the following ways:

- 1) Submission of a Speaker Card on meeting day;
- 2) Electronically by email sent to: rtaboard@rtaforward.org prior to the meeting; or
- 3) By U.S. Mail send to 2817 Canal Street, Attention: Office of Board Affairs, New Orleans, LA 70119.



Agenda

- 1. Call to Order**
- 2. Roll Call**



Agenda

3. Consideration of Meeting Minutes



Agenda

4. Committee Chairman's Report



Agenda

5. Interim Chief Executive Officer's Report



Agenda

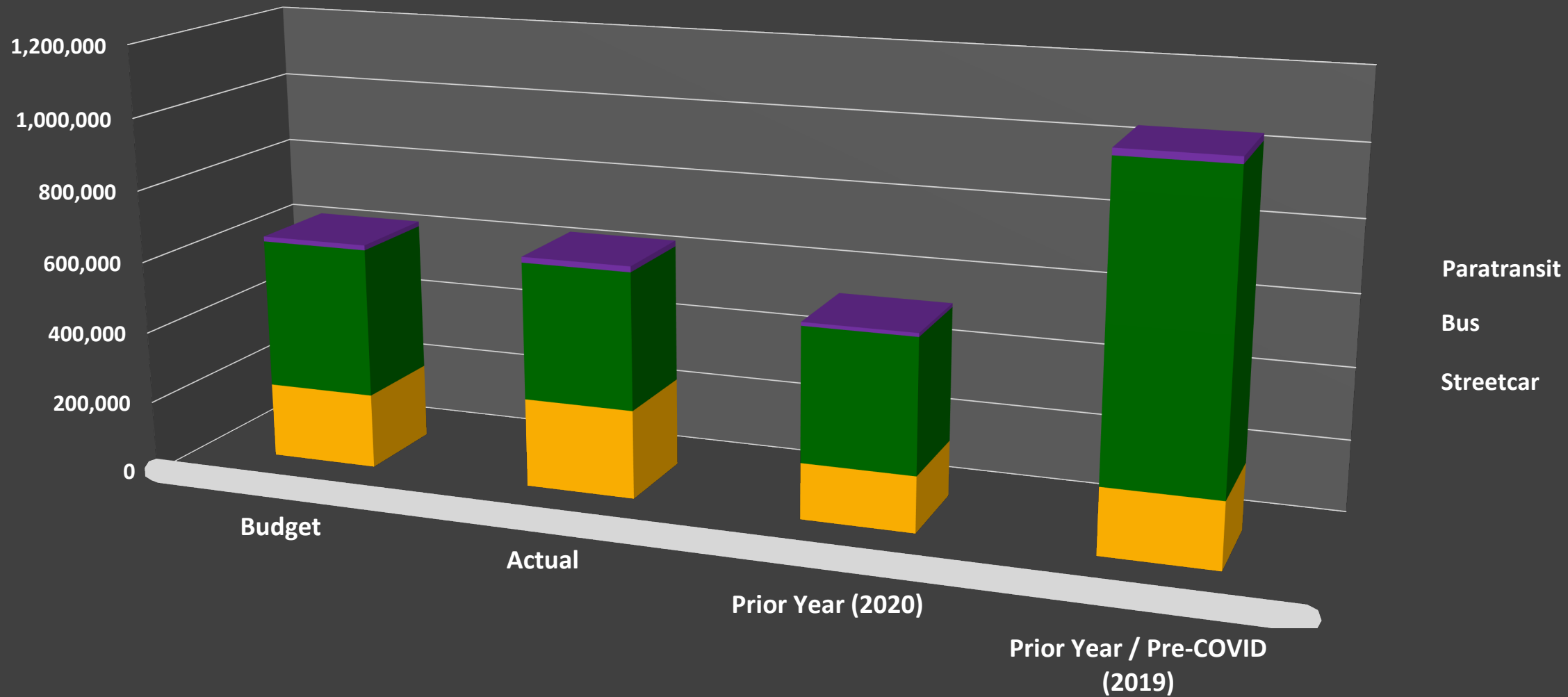
6. Chief Financial Officer's Report



02/09/2023

Regional Transit Authority

December 2022 Financials

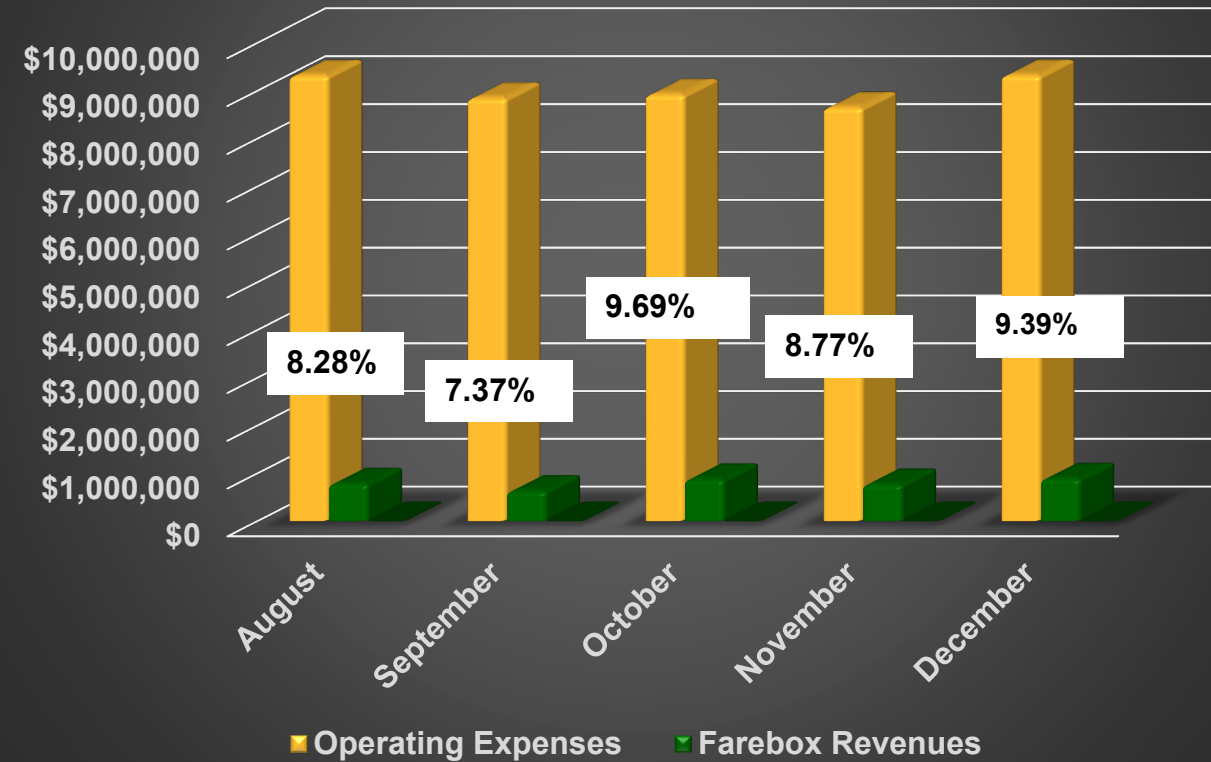


Ridership

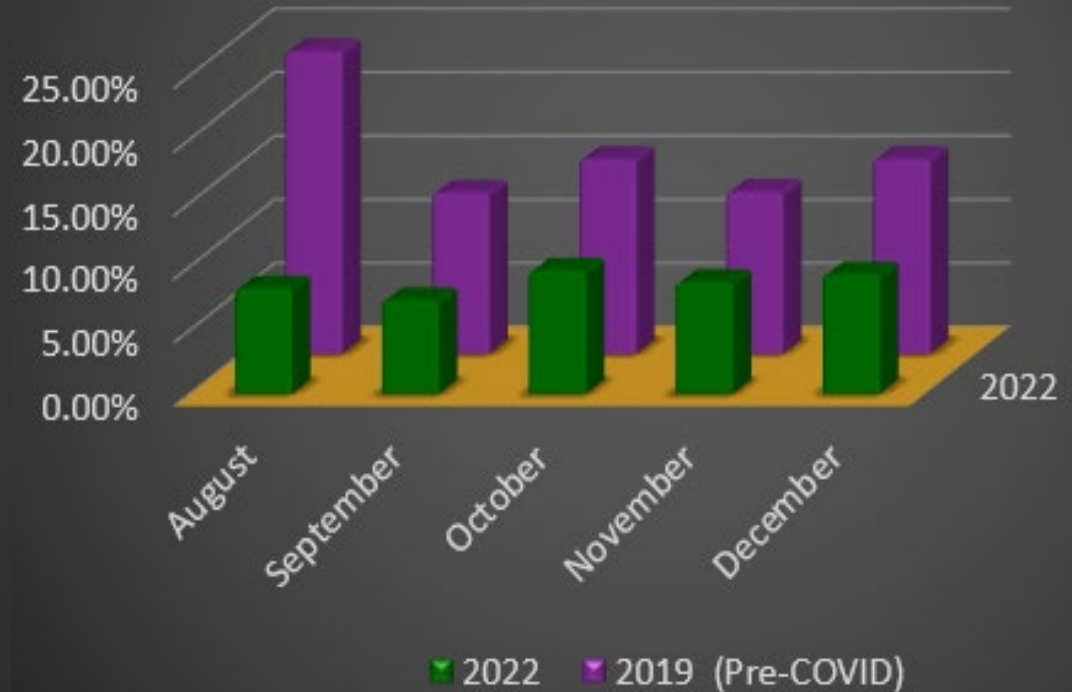
Ridership in December decreased by 16.7% compared to November 2022 actuals. Through December, total system ridership (bus, streetcar and paratransit) was 648K and 778K for the previous month of November. The results show improved but mixed results across the spectrum.



CY 2022 Total Operating Expenses, Farebox Revenue & Farebox Recovery



Farebox Recovery Rates 2022 vs 2019 (Pre-COVID)

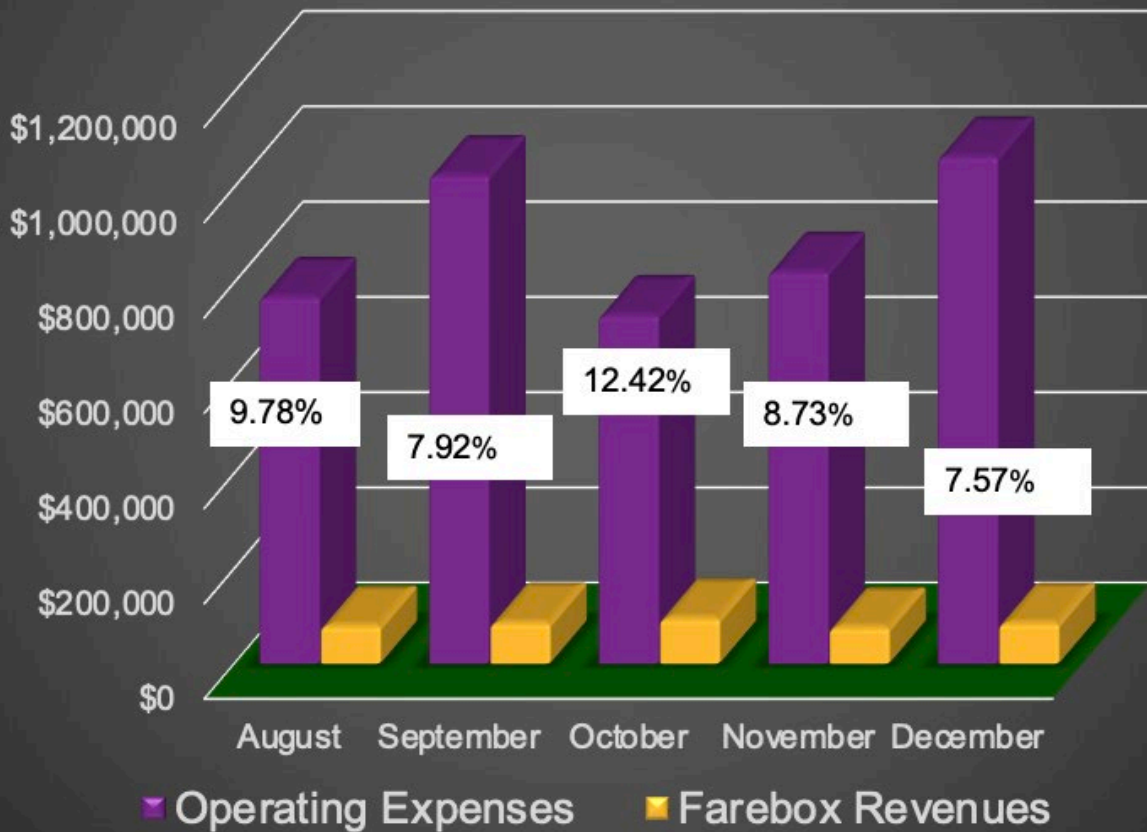


Farebox Recovery Rates 2022 vs. 2019 (Pre-COVID)

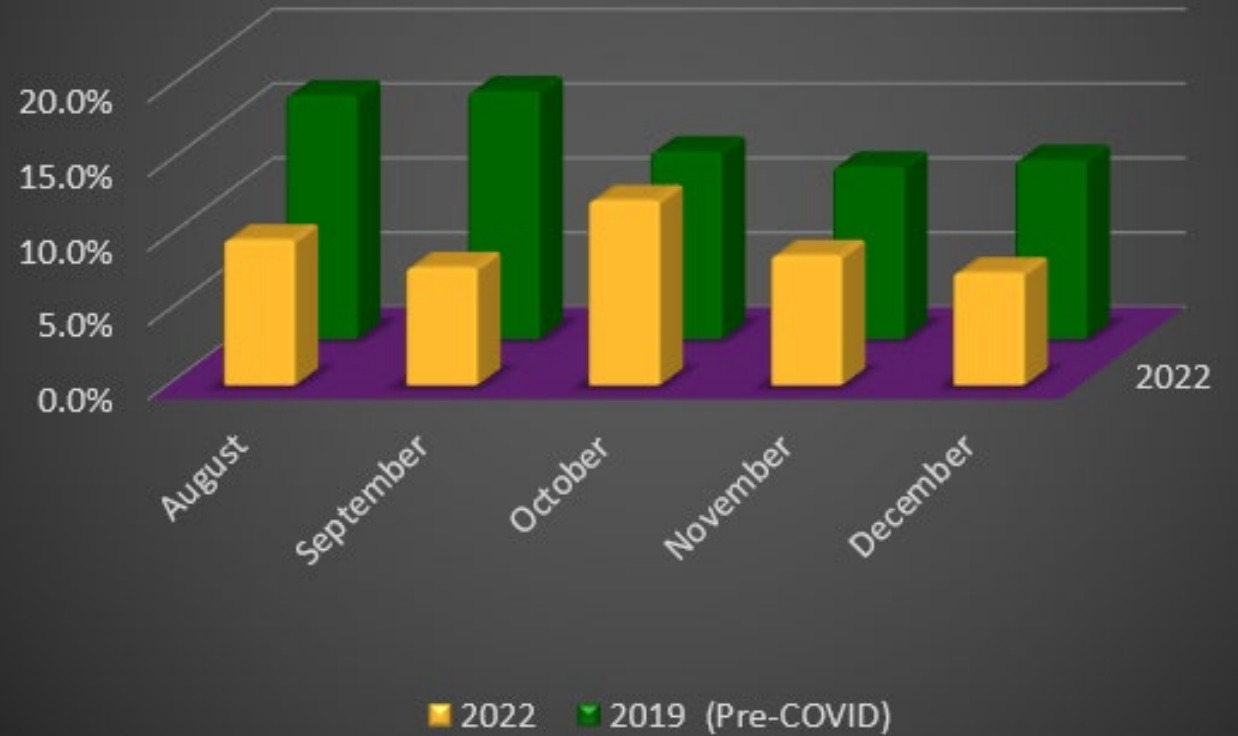
Fare revenue continues to offset a slightly modest percentage of operating expenses as ridership continues to rebound. December's farebox recovery rate increased slightly from 8.77% in the prior month to 9.39%; a total increase of 0.6%.



CY 2022 Total Operating Expenses, Farebox Revenue & Farebox Recovery



Farebox Recovery Rates 2022 vs 2019 (Pre-COVID)



FERRY- Farebox Recovery Rates 2022 vs. 2019 (Pre-COVID)

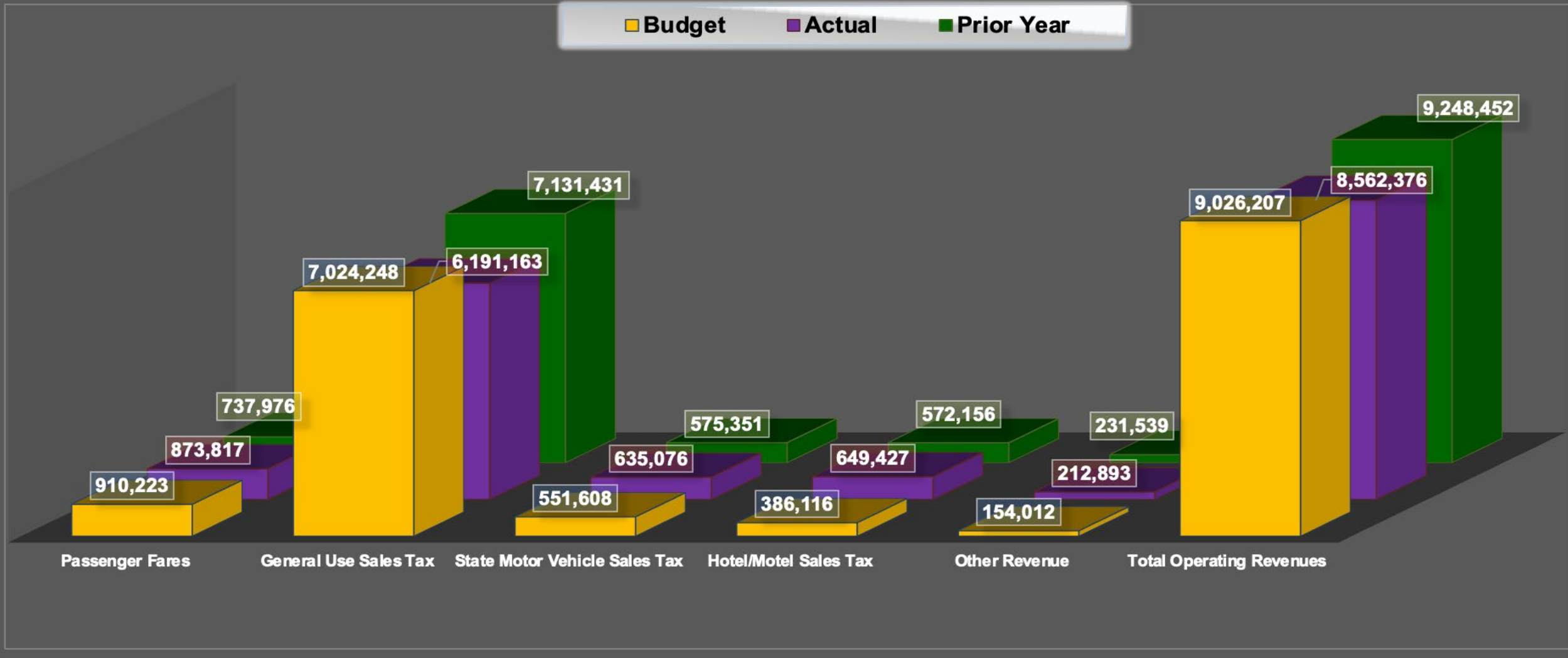
The decrease in farebox recovery to 7.57% in December from 8.73% in November is a result of increase in passenger revenues and an increase in operating expenses from the prior month. Fare revenues continue to offset a small percentage of operating costs.



December 2022 Summary of Sources

SUMMARY OF SOURCES

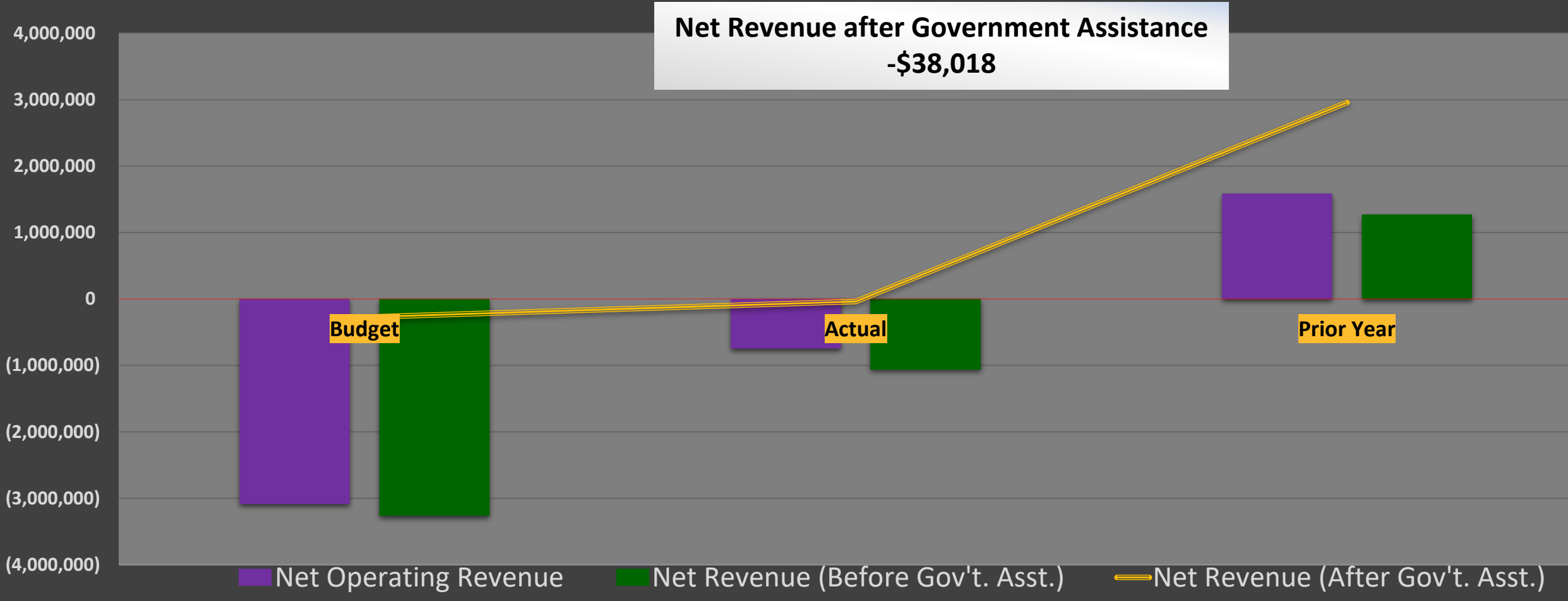
	Budget	Actuals	\$ Change	% Change	YTD Budget	YTD Actuals
Sales Tax	7,961,972	7,475,665.90	(486,306.10)	-6.11%	85,126,054	103,486,007
Government Assistance	3,339,566	1,569,616.88	(1,769,949.12)	-53.00%	37,981,735	26,758,009
Sales Tax and Government Assistance	11,301,538	9,045,283	(2,256,255.22)	-19.96%	123,107,789	130,244,016
Passenger Fares	910,223	873,816.76	(36,406.24)	-4.00%	9,581,381	9,531,457
Other Operating Revenues	154,012	212,893.26	58,881.26	38.23%	1,606,070	3,008,560
Subtotal Transit Operations	1,064,235	1,086,710.02	22,475.02	2.11%	11,187,451	12,540,017
Total Operating Revenues	12,365,773	10,131,992.80	(2,233,780.20)	-18.06%	134,295,240	142,784,033
Federal Capital Funding - RTA	1,861,482	1,360,264.53	(501,217.47)	-26.93%	30,231,183	12,245,753
Federal Capital Funding - Maritime Only	1,222,954	75,220.45	(1,147,733.55)	-93.85%	14,675,998	6,765,820
Investment Income	2,040	78,763.49	76,723.49	100.00%	24,480	287,233
Subtotal Capital and Bond Resources	3,086,476	1,514,248.47	(1,572,227.53)	-50.94%	44,931,661	19,298,806
Total Revenue	15,452,249	11,646,241.27	(3,806,007.73)	-24.63%	179,226,901	162,082,839
Operating Reserve	1,288,635	792,046.50	(496,588.50)	-38.54%	0	(19,909,240)
Total Sources	16,740,884	12,438,287.77	(4,302,596.23)	-25.70%	179,226,901	142,173,599



Operating Revenues (Budget, Actual & Prior Year)

RTA's two largest revenue sources are General Use Sales Tax \$6.2M and Fare Revenue \$874K. The two combined make up 82.5% or \$7M in total revenue. Overall, total operating revenues for the month of December are \$8.56M. Passenger Fares, however, when compared to the budget, favored unfavorably by 36k or 4%.





Net Revenues (Before and After Government Assistance)

Net Revenue (Before Government Assistance) is -\$1.1M for the month of December. After applying the month's \$1.6M in Government Operating Assistance, Net Revenue is -\$38K for the month of December.

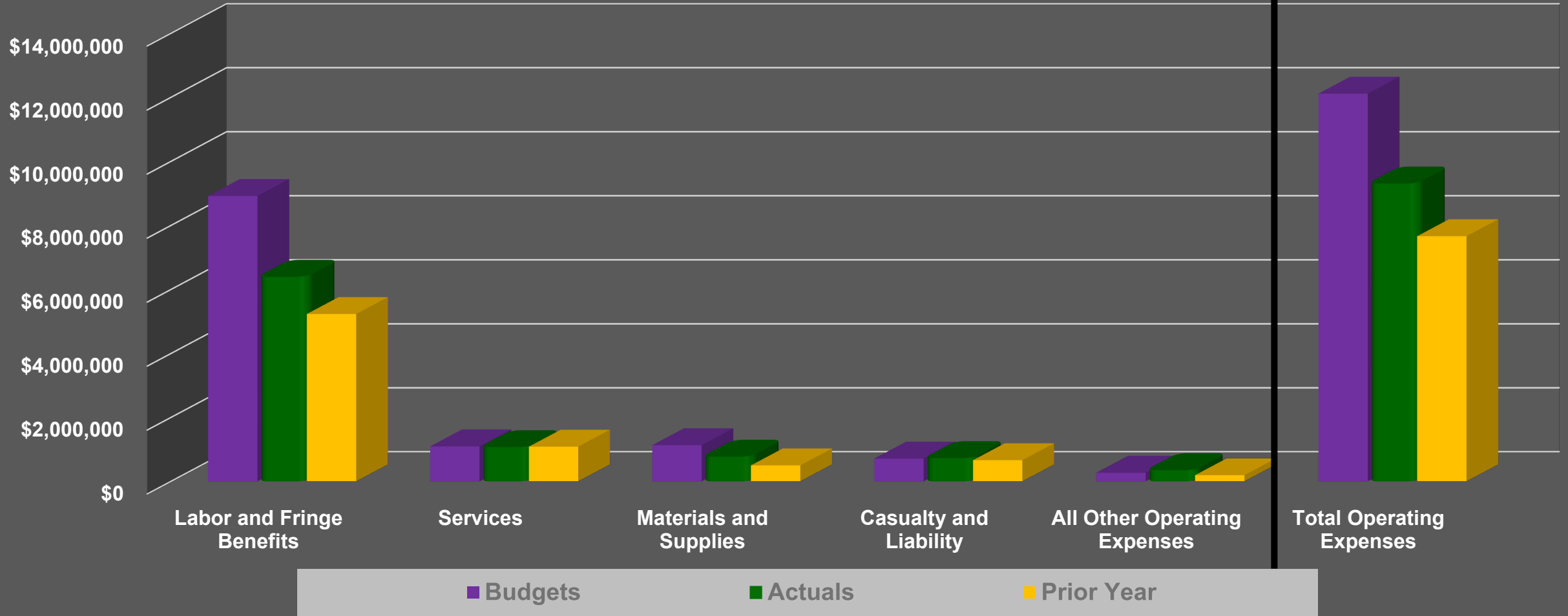


December 2022 Summary of Uses

Summary of Uses

	Budget	Actuals	\$ Change	% Change	YTD Budget	YTD Actuals
Transit Operations	12,111,629	9,307,980.43	2,803,648.57	23.15%	115,761,808	102,381,826
TMSEL Legacy Costs	177,050	311,247.95	(134,197.95)	-75.80%	2,124,600	3,055,608
Maritime Costs	350,839	550,782.56	(199,943.56)	0.00%	4,230,383	4,296,960
Capital Expenditures - RTA	1,752,088	1,360,264.53	391,823.47	22.36%	29,246,621	12,245,753
Capital Expenditures - Maritime Only	1,568,114	372,573.46	1,195,540.54	76.24%	18,817,687	13,422,279
FEMA Project Worksheet Expenditures	109,394	0.00	109,394.00	100.00%	984,562	0
Debt Service	671,770	535,438.84	136,331.16	20.29%	8,061,240	6,771,174
Total Expenditures	16,740,884	12,438,287.77	4,302,596.23	25.70%	179,226,901	142,173,599
Operating Reserve	0	0.00	0.00	0.00%	0	0
Total Uses	16,740,884	12,438,287.77	4,302,596.23	25.70%	179,226,901	142,173,599

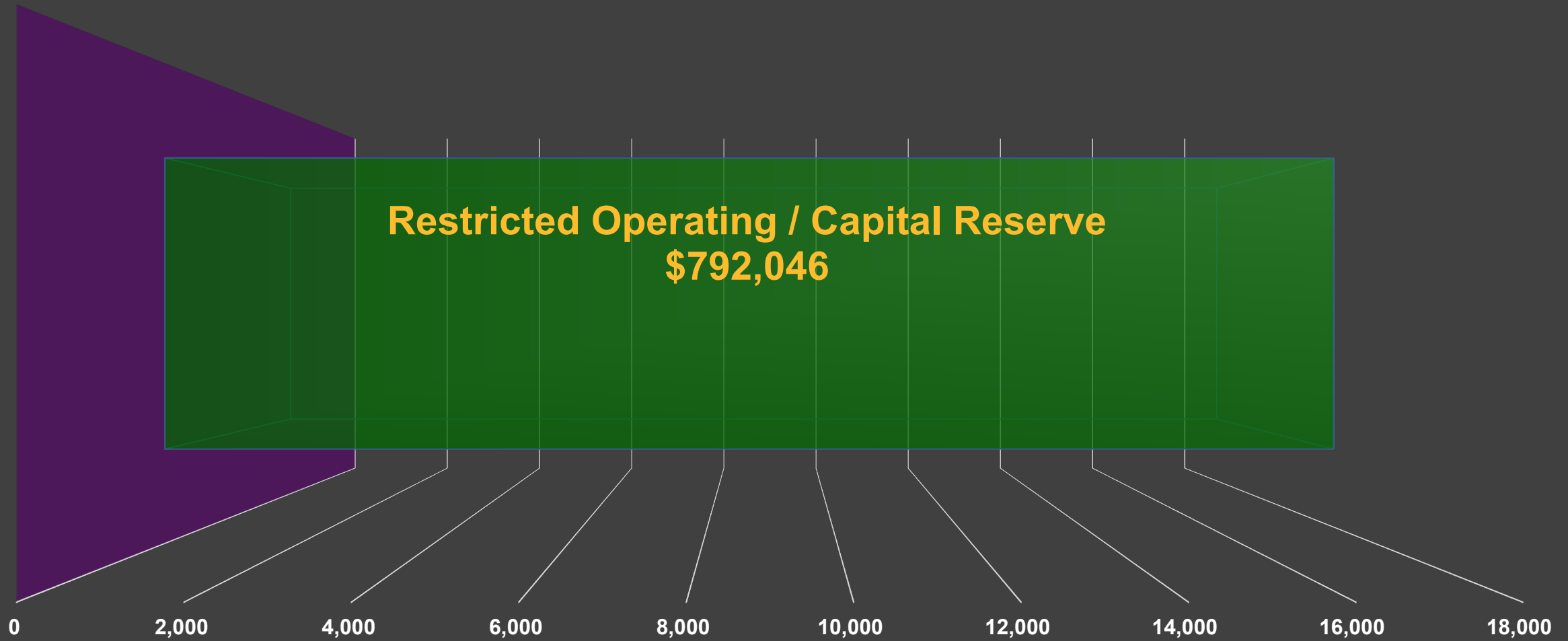
Operating Expenses (Actual) \$9,307,980



Operating Expenses

Operating Expenses for the month of December are roughly \$9.3M. Labor and Fringe Benefits, the largest expenditure at \$6.4M, comprised 68.7% of this month's actual expenses. In total, operating expenses for the month of December show an increase of 7.79% from \$8.6M in November.





Operating Reserve

To offset Net Revenue (After Government Assistance of approximately \$1.6M), approximately \$792K from Restricted Operating/Capital Reserve was used.



Procurement

Purchase Orders Less than \$100K
(January 4, 2023 – February 3, 2023)

PURCHASE ORDER #	VENDOR	COST CENTER	COSTER CENTER DESCRIPTION	TRANS	REFERENCE	ORDER TOTAL
912771-008	Transit Security	1330099	Transit Security	1/3/23	Month -to-month services	336,336.00
912771-009	Transit Security	1330099	Transit Security	1/13/23	December 2022 services	68,366.77
914658	The MKJ Group	1290002	IT	1/6/23	Consulting Services	20,000.00
914661	Text Marks	1290002	IT	1/6/23	SMS Annual Subscription	13,188.00
914660	B2GNow	1110002	Board	1/6/23	Annual Service Fee	15,000.00
912770-025	Woodward Construction	LA2017-019	Planning/Infrastructure	1/18/23	CSFT temporary berthing CO#46	84,242.95
914091-005	BRC Construction	1284399	Planning/Infrastructure	1/18/23	Downtown interim bus terminal	74,278.21
914715	Ron Turley & Associates	1290002	IT	1/24/23	Annual Subscription	32,483.32
914691	Connectria	1290002	IT	1/20/23	AS400 Hosting Services	49,058.88
914722	Wireless Telematics Solutions	1290002	IT	1/25/23	Data Plan Services	11,678.55
914091-007	BRC Construction	1284399	Planning/Infrastructure	2/2/23	CO Extended hours labor/equip.	51,874.65

Total value 756,507.33

Questions?





Agenda

7. DBE Report



02/09/2023

Regional Transit Authority


Disadvantaged Business Enterprise Report

Contract Awards January 2023

\$400,000 in contracts were awarded

- \$200,000 was awarded to DBE firms.
- Of the DBE contracts \$200,000 was awarded to DBE Prime Contractors and \$200,000 was awarded to SBE Prime Contractors.

Total DBE participation (commitment) is 50%.





Agenda

Current DBE Projects

Project	Contract Amount	DBE Goal	DBE Goal	% Goal Achieved	Tentative Completion Date
CMAR – Canal Street Ferry Terminal (Construction)	\$19,861,432	\$7,004,708	30.55%	13%	3/2023
Disaster Recovery Grants Management and Administration	\$137,888	\$67,565	49%	39%	9/2023
Transit Ferry Services	\$8,442,843	\$842,442	10%	24%	1/2023
East New Orleans Maintenance Building	\$737,577	\$132,763	18%	20%	5/2022



Agenda

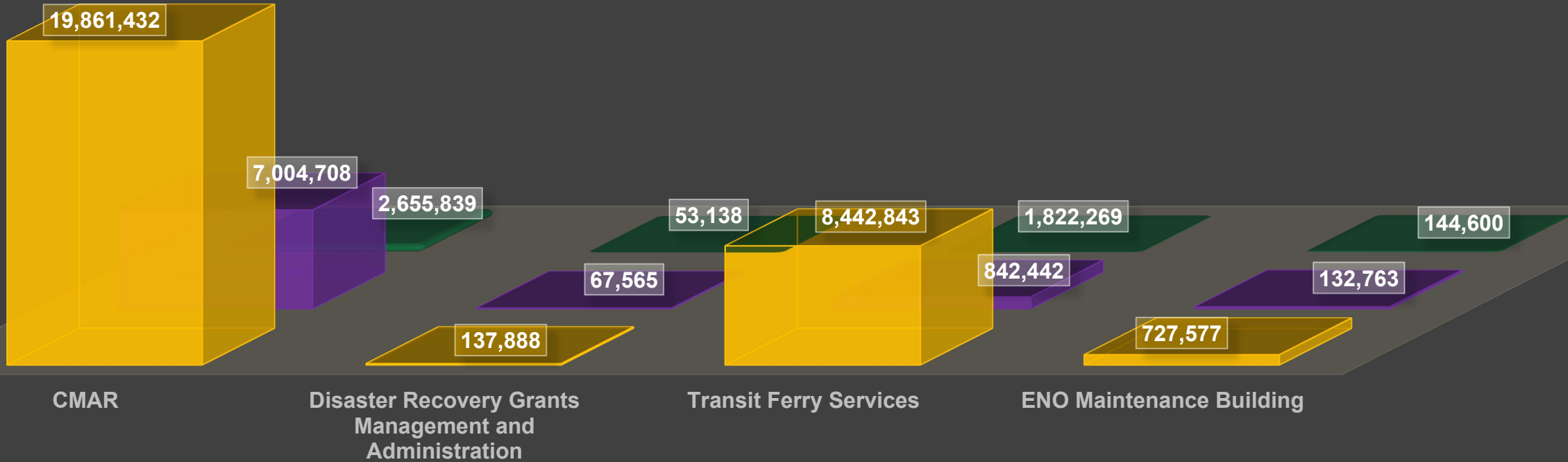
Current DBE Projects

Project	Contract Amount	DBE Goal	DBE Goal	% Goal Achieved	Tentative Completion Date
Business Intelligence & Data Management Reporting System	\$331,497	\$331,497	100%	36%	10/2024
On Call Technical Safety Support	\$300,000	\$300,000	100%	22%	10/2024
Napoleon Facility Renovation & Upgrade	\$4,742,000	\$1,460,536	30.8%	2%	6/2023
Rampart Streetcar Line: Emergency Repair Project	\$1,021,000	\$141,204	13.83%	0%	4/2023

■ Contract Amount

■ DBE Goal

■ DBE Goal Achieved

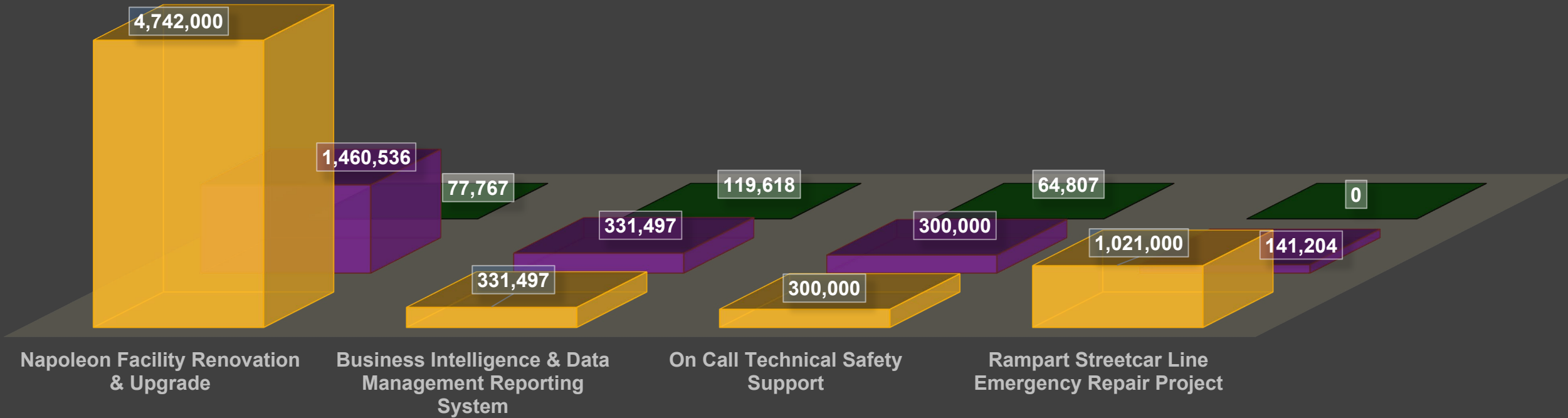


Current DBE Projects

Contract Amount

DBE Goal

DBE Goal Achieved



Current DBE Projects

Current SBE Projects

Project	Contract Amount	SBE Goal	SBE Goal	% Goal Achieved	Tentative Completion Date
DBE Consulting Services	\$181,682	\$181,682	100%	63%	3/2023
Construction Cost Audits	\$78,902	\$78,902	100%	78%	6/2023
Bus Rapid Transit Feasibility Study	\$599,949	\$599,949	100%	58%	3/2023
On Call A&E Services for Design of Interim Downtown Transit Hub	\$70,000	\$70,000	100%	98%	9/2023



Agenda

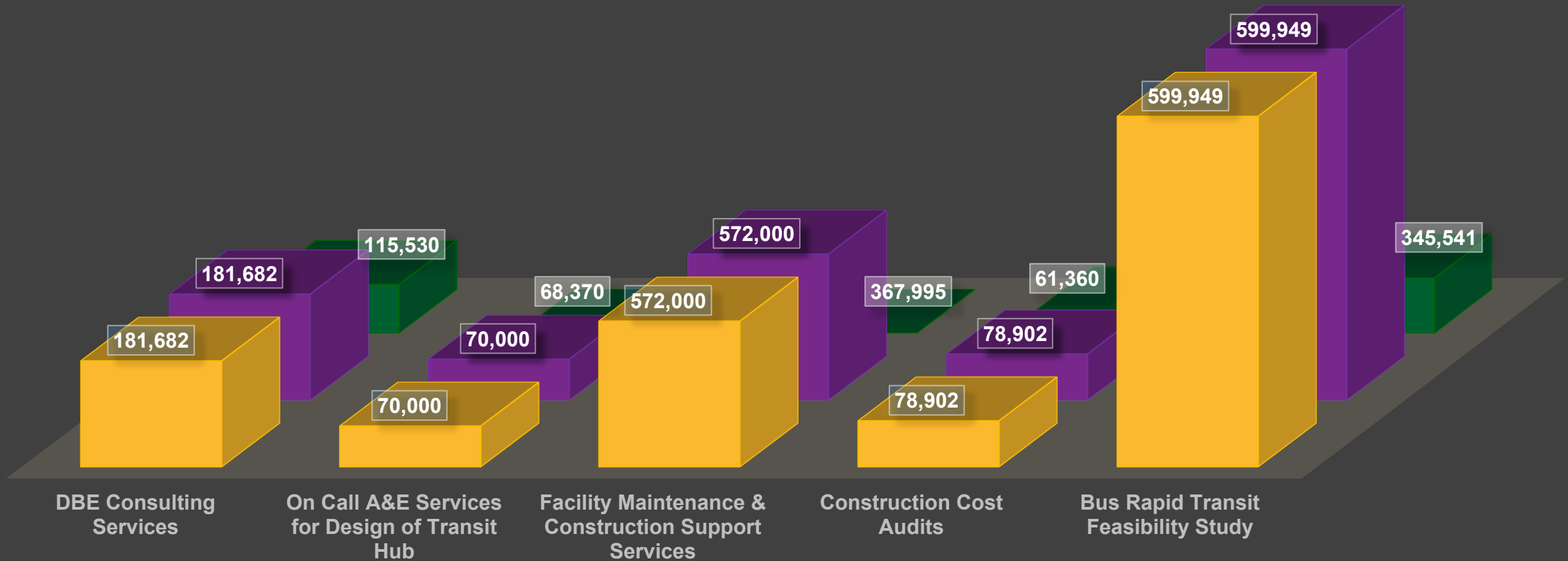
Current SBE Projects

Project	Contract Amount	SBE Goal	SBE Goal	% Goal Achieved	Tentative Completion Date
Facility Maintenance & Construction Support Services	\$572,000	\$572,000	100%	64%	3/2023
Classification and Compensation Study	\$166,000	\$166,000	100%	87%	3/2023
Leadership & Change Management Training	\$270,000	\$270,000	100%	88%	5/2023
Temporary Janitorial Services	\$578,000	\$540,000	100%	99%	11/2022
Advertising Campaigns & Media Buying Services	\$400,000	\$400,000	100%	0%	2/2024

■ Contract Amount

■ SBE Goal

■ SBE Goal Achieved

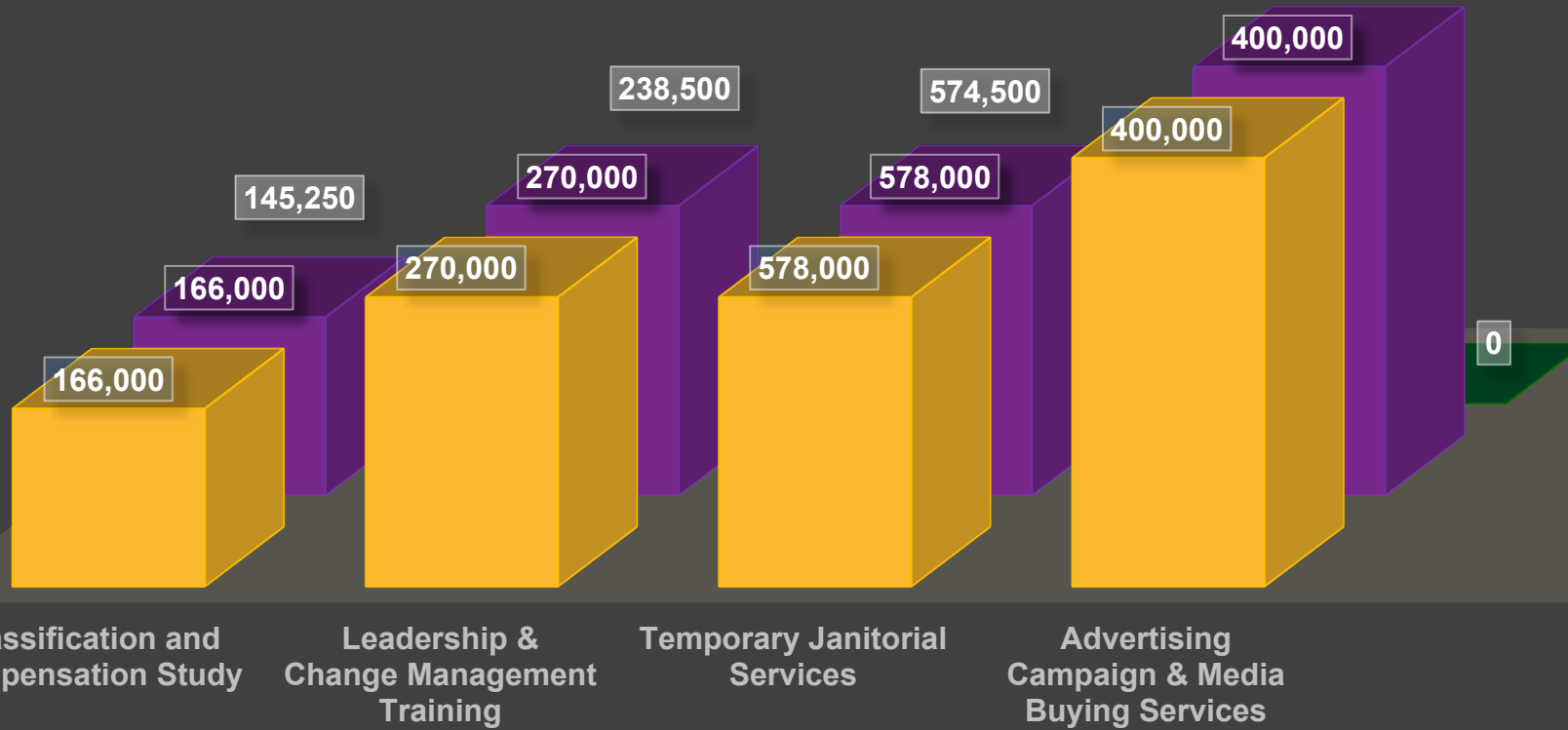


Current SBE Projects

Contract Amount

SBE Goal

SBE Goal Achieved



Current SBE Projects



Agenda

Upcoming DBE/SBE Projects

DBE/SBE Goal

Current Solicitation

IFB 2022-015 Non-Advertisement Bus Shelters
(Bids due 2/6/2023)

100% SBE

RFP 2023-001 Transit Security Services
(Proposals due 2/8/2023)

23% DBE

DBE/SBE Outreach Events



1.26.23 | 1:00p-4:00p | Regional Transportation Management Center

1:00p – 1:20p

Welcome

- Klassi Duncan, Vice President, Center for Entrepreneurship & Innovation, ULLA
- Frank W. Johnson, III, Senior Business Advisor/Contractor Specialist, ULLA

1:20p – 1:40p

Prime Contractors + Q&A

- **Woodward Design + Build** – Lauren Marshall, Director of Diversity & Inclusion
- **Landis Construction** – Sarah Busch, VP Operations; Jamie Christovich, Chief Estimator
- **AECOM Hunt/AECOM Tishman** – Arkebia Matthews-Johnson, MCA, Diversity Contract Compliance Manager

1:40p – 3:30p

Government Agencies and Others + Q&A

- **Louisiana Department of Transportation and Development (LADOTD)** – Paula Roddy, DOTD Program Director, Compliance Program Section
- **Louisiana Department of Transportation and Development (LADOTD)** – Joy Johnson, P.E., PMP, Roadway Maintenance & Contracts
- **Governor's Office of Homeland Security and Emergency Preparedness (GOHSEP)** – Wayne B. Tedesco, Jr., Asst. Deputy Director, Grants and Administration
- **U.S. Small Business Administration, Louisiana District Office** – Jo Ann Lawrence, Deputy District Director
- **City of New Orleans, Office of Supplier Diversity** – Lori Barthelemy, Director
- **City of New Orleans, Office of Procurement/Bureau of Purchasing** – Julien Meyer, Chief Procurement Officer
- **New Orleans Ernest N. Morial Convention Center** – Rocsean Spencer, CCA, Small Business Program Director
- **Port NOLA** – Chanel M. Labat, Director of Procurement
- **NOLA Public Schools** – Jonathan Temple, Director of Business Partnerships
- **Regional Transit Authority** – Adonis C. Expose', DBE/SBE Liaison Officer III
- **APTIM, Energy Smart** – Kevin Fitzwilliam, Training and Development Specialist

3:30p – 4:00p

Final Q&A / Closing Remarks / Adjourn

dbesupport@urbanleagueula.org | www.urbanleagueula.org | www.ullacei.eventbrite.com



Agenda

DBE/SBE Business Development Trainings

RTA presents

RESPONDING TO BIDS & REQUESTS FOR PROPOSALS

Free DBE Workshop

Join us for this month's **Disadvantaged Business Enterprises (DBEs) workshop** to learn how to win public and private sector contracts.

Seating is limited.

Register **TODAY** at norta.com.

WHEN:

Tuesday, January 24
5:30 PM - 7:30 PM

WHERE:

RTA Board Room, 2nd Floor
2817 Canal Street
New Orleans, LA





Agenda

Upcoming DBE/SBE Business Development Trainings

Tuesday, February 28, 2023

Topic: “How to Write a Clear, Concise and Powerful Capability Statement”

Tuesday, March 28, 2023

Topic: “Entrepreneurial Leadership and Influence”

Tuesday, April 25, 2023

Topic: “Understanding Personal Credit and How to Fix It!”

Questions?





Agenda

8. Infrastructure & Planning Report



02/09/2023

Regional Transit Authority

Infrastructure & Planning Report



Open Projects

Project	Contractor	Comments
Close-Out		
Riverfront Streetcar Repair	A/E: Infinity G/C: Pointer Smith	Service restored, working on contract close-out; added repair of Poydras St station now underway
ENO Maintenance Bldg. Exterior Envelope	A/E: CDM G/C: CDW	Reviewing all close-out documents prior to paying final pay app
Interim Downtown Transfer Center (Phase 1)	A/E: GO-TECH G/C: BRC	Phase 1 downtown is 100% complete – finalizing shelter lighting
Interim N.O. East Hub	A/E: Infinity G/C: BRC	Finalizing shelter lighting
Construction		
Canal St Ferry Terminal	A/E: Infinity G/C: Woodward/APC JV	Permanent wharf - Complete Substantial completion mid-March (Building, elevators, access) Dry side (Audobon) - May Final removal clear out: June (Port of New Orleans deadline)
Napoleon Facility Rehabilitation	A/E: Landmark Architects G/C: CDW	Wall stabilization complete; roof rebuild underway Working on plumbing issues with Architect and Contractor
Rampart Streetcar Restoration (Hard Rock Hotel Collapse)	A/E: AECOM G/C: Barnes Electric	Target construction completion date early April 2023, Preliminary work has commenced. Service restoration for June 4 pick



Open Projects

Project	Contractor	Comments
Procurement		
2021 Non- Advertising Shelter	A/E: Infinity G/C: tbd	Bid opening 2/6
Design/Engineering		
Interim Downtown Transfer Center (Phase 2)	A/E: GO-TECH G/C:	Phase 2 working to resolve lighting plan for design Advertising Phase 2 Downtown in early 2Q2023
Downtown Transit Center (Permanent)	A/E: tbd G/C:	Preparing RFQ for design/environmental team
Planning		
Bus Rapid Transit (BRT) Feasibility Study	ILSI	Council approval of LPA anticipated 2/16 Planning phase completion estimated April 2023
Lo-No Emission Vehicle Pilot		Finalize project scope for engineering, infrastructure and vehicles. Received updated pricing from vendor
Transit Hub Design and Build (RAISE FY21)		Developing RTP (using on-call A&E) for design program and environmental
Fare Technology Modernization (RAISE FY21)		Preparing environmental Preparing RFP for Technical Consultant
UPT Admin Office Buildout	A/E: MSMM G/C: TBD	Developing CEA with CNO (NOBC)



Open Projects

Project	Contractor	Comments
Planning continued		
Algiers Point Ferry Terminal Rehabilitation and Modernization	A/E: G/C:	Awarded \$5.2 M for full project build out (likely use on-call A&E pool)
Lower Algiers Car Ferry Landing Barge Replacement	A/E: G/C:	Working on Project Execution Plan, (will use on-call A&E pool)
Algiers Point Landing Barge Replacement	A/E: G/C:	Working on Project Execution Plan, (will use on-call A&E pool)
All Agency Accessibility Study	P/S:	Developing RFP scope –Q2 2023
Shelter Program expansion (2024)	A/E: G/C:	Developing updated full system prioritization list; RFQ estimated Q3 2023



Submitted Grants / Funding Requests

Grant Program	Application Status	Project Total	Federal -State Amount Requested	Federal Amount Awarded	Scope Request
State DOTD 5339	Planning	\$2,200,000	\$1,760,000		Replace para-transit vehicles that are at the end of useful life.
FY2023-2024 Capital Outlay: Ferry Maintenance Barge Replacement	Planning	\$14,159,064	\$10,619,298		State of Louisiana Capital Outlay submission, requirement to submit until the funds are spent. Priority 4 in the FY2022-2023 budget.
FY2023-2024 Capital Outlay: Vehicle Ferry Replacement Study	Planning	\$667,000	\$500,250		State of Louisiana Capital Outlay submission,
FY2022 All Stations Accessible Program	Denied	\$250,000	\$200,000		Plan and develop program for all stops on St Charles Streetcar to be accessible
FY2022 Ferry Boat Program (FWHA)	Awarded	\$799,997		\$799,997	Ferry boat and facility support – exact scope TBD
FY2022 FTA Passenger Ferry Grant Program	Awarded	\$6,588,975	\$5,271,179	\$5,271,179	Algiers Point Terminal Modernization
Total Amount		\$24,665,036	\$18,350,727	\$6,071,176	
Total Amount Pending		\$17,026,064	\$12,879,548		



Upcoming Grants / Funding Request

Grant Program	Application Status	Project Total	Anticipated NOFO release	Federal Amount Awarded	Scope Request
RAISE FY23	State, Local, Transit Agencies	\$2.8 billion FY23	Released	2/28/2023	RTA will be lead applicant w/ CNO Downtown Transit Center + multi-modal corridor Construction
Lo/No FY23	State, Local, Transit Agencies	\$1.7 billion FY23	Released	4/15/2023	Facility/Fleet Transition Plan 2025 fixed-route vehicles
TOD Planning	State, Local, Transit Agencies	\$13M / year FY22-26	5/1/2023	TBD	Enhance economic development, ridership, etc Facilitate multimodal connectivity Enable mixed-use development
Capital Investment Grant (CIG)	State, Local, Transit Agencies		April 2023 (Letter of Intent)	August 2023	BRT Design/Construction
Neighborhood Access and Equity Grant (HUD)	State, MPO, Local entity; non-profit or higher-ed institution	\$3.21 billion total \$1.26 billion reserved for economically disadvantaged communities	TBD	TBD	Eligible Uses: implement context-sensitive projects that improve walkability and safety and provide affordable transportation access;

Questions?





Agenda

9. Procurements

A. Amendments:

Leadership & Change Management Training – Change Order 23-009

B. Authorizations:

Space and Rooftop Lease at Place St. Charles (201 Place St. Charles, LLC)
23-010

C. Grants:

FY23 RAISE Grant Application 23-014



Agenda

10. Audience Questions & Comments



Agenda

11. New Business



Agenda

12. Adjournment